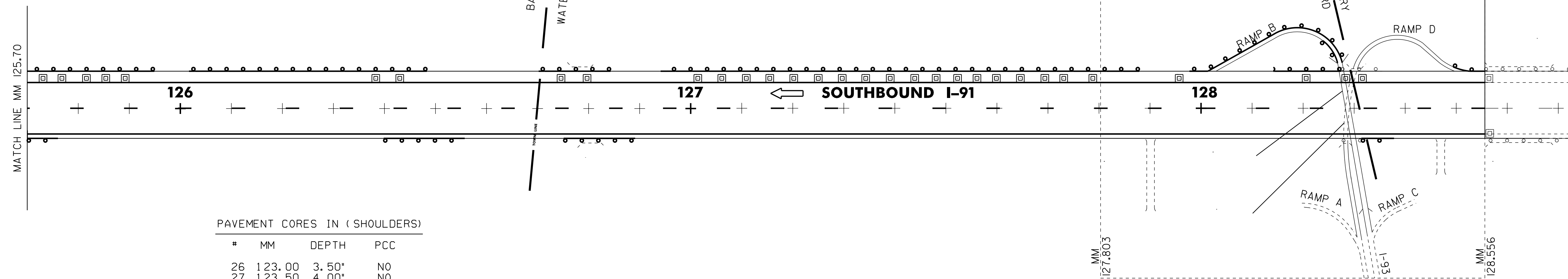
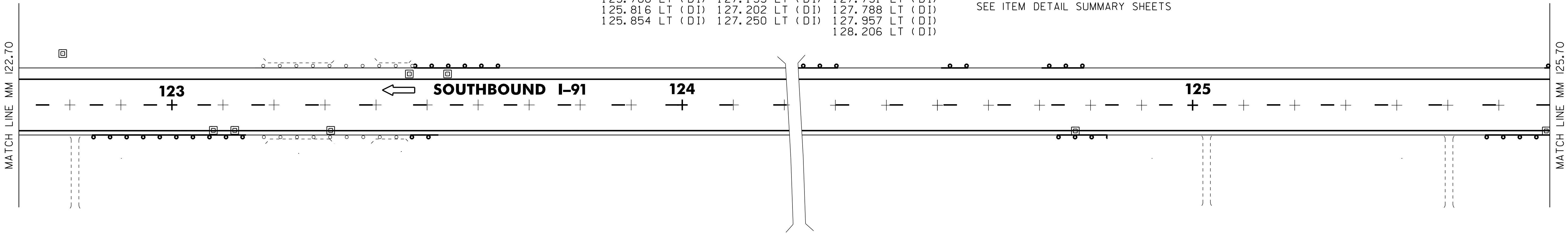


TEMPORARY 6" WHITE LINE, PAINT
 DURABLE 6" WHITE LINE, RECESSED OPTION
 122.700 TO 128.556 SOLID LT
 122.700 TO 128.556 DASHED CL
 TEMPORARY 6" YELLOW LINE, PAINT
 DURABLE 6" YELLOW LINE, RECESSED OPTION
 122.700 TO 128.556 SOLID RT

REHAB. DROP INLETS,
 CATCH BASINS, OR MANHOLES,
 CLASS I OR CLASS II
 122.786 LT (DI)
 123.540 LT (DI)
 127.061 LT (DI)
 127.561 LT (DI)
 127.599 LT (DI)
 127.646 LT (DI)
 128.283 LT (DI)
 128.317 LT (DI)

CHAIN-LINK FENCE, 6 FEET
 BRACING ASSEMBLY FOR
 CHAIN-LINK FENCE, 6 FEET
 126.787 TO 126.796 LT (50') BRIDGE 80S
 SPECIAL PROVISION
 (DECOMMISSION/CAP CURB DROP INLET)
 123.081 RT (DI) 125.892 LT (DI) 127.297 LT (DI)
 123.123 RT (DI) 126.383 LT (DI) 127.343 LT (DI)
 123.309 RT (DI) 126.430 LT (DI) 127.391 LT (DI)
 123.465 LT (DI) 126.746 LT (DI) 127.439 LT (DI)
 124.770 RT (DI) 126.797 LT (DI) 127.481 LT (DI)
 125.693 RT (DI) 127.014 LT (DI) 127.523 LT (DI)
 125.731 LT (DI) 127.109 LT (DI) 127.694 LT (DI)
 125.768 LT (DI) 127.155 LT (DI) 127.731 LT (DI)
 125.816 LT (DI) 127.202 LT (DI) 127.788 LT (DI)
 125.854 LT (DI) 127.250 LT (DI) 127.957 LT (DI)
 128.206 LT (DI)

BITUMINOUS CONCRETE CURB, TYPE A
 REMOVAL OF EXISTING CURB
 CABLE GUARDRAIL
 CABLE GUARDRAIL J-BOLT, GALVANIZED
 CABLE GUARDRAIL SPLICE UNIT
 REPLACEMENT OF GUARDRAIL CABLE
 STEEL BEAM GUARDRAIL, GALVANIZED
 MANUFACTURED TERMINAL SECTION, FLARED
 ANCHOR FOR STEEL BEAM RAIL
 ANCHOR FOR CABLE RAIL
 REMOVE AND RESET GUARDRAIL
 REPLACE GUARDRAIL POST ASSEMBLY
 REPLACE GUARDRAIL BEAM UNIT
 REMOVAL AND DISPOSAL OF GUARDRAIL
 DELINEATOR WITH STEEL POST
 SEE ITEM DETAIL SUMMARY SHEETS

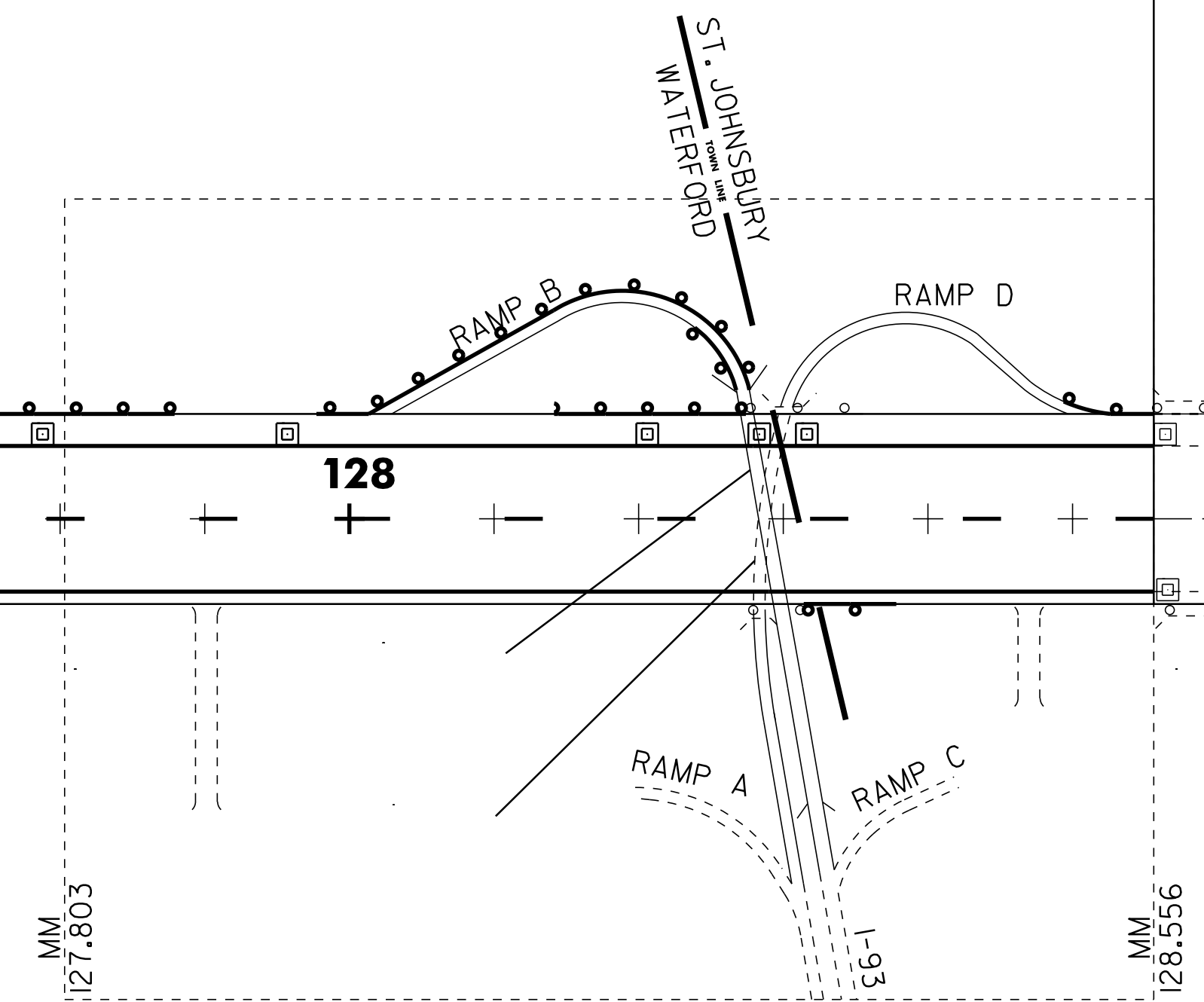


PAVEMENT CORES IN (SHOULDERS)

#	MM	DEPTH	PCC
26	123.00	3.50"	NO
27	123.50	4.00"	NO
28	124.00	3.50"	NO
29	124.50	3.75"	NO
30	125.00	3.75"	NO
31	125.50	3.50"	NO
32	126.00	4.50"	NO
33	126.50	4.25"	NO
34	127.00	4.00"	NO
35	127.45	4.75"	NO
36	128.05	4.50"	NO
37	128.40	5.50"	NO

LEGEND
 = EXISTING GUARDRAIL
 = PROPOSED GUARDRAIL
 = DI

**INTERSTATE ROUTE 91 SB
 END PROJECT
 NEWBURY-ST. JOHNSBURY
 AC IM 091-2(76)
 (MM 128.556)**
 END COLD PLANE AND OVERLAY



INTERCHANGE 19
 SEE SHEETS 30 & 31

MAINLINE LAYOUT 3

PROJECT NAME: NEWBURY-ST. JOHNSBURY	FILE NAME: 06a046	PLOT DATE: 29-JUL-2014 16:46
PROJECT NUMBER: AC IM 091-2(76)	PROJECT LEADER: PTS	DRAWN BY: JLS
	DESIGNED BY: NULL	CHECKED BY: PTS
	IPARM FILE NAME: 06A046_27	SHEET 27 OF 33

NOT TO SCALE