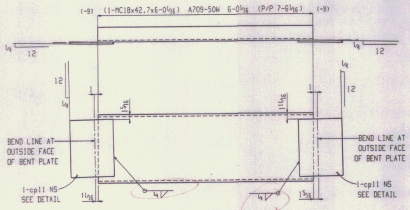

16 BEAMS 2B1

W	18 x 1/16
F	31 15/16 x 5/8
K	14 1/8 x 1

SHOP NOTE:
TOE DIRECTION FAR SIDE

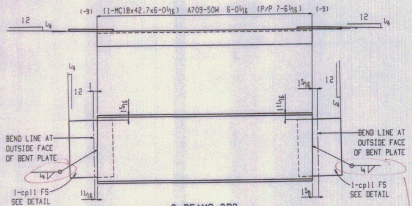

8 BEAMS 2B2

W	18 x 1/16
F	31 15/16 x 5/8
K	14 1/8 x 1

SHOP NOTE:
TOE DIRECTION NEAR SIDE

SEE DETAIL ON DWG No. 1

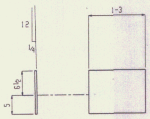

DETAIL OF cpl1

GRADE: A709-50W

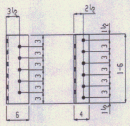

160 ANGLES 2A1

BILL OF MATERIAL

BLOCK QTY.	BLOCK NO.	MARK	NO. PCS.	SHAPE	LENGTH FT. IN.	C.S. NO.	CUT FROM NO.	CUT FROM FT. IN.	PROC. PG - LN	REMARKS	PAY ITEM
16	1	2 2B1	16	BEAM							
		2 2B1	16	MC18x42.7	6 0 1/16					A709-50W	
		3 cpl1	32	PL1/4x11 1/2	1 3					BENT A709-50W	
		4									
		5									
		6									
		7									
		8									
8	1	9 2B2	8	BEAM							
		10 2B2	8	MC18x42.7	6 0 1/16					A709-50W	
		11 cpl1	16	PL1/4x11 1/2	1 3					BENT A709-50W	
		12									
		13									
		14									
		15									
		16									
160	1	17 2A1	160	ANGLE							
		18 2A1	160	L6x4x1/2	1 8					A709-50W	
		19									
		20		FIELD BOLTS							
		21 3/4" ϕ	216	3/4 Dia A325		0	3/4			Inside Bays	IND WASH
		22 5/8" ϕ	144	5/8 Dia A325		0	1			End of Bay	IND WASH
		23 5/8" ϕ	144	5/8 Dia A325		0	2/4			Exterior Bay	IND WASH
		24 5/8" ϕ	96	5/8 Dia A325		0	2/4			Exterior	IND WASH
		25	800	5/8 Dia A325		0	2/4			Diaphragm to angles	IND WASH
		26									
		27									
		28									
		29									
		30									
		31									
		32									
		33									
		34									
		35									
		36									
		37									
		38									
		39									
		40									
		41									
		42									
		43									
		44									
		45									
		46									
		47									
		48									
		49									
		50									
		51									
		52									
		53									
		54									
		55									

REV.	REMARKS	DATE	DWN	CHK	APP	G.A.	NO.	DIA.	LGT	TYPE	WASHER
	OUT FOR APPROVAL	01-14	DJF	PD							
	OUT FOR APPROVAL										
	ISSUED TO SHOP										
	FIELD & OFFICE										

PROJECT NO. STATE PROJECT NO. IM 091-1(60)

MATERIAL : ASTM A709-GR50W | ELECTRODES : SEE PROC | HOLES : AS NOTED | SHOP BOLTS : ϕ

SURFACE PREPN & PAINT : NONE

DESCRIPTION : DIAPHRAM BEAMS & LOOSE ANGLES

JOB : STATE OF VERMONT
AGENCY OF TRANSPORTATION
BRIDGES NO.14N&S, 16N&S ON INTERSTATE 91

CUSTOMER : COLD RIVER BRIDGES, LLC / VT A.O.T.

DRAWN BY	DATE
DJF	JAN 2011
CHECKED BY	DATE
PD	JAN 2011
APPROVED BY	DATE
S. A.	DATE
JOB NO.	DRG. NO.
484	2
File: PUTNEY_484 Job: PUTNEY_484	REV.

CASCO BAY STEEL STRUCTURES, INC.
75 SPRING HILL ROAD SACO, MAINE 04072
PHONE (207) 282-7360 FAX. (207) 282-1179

SHOP DRAWINGS NOT REVIEWED UNLESS NOTED OTHERWISE
NO EXCEPTION TAKEN
REVISE AS NOTED
RESUBMISSION NOT REQUIRED
REVISE AND RESUBMIT
RESUBMISSION REQUIRED
REJECTED
DATE 2/1/10
SIGNATURE TSK
REVIEW BY STRUCTEC IS FOR THE SOLE PURPOSE OF ASCERTAINING CONFORMANCE WITH THE GENERAL DESIGN CONCEPT. IT DOES NOT INCLUDE REVIEW OF DETAILS, DIMENSIONS, QUANTITIES, FABRICATION AND CONSTRUCTION TECHNIQUES, OR COMPLIANCE WITH SPECIFICATIONS, CONTRACT DOCUMENTS, OR ANY OTHER LAWS, CODES, OR REGULATIONS. SEE SHOP DRAWINGS FOR ALL DIMENSIONS AND SHOP CONFIGURATION

JOB NO.	DRG. NO.
484	2