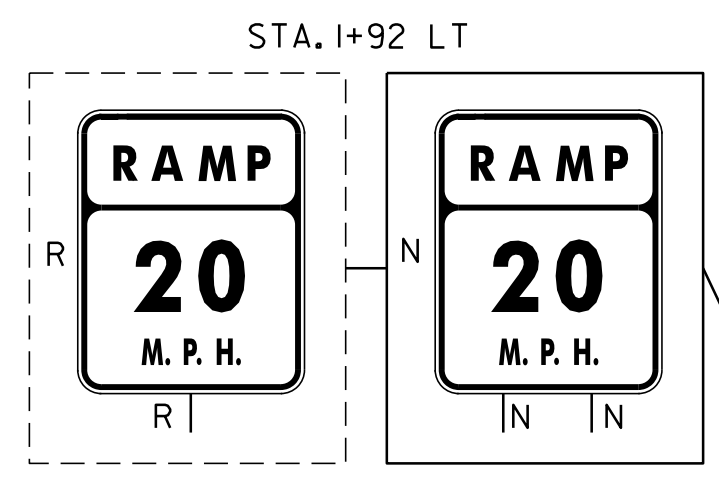


621.20 STEEL BEAM GUARDRAIL, GALVANIZED
 STA. I+42.5 - STA. I+55 RAMP F RT
 621.50 MANUFACTURED TERMINAL SECTION, FLARED
 STA. 0+30 - STA. 0+67.5 RAMP F RT
 621.60 ANCHOR FOR STEEL BEAM RAIL
 STA. I+55 RAMP F RT
 621.80 REMOVAL AND DISPOSAL OF GUARDRAIL
 STA. 0+30 - STA. 0+67.5 RAMP F RT
 STA. I+42.5 - STA. I+55 RAMP F RT

NOTE:
 ALL CHEVRONS APPEARING ON RAMPS SHALL BE REMOVED AND REPLACED. PLACEMENT OF NEW CHEVRONS SHALL BE IN ACCORDANCE WITH VTRANS STANDARD DRAWING E-126.

END RAMP F WORK
 STA. II+50



604.412 REHABING DROP INLETS, CATCH BASINS, OR MANHOLES, CLASS I
 STA. 4682+47 RT
 STA. 4683+73 RT

RAMP RADII INFORMATION

RAMP	RADII, FT	DESCRIPTION
E	302	NEAR I-89 END
	151	ALONG MIDDLE OF RAMP
	229	NEAR US2 END
F	716	NEAR I-89 END
	637	ALONG MIDDLE OF RAMP
	198	NEAR US2 END

THROATED DI'S TO BE REHABBED. SEE PAVING PROJECT LAYOUT SHEET FOR STATIONS.

646.426 DURABLE 6 INCH WHITE LINE, RECESSED
 STA. I+90 - STA. 9+91 RAMP E RT (SOLID)
 STA. 0+00 - STA. II+50 RAMP F RT (SOLID)
 STA. 4669+08 - STA. 4671+63 NORTHBOUND RT (DOTTED)
 STA. 4671+63 - STA. 4672+38 NORTHBOUND RT (DASHED)
 646.436 DURABLE 6 INCH YELLOW LINE, RECESSED
 STA. I+90 - STA. 9+00 RAMP E LT (SOLID)
 STA. I+62 - STA. II+50 RAMP F LT (SOLID)
 646.466 DURABLE 12 INCH WHITE LINE, RECESSED
 STA. 9+00 - STA. 9+91 RAMP E LT (SOLID)
 STA. 4680+56 - STA. 4682+06 NORTHBOUND RT (SOLID)
 STA. 0+37 - STA. I+62 RAMP F LT (SOLID)
 STA. 4672+38 - STA. 4674+13 NORTHBOUND RT (SOLID)
 STA. 4672+88 - STA. 4674+13 NORTHBOUND RT (HATCHED)

646.492 DURABLE LETTER OR SYMBOL, THERMOPLASTIC
 STA. 5+60 RAMP E "YIELD"
 STA. 6+00 RAMP E "AHEAD"
 STA. 8+83 RAMP E "YIELD TRIANGLE" (5)
 STA. 8+45 RAMP F "SIGNAL"
 STA. 8+85 RAMP F "AHEAD"

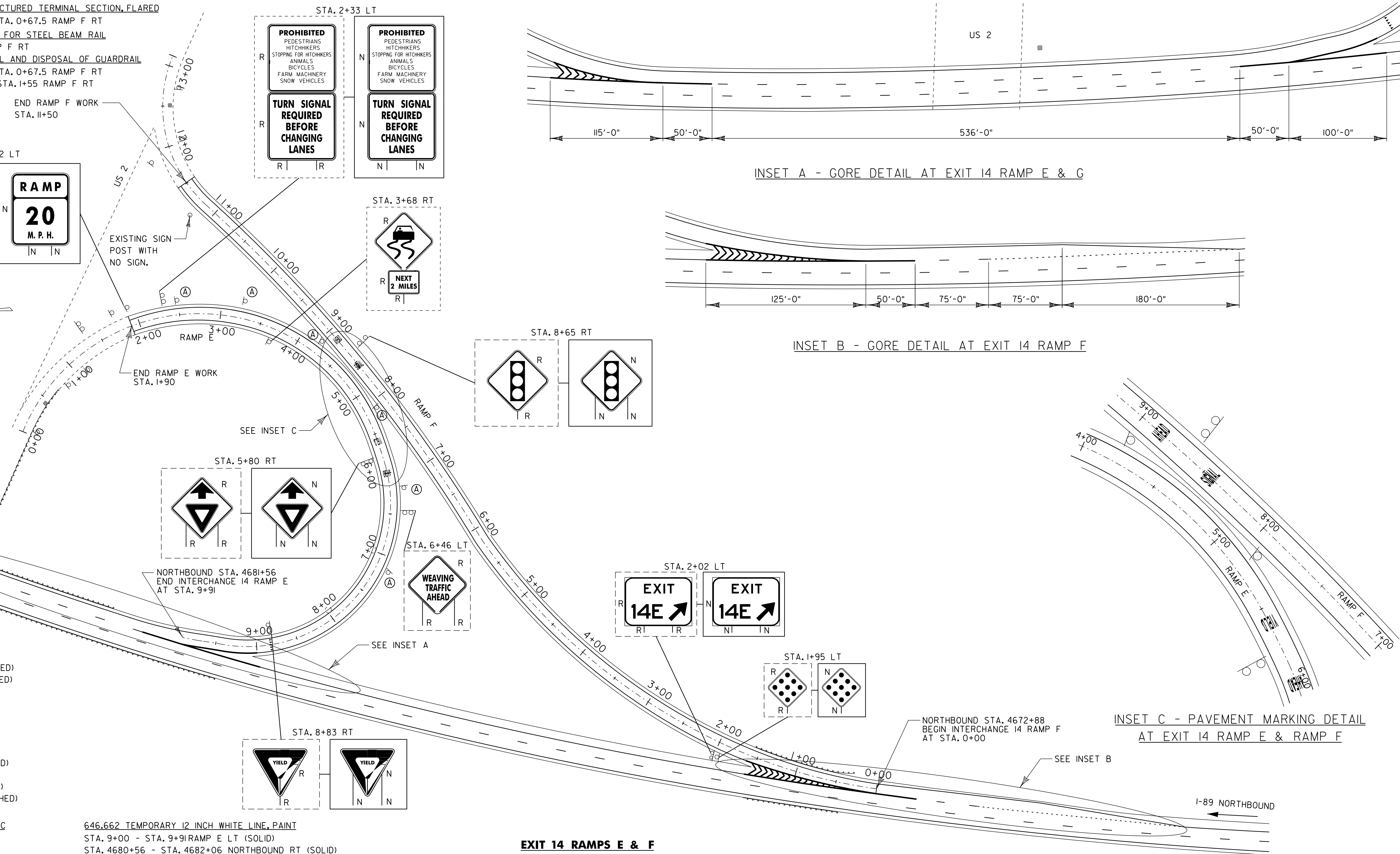
646.622 TEMPORARY 6 INCH WHITE LINE, PAINT
 STA. I+90 - STA. 9+91 RAMP E RT (SOLID)
 STA. 0+00 - STA. II+50 RAMP F RT (SOLID)
 STA. 4669+08 - STA. 4671+63 NORTHBOUND RT (DOTTED)
 STA. 4671+63 - STA. 4672+38 NORTHBOUND RT (DASHED)

646.632 TEMPORARY 6 INCH YELLOW LINE, PAINT
 STA. I+90 - STA. 9+00 RAMP E LT (SOLID)
 STA. I+62 - STA. II+50 RAMP F LT (SOLID)

646.662 TEMPORARY 12 INCH WHITE LINE, PAINT
 STA. 9+00 - STA. 9+91 RAMP E LT (SOLID)
 STA. 4680+56 - STA. 4682+06 NORTHBOUND RT (SOLID)
 STA. 0+37 - STA. I+62 RAMP F LT (SOLID)
 STA. 4672+38 - STA. 4674+13 NORTHBOUND RT (SOLID)
 STA. 4672+88 - STA. 4674+13 NORTHBOUND RT (HATCHED)

646.692 TEMPORARY LETTER OR SYMBOL, PAINT
 STA. 5+60 RAMP E "YIELD"
 STA. 6+00 RAMP E "AHEAD"
 STA. 8+83 RAMP E "YIELD TRIANGLE" (5)
 STA. 8+45 RAMP F "SIGNAL"
 STA. 8+85 RAMP F "AHEAD"

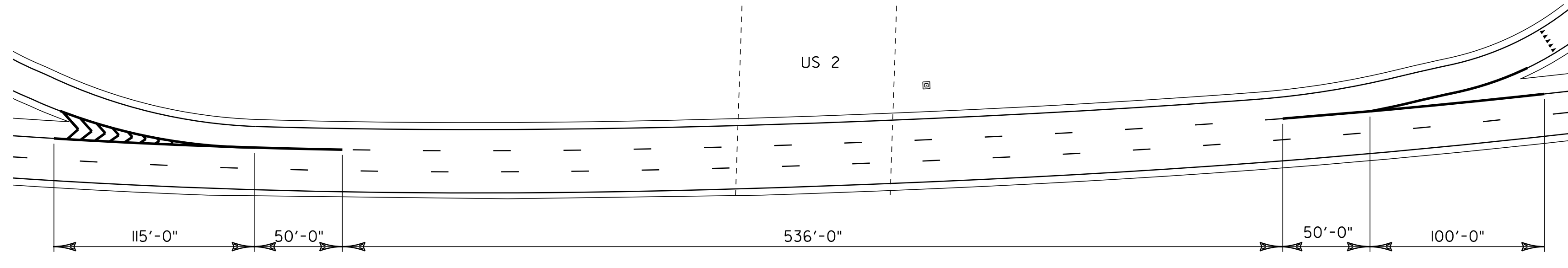
675.50 REMOVING SIGNS
 AS SHOWN - 17



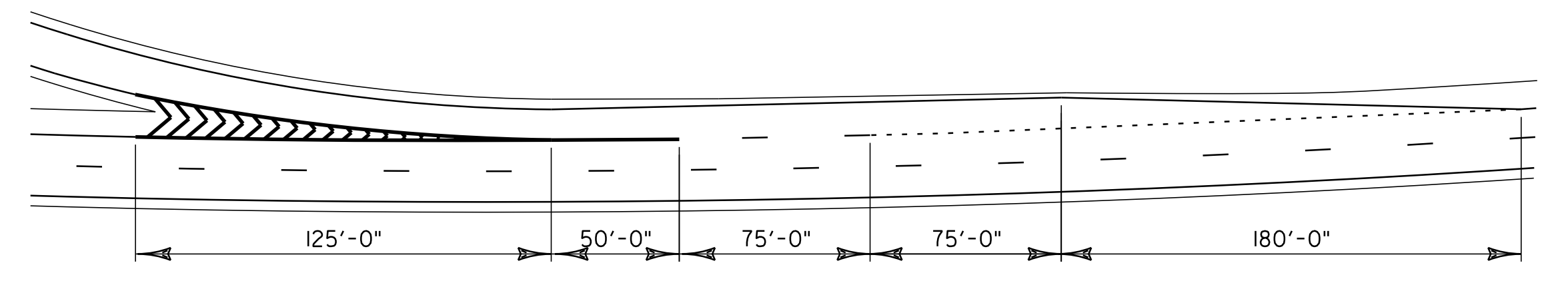
EXIT 14 RAMPS E & F

NOTE:
 I. ONLY SIGNS BEING REMOVED/REPLACED OR NEW SIGNS ARE SHOWN. SIGNS BEING RETAINED ARE NOT SHOWN.

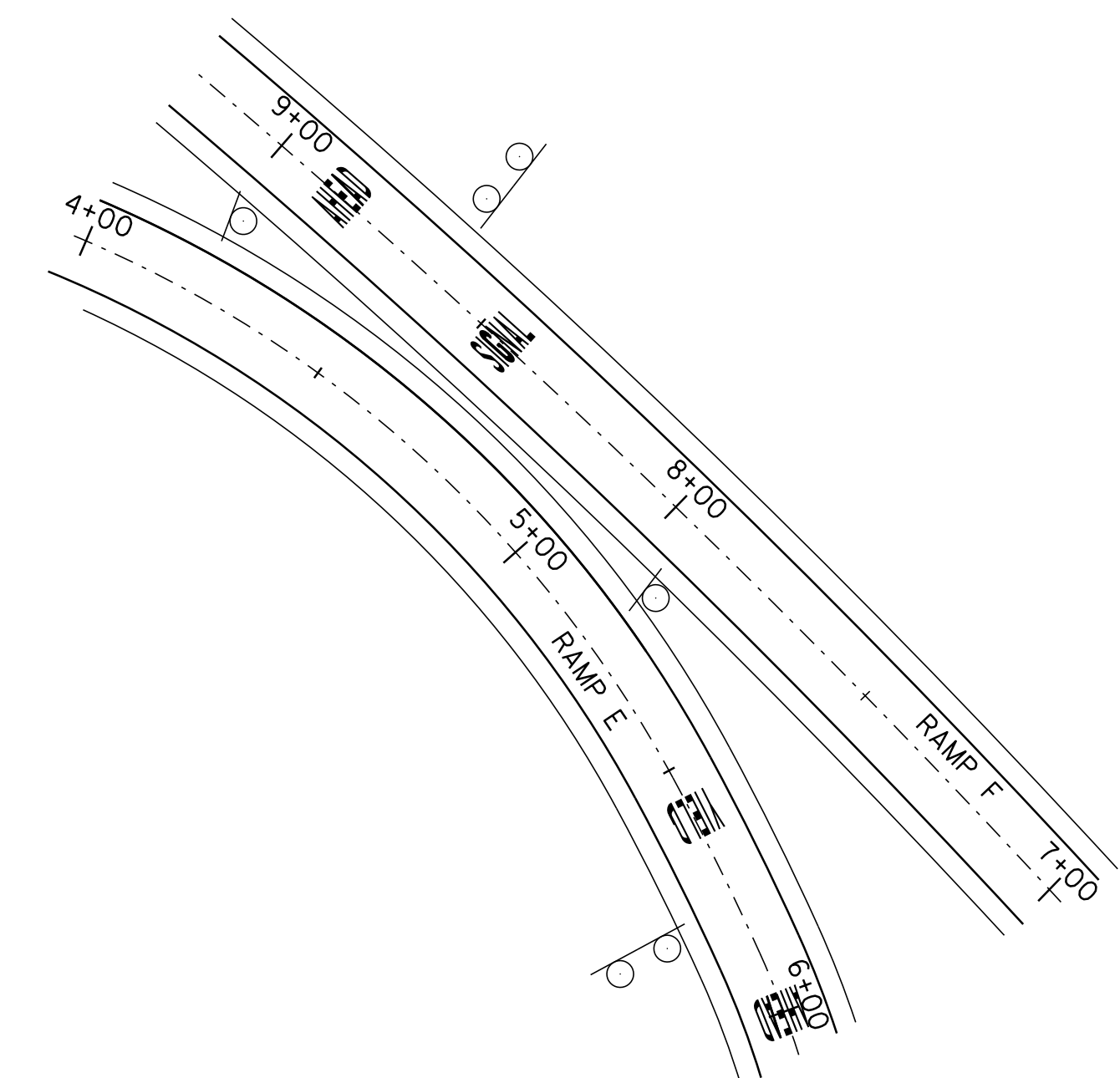
LEGEND
 N = NEW
 R = REMOVE
 B-B = BACK TO BACK
 RET = RETAIN
 REFER TO STANDARDS E-191 & E-192 FOR ADDITIONAL DETAILS.



INSET A - GORE DETAIL AT EXIT 14 RAMP E & G



INSET B - GORE DETAIL AT EXIT 14 RAMP F



INSET C - PAVEMENT MARKING DETAIL AT EXIT 14 RAMP E & RAMP F

RAMP DETAIL SHEET 3 INTERCHANGE #14

PROJECT NAME: SO. BURLINGTON - COLCHESTER
 PROJECT NUMBER: IM 089-3(60)
 FILE NAME: p05a012.dgn
 PROJECT LEADER: EPD
 DESIGNED BY: JDA
 PLOT FILE: p05a012rds14.dgn
 PLOT DATE: \$\$\$\$\$\$DATE\$\$\$\$
 DRAWN BY: SJB
 CHECKED BY: EPD
 SHEET 38 OF 91