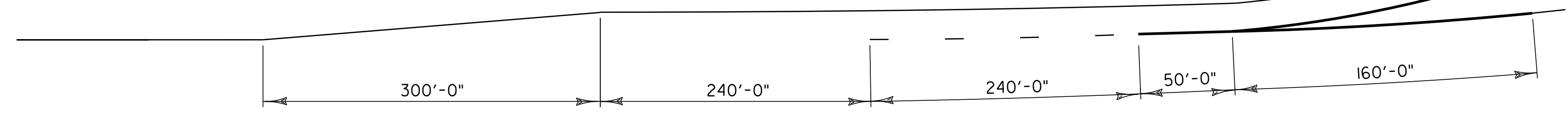


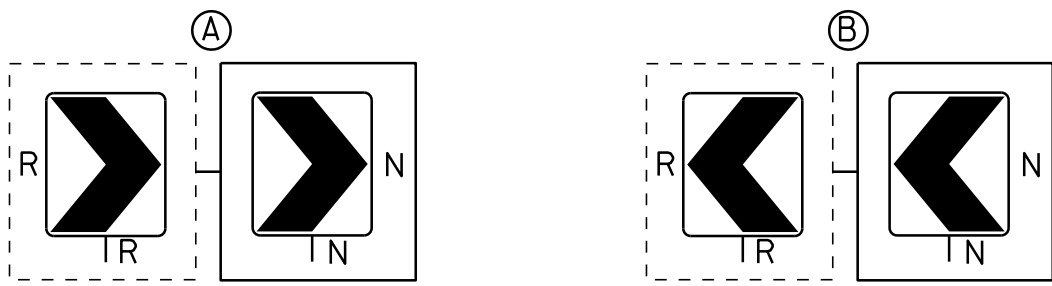
INSET A - GORE DETAIL AT EXIT 13 RAMP C



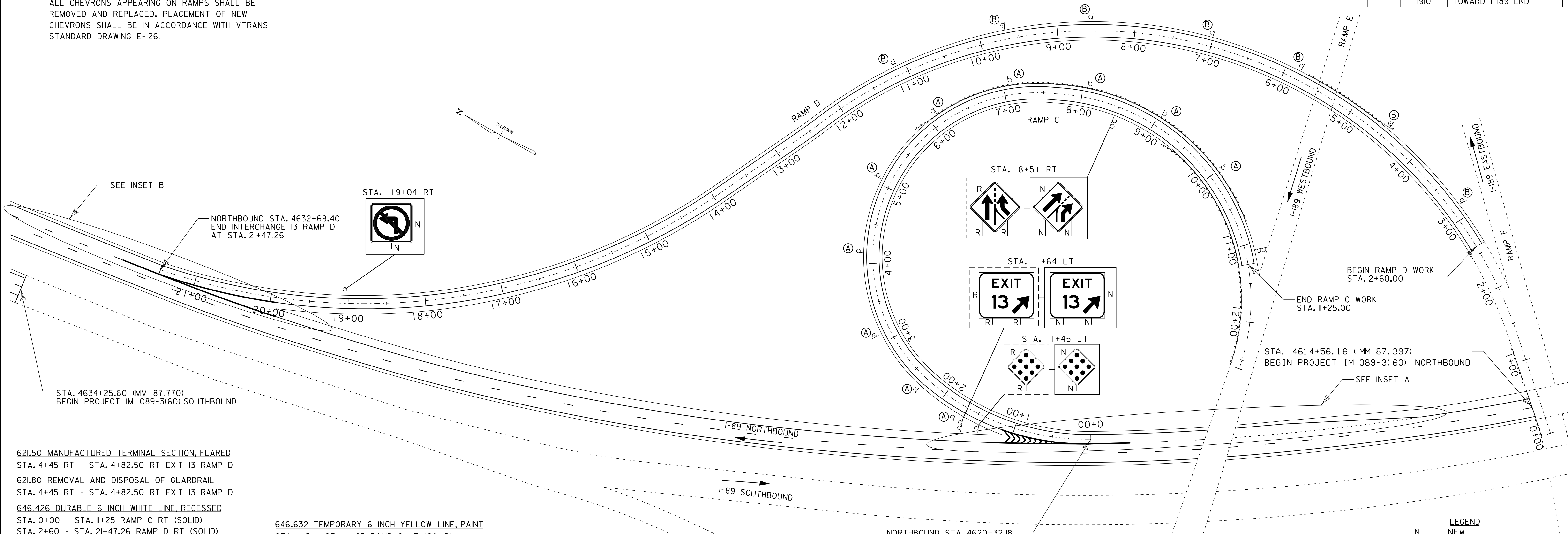
INSET B - GORE DETAIL AT EXIT 13 RAMP D

RAMP RADII INFORMATION

RAMP	RADII, FT	DESCRIPTION
C	358	NEAR I-89 END
	239	ALONG MIDDLE OF RAMP
	249	TOWARD I-189 END
D	840	NEAR I-89 END
	637	ALONG MIDDLE OF RAMP
	1910	TOWARD I-189 END



NOTE:
ALL CHEVRONS APPEARING ON RAMPS SHALL BE REMOVED AND REPLACED. PLACEMENT OF NEW CHEVRONS SHALL BE IN ACCORDANCE WITH VTRANS STANDARD DRAWING E-126.



- 621.50 MANUFACTURED TERMINAL SECTION, FLARED
STA. 4+45 RT - STA. 4+82.50 RT EXIT 13 RAMP D
- 621.80 REMOVAL AND DISPOSAL OF GUARDRAIL
STA. 4+45 RT - STA. 4+82.50 RT EXIT 13 RAMP D
- 646.426 DURABLE 6 INCH WHITE LINE, RECESSED
STA. 0+00 - STA. 11+25 RAMP C RT (SOLID)
STA. 2+60 - STA. 21+47.26 RAMP D RT (SOLID)
STA. 4616+02 - STA. 4618+82 NORTHBOUND RT (DOTTED)
STA. 4618+82 - STA. 4619+82 NORTHBOUND RT (DASHED)
STA. 4633+18 - STA. 4635+58 NORTHBOUND RT (DASHED)
- 646.436 DURABLE 6 INCH YELLOW LINE, RECESSED
STA. 1+15 - STA. 11+25 RAMP C LT (SOLID)
STA. 2+60 - STA. 19+90 RAMP D LT (SOLID)
- 646.622 TEMPORARY 6 INCH WHITE LINE, PAINT
STA. 0+00 - STA. 11+25 RAMP C RT (SOLID)
STA. 2+60 - STA. 21+47.26 RAMP D RT (SOLID)
STA. 4616+02 - STA. 4618+82 NORTHBOUND RT (DOTTED)
STA. 4618+82 - STA. 4619+82 NORTHBOUND RT (DASHED)
STA. 4633+18 - STA. 4635+58 NORTHBOUND RT (DASHED)

- 646.632 TEMPORARY 6 INCH YELLOW LINE, PAINT
STA. 1+15 - STA. 11+25 RAMP C LT (SOLID)
STA. 2+60 - STA. 19+90 RAMP D LT (SOLID)
- 646.662 TEMPORARY 12 INCH WHITE LINE, PAINT
STA. 4619+82 - STA. 4621+52 NORTHBOUND RT (SOLID)
STA. 4620+32 - STA. 4621+52 NORTHBOUND RT (HATCHED)
STA. 0+00 - STA. 1+15 RAMP C LT (SOLID)
STA. 19+90 - STA. 21+47.26 RAMP D LT (SOLID)
STA. 4631+08 - STA. 4633+18 NORTHBOUND RT (SOLID)
- 675.50 REMOVING SIGNS
AS SHOWN - 20
- 900.620 SPECIAL PROVISION (CABLE GUARDRAIL J-BOLT GALVANIZED)
STA. 5+77 LT - STA. 10+77 LT EXIT 13 RAMP C (6 EA)

- 646.466 DURABLE 12 INCH WHITE LINE, RECESSED
STA. 4619+82 - STA. 4621+52 NORTHBOUND RT (SOLID)
STA. 4620+32 - STA. 4621+52 NORTHBOUND RT (HATCHED)
STA. 0+00 - STA. 1+15 RAMP C LT (SOLID)
STA. 19+90 - STA. 21+47.26 RAMP D LT (SOLID)
STA. 4631+08 - STA. 4633+18 NORTHBOUND RT (SOLID)

NOTE:
1. ONLY SIGNS BEING REMOVED/REPLACED OR NEW SIGNS ARE SHOWN. SIGNS BEING RETAINED ARE NOT SHOWN.

LEGEND
N = NEW
R = REMOVE
B-B = BACK TO BACK
RET = RETAIN
REFER TO STANDARDS E-191 & E-192 FOR ADDITIONAL DETAILS.

RAMP DETAIL SHEET INTERCHANGE #13

PROJECT NAME: SO. BURLINGTON - COLCHESTER	
PROJECT NUMBER: IM 089-3(60)	
FILE NAME: p05a012.dgn	PLOT DATE: \$\$\$\$\$\$DATE\$\$\$\$
PROJECT LEADER: EPD	DRAWN BY: SJB
DESIGNED BY: JDA	CHECKED BY: EPD
PLOT FILE: p05a012rdsll.dgn	SHEET 35 OF 91