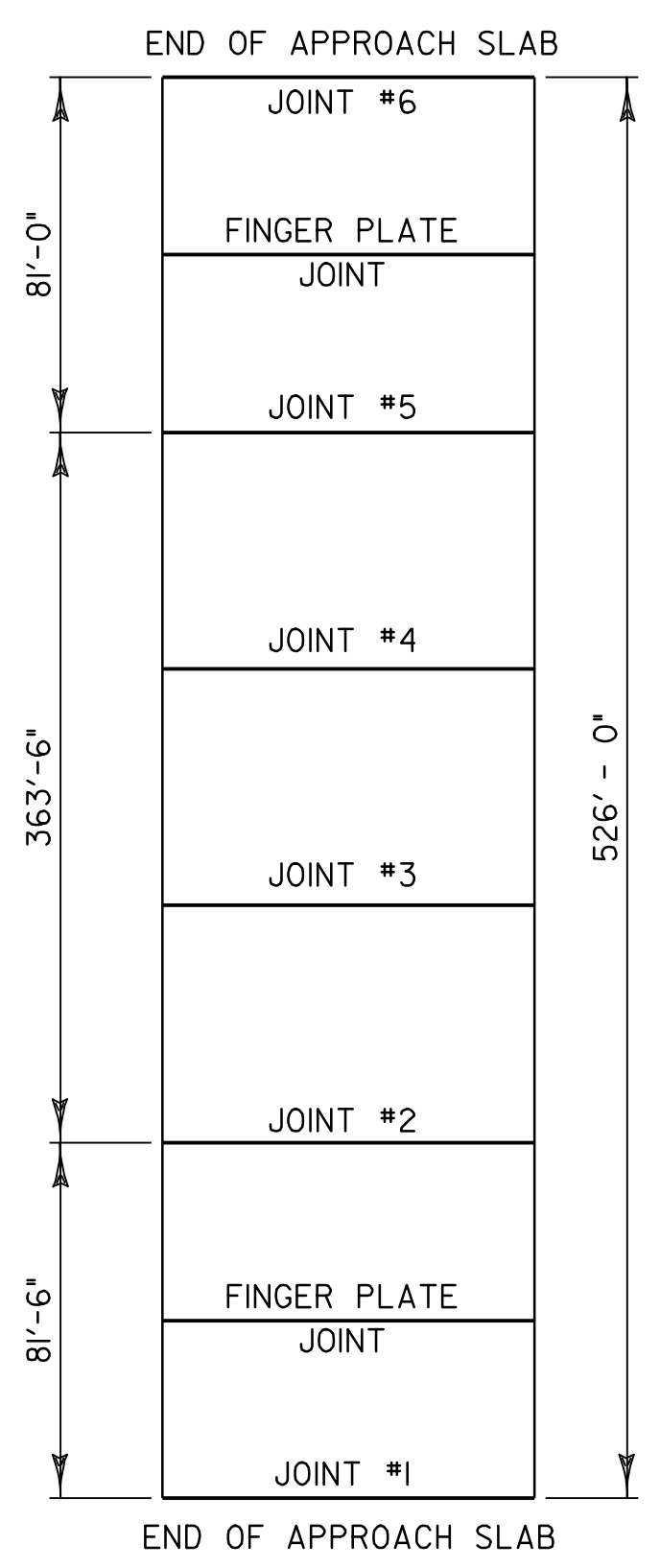
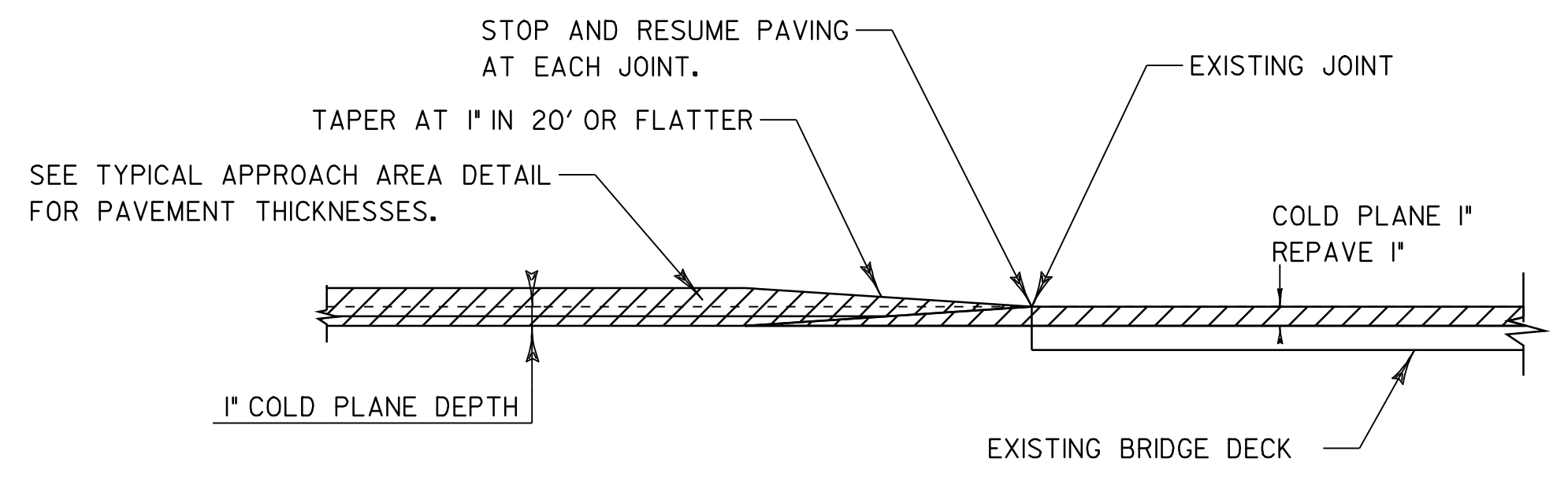


JOINT	STATION	LENGTH
1	5578+93	4' - 10"
2	5579+18	44' - 6"
3	5579+62	44' - 6"
4	5579+87	4' - 10"
BRIDGE #84S		172' - 8"
TOTAL LENGTH OF JOINT		



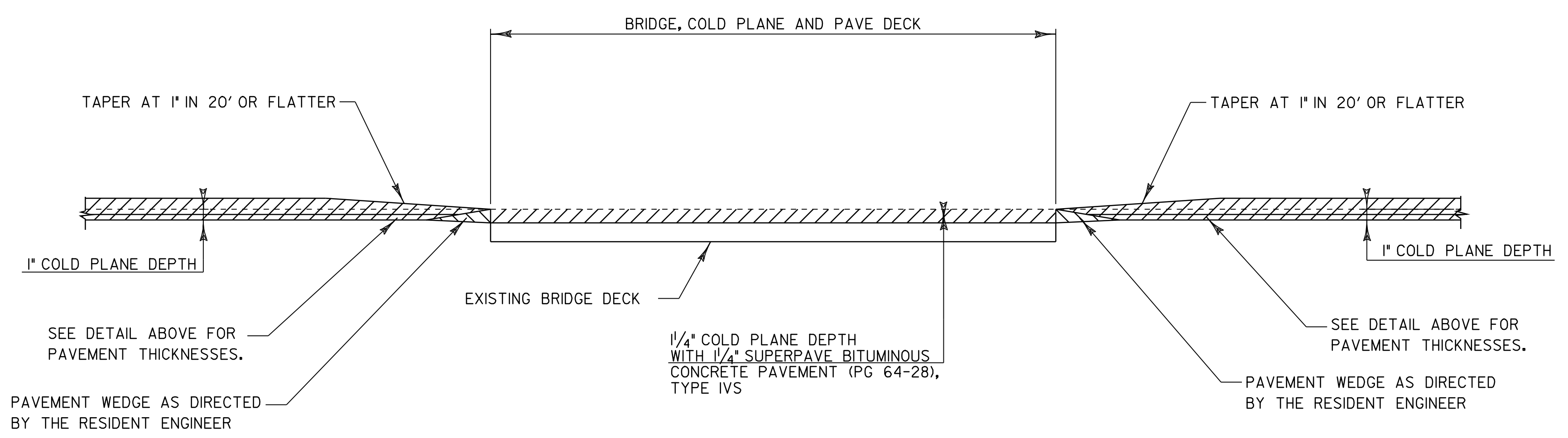
JOINT	STATION	LENGTH
1	5363+78.0	35' - 4"
2	5364+59.5	
3	5365+80.7	
4	5367+01.9	
5	5368+23.1	
6	5369+04.1	35' - 4"
BRIDGE #81S		75' - 8"
TOTAL LENGTH OF JOINT		

JOINTS 2, 3, 4, AND 5 ARE VERTICAL PLATE JOINTS AND, THEREFORE, DO NOT REQUIRE ASPHALTIC PLUG JOINTS.



BRIDGE #81S
STA. 5366+18.00 (MM 101.632)
COLD PLANE AND PAVE

BRIDGE NO. 81S DETAIL
LOCATION
STA. 5366+18.00 (MM 101.632)



BRIDGE NO. 84S COLD PLANE DETAIL
LOCATION
STA. 5579+40.00 (MM 105.670)

NOTES:

- REFER TO SHEET 4 FOR ASPHALTIC PLUG JOINT AND DETAILS. ALL NEW JOINTS TO BE PAID FOR UNDER ITEM 516.10, "BRIDGE EXPANSION JOINT (ASPHALTIC PLUG)".
- BRIDGE #81S HAS DROP INLET AND/OR DOWNSPOUT OPENINGS LOCATED AT THE CURB LINE. THESE DRAINAGE OPENINGS WILL NOT REQUIRE REHABILITATION OR HEIGHT ADJUSTMENT.
- THE CONTRACTOR SHALL TAKE PRECAUTIONS TO AVOID THE ACCUMULATION OF DEBRIS IN THE DRAINAGE STRUCTURES LOCATED AT CURB LINE AND IN THE EXPANSION JOINTS. THE CONTRACTOR SHALL EXAMINE THESE BRIDGE FEATURES ON A REGULAR BASIS TO ENSURE THAT DEBRIS HAS NOT ACCUMULATED. ANY DEBRIS WHICH IS PRESENT SHALL BE REMOVED BY THE CONTRACTOR AT NO COST TO THE STATE.
- THE CONTRACTOR SHALL PERFORM COLD PLANING WITH CAUTION AT THESE LOCATIONS. ANY DAMAGE WHICH OCCURS TO THESE MEMBRANES AS A RESULT OF COLD PLANE OPERATIONS SHALL BE THE RESPONSIBILITY OF THE CONTRACTOR AND THE MEMBRANE WILL BE REPAIRED OR REPLACED AT NO COST TO THE STATE.

DETAILS ARE NOT TO SCALE

BRIDGE LOCATION AND DETAIL SHEET	PROJECT NAME: COLCHESTER - GEORGIA	
	PROJECT NUMBER: IM 089-3(59)	
FILE NAME: p04g030.DGN	PLOT DATE: 12-OCT-2010 16:38	
PROJECT LEADER: EPD	DRAWN BY: RHB/SJB	
DESIGNED BY: JDA	CHECKED BY: EPD	
PLOT FILE:	SHEET 3 OF 22	