

TEMPORARY AND DURABLE 6" WHITE LINE  
 I-91 620+50 TO 621+90 DASHED LT  
 I-91 621+90 TO 627+00 DOTTED LT

REMOVAL & DISP. OF GUARDRAIL  
 I-91 625+62 TO 627+00 LT

STEEL BEAM GUARDRAIL (GALV.) (MOD.-8' POSTS)  
 I-91 625+74.5 TO 627+00 LT

TRAILING END TERMINAL (TET)  
 I-91 625+62 TO 625+74.5 LT

DELINEATORS  
 REFER TO STANDARDS E-197, E-198  
 AND E-199 FOR PLACEMENT GUIDELINES

ERECTING SALVAGED SIGNS  
 AS SHOWN - 1

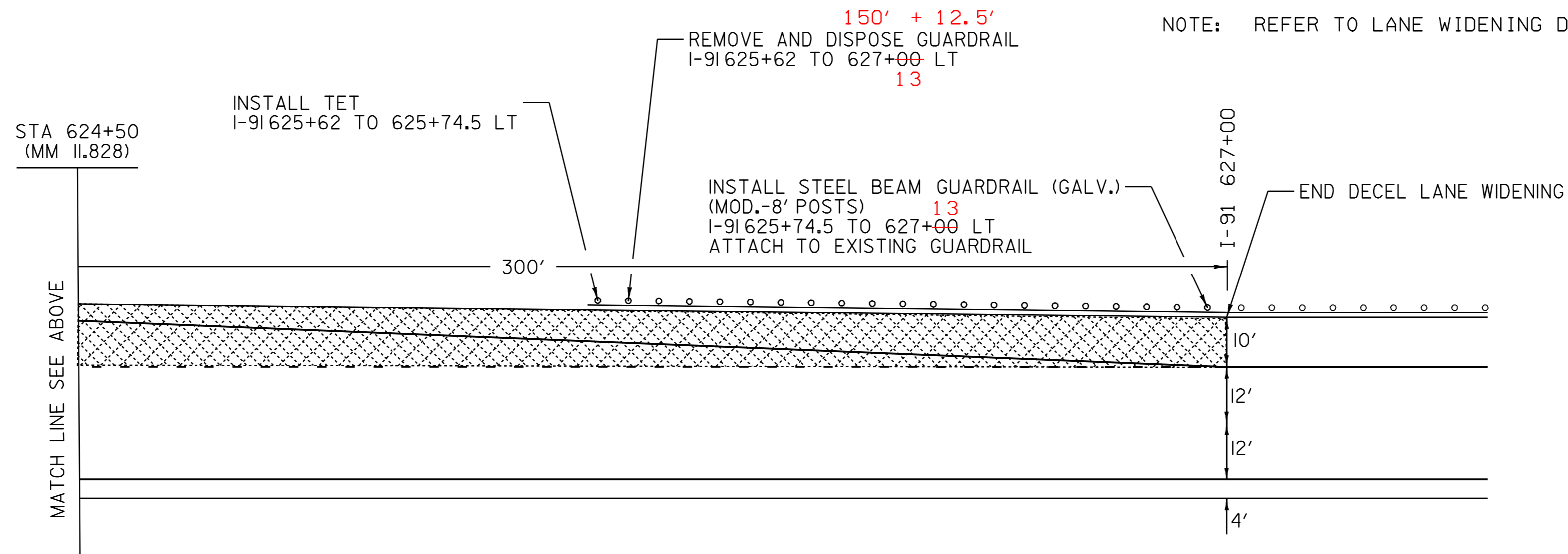
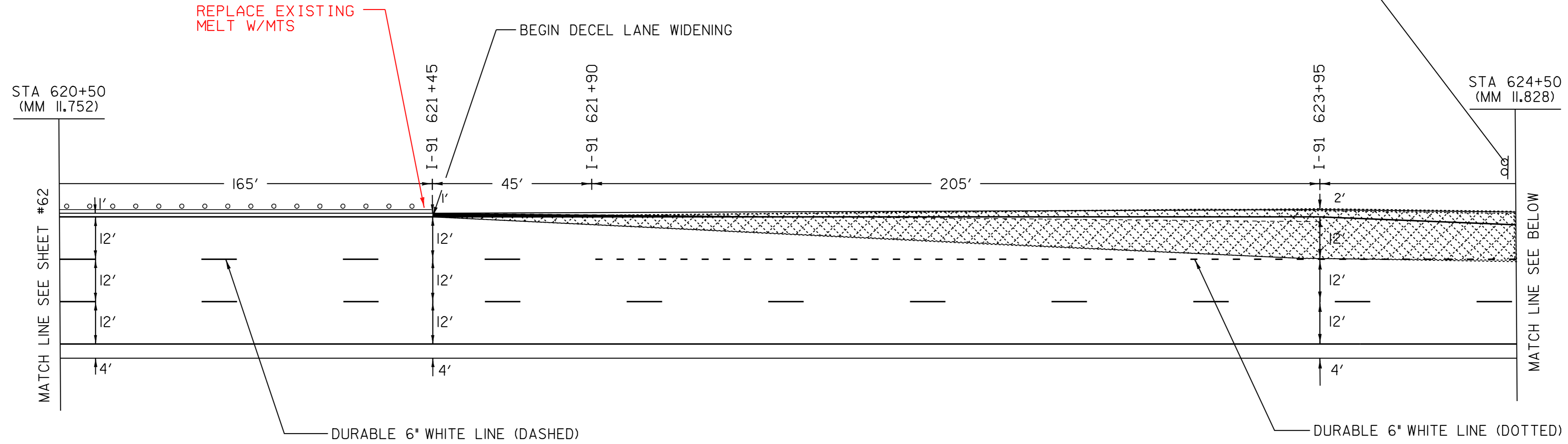
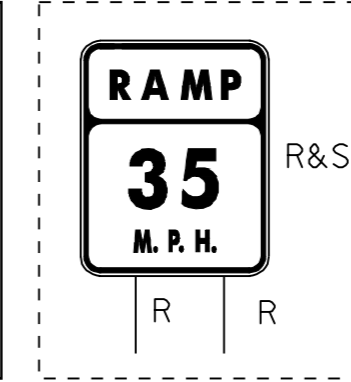
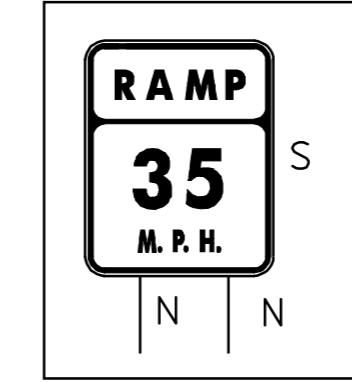
REMOVING SIGNS  
 AS SHOWN - 1

## EXIT 3 - RAMP B SOUTHBOUND OFF RAMP

SEE STANDARDS E-191, E-192 AND E-193  
 FOR PAVEMENT MARKING GUIDELINES

624+47 LT  
 OFF RAMP B

624+47 LT  
 OFF RAMP B



### LEGEND

- R = REMOVE EXISTING
- S = SALVAGE
- R & S = REMOVE AND SALVAGE
- N = NEW
- RET = RETAIN
- B-B = BACK TO BACK
- = NEW RAIL
- = EXISTING RAIL
- ▨ = SHADED AREA EXCAVATE 6" / TYPE IS

NOT TO SCALE

### RAMP DETAIL #17

PROJECT NAME: GUILFORD-BRATTLEBORO  
 PROJECT NUMBER: AC IM 091-I(54)

FILE NAME: 05A014rd17.1  
 PROJECT LEADER: CRB  
 DESIGNED BY: CLD  
 CLD REF. NO. 05-0387

PLOT DATE: 22-JAN-2009 13:4  
 DRAWN BY: MRS  
 CHECKED BY: NLL  
 SHEET 63 OF 69

DATUM	_____
VERTICAL	_____
HORIZONTAL	_____