

TEMPORARY AND DURABLE 6" WHITE LINE

ON RAMP 0+72 TO 4+00 SOLID RT (RAMP D)
 OFF RAMP 1+11 TO 1+94 SOLID RT (RAMP C)
 OFF RAMP 9+55 TO 13+16 SOLID RT (RAMP B)

TEMPORARY AND DURABLE 6" YELLOW LINE

OFF RAMP 0+00 TO 1+94 SOLID LT (RAMP C)
 ON RAMP 0+72 TO 4+00 SOLID LT (RAMP D)
 OFF RAMP 9+55 TO 10+58 SOLID LT (RAMP B/C)
 OFF RAMP 11+69 TO 13+16 SOLID LT (RAMP B)

TEMPORARY AND DURABLE 12" WHITE LINE

OFF RAMP 0+93 TO 1+11 SOLID RT (RAMP C)
 OFF RAMP 11+51 TO 11+69 SOLID LT (RAMP B)

TEMPORARY AND DURABLE 24" STOP BAR

OFF RAMP 1+87 CL (RAMP C)

TEMPORARY AND DURABLE LETTER OR SYMBOL

OFF RAMP 1+79 CL- "STOP" (RAMP C)
 OFF RAMP 10+64 CL- WRONG WAY ARROW (RAMP B)
 OFF RAMP 13+01 CL- "4 YIELD MARKINGS" (RAMP B)

PAINTED CURB

OFF RAMP 1+09 TO 1+39 RT (RAMP C)
 OFF RAMP 11+70 TO 12+00 LT (RAMP B)
 OFF RAMP 12+86 TO 13+16 LT (RAMP B)

BITUMINOUS CONCRETE GUTTERS AND TRAFFIC ISLANDS

ON RAMP 1+46 RT (PAVE ONLY) (RAMP D)
 ON RAMP 2+37 RT (PAVE ONLY) (RAMP D)
 ON RAMP 3+48 RT (PAVE ONLY) (RAMP D)
 OFF RAMP 11+81 RT (PAVE ONLY) (RAMP B)
 OFF RAMP 12+73 RT (PAVE ONLY) (RAMP B)

REHABING DI, CB OR MH

~~OFF RAMP 1+85 RT (RAMP C) CLASS II~~
~~OFF RAMP 1+94 RT (RAMP C) CLASS I~~

REMOVAL OF EXISTING CURB

OFF RAMP STA 0+94 TO 1+94 LT (RAMP C)

DELINEATORS

REFER TO STANDARDS E-197, E-198
 AND E-199 FOR PLACEMENT GUIDELINES

REMOVING SIGNS

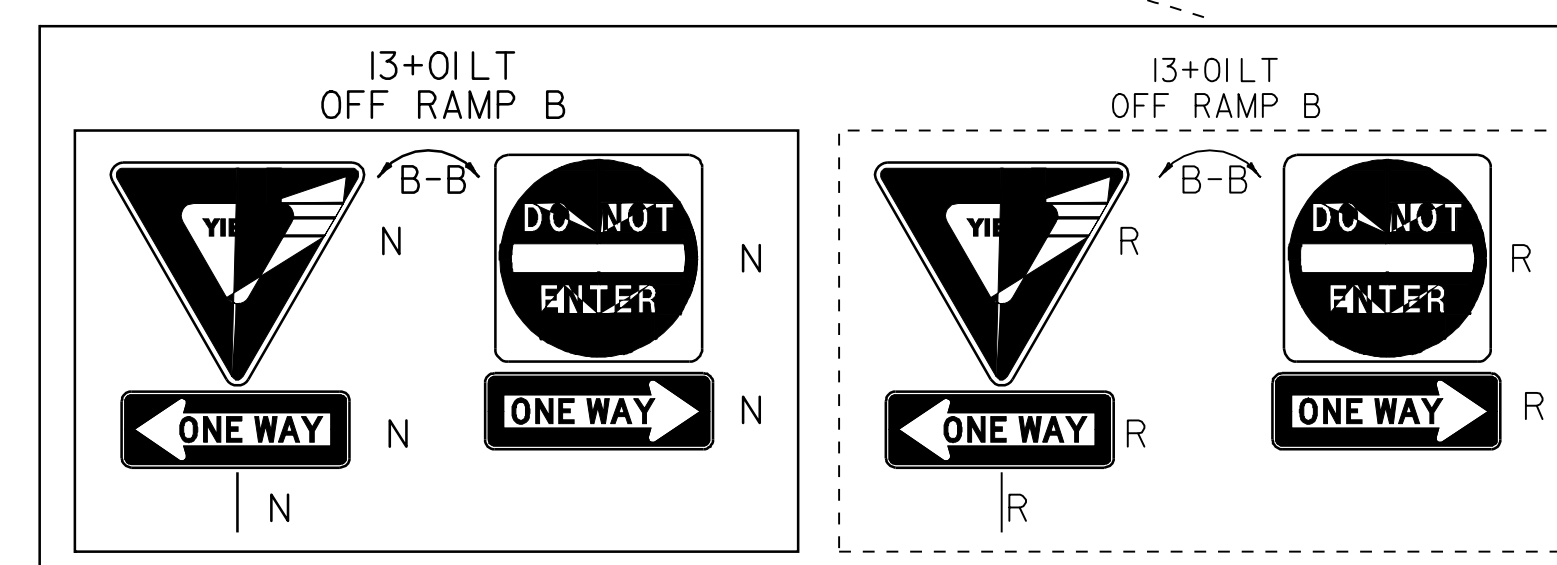
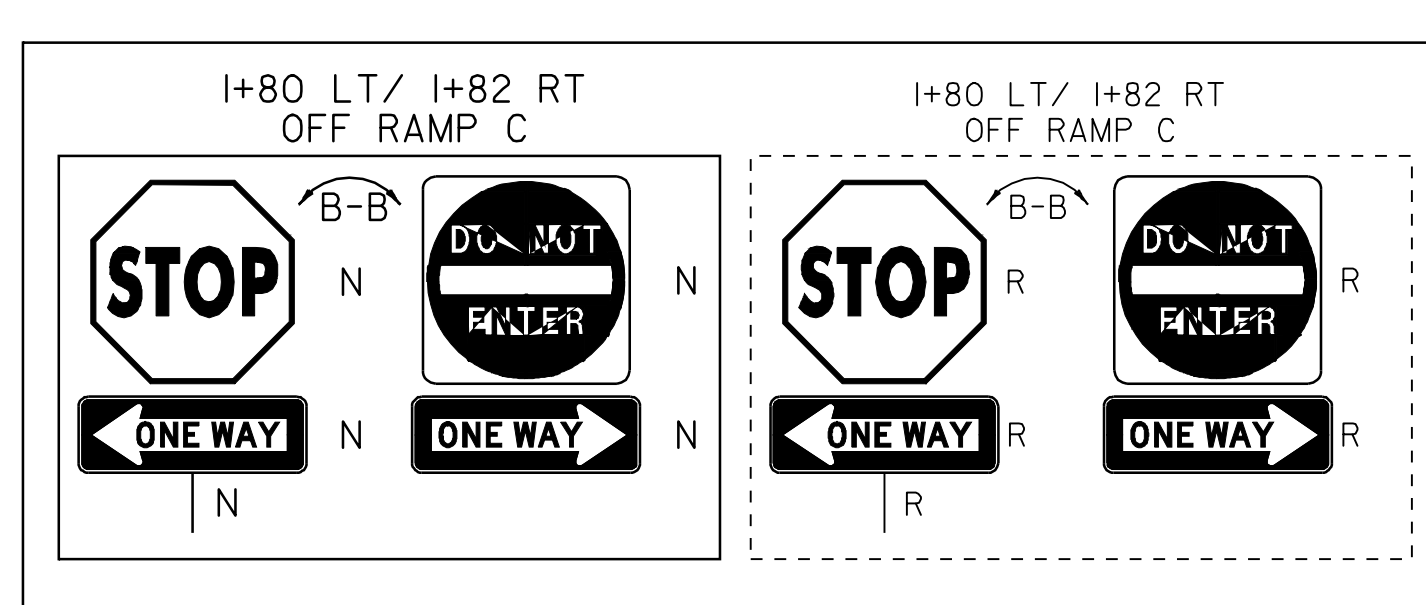
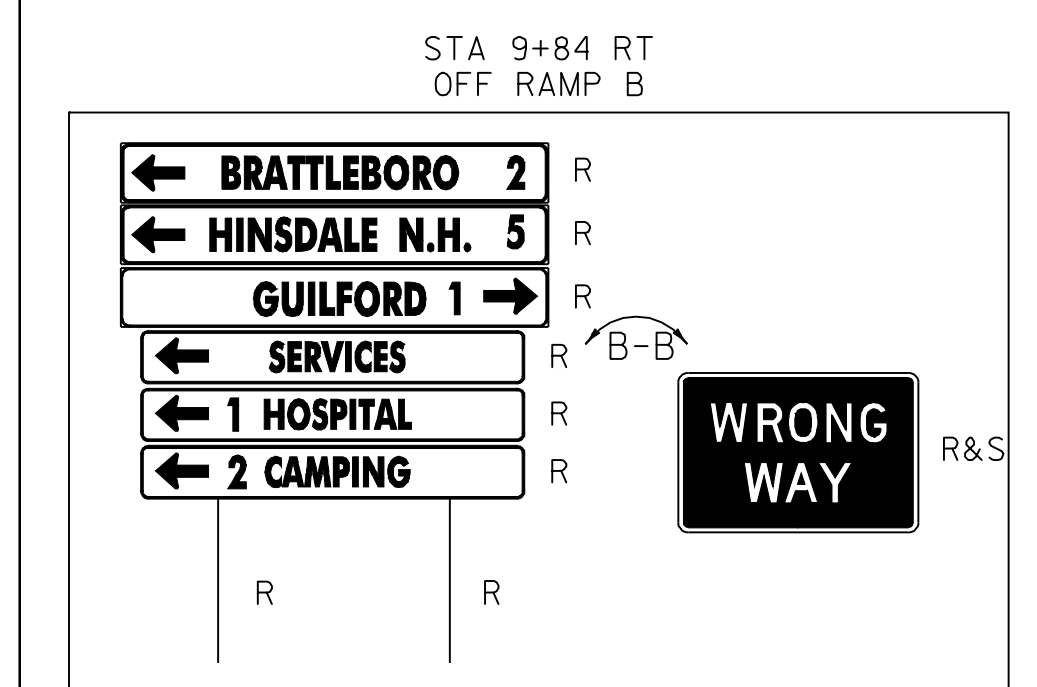
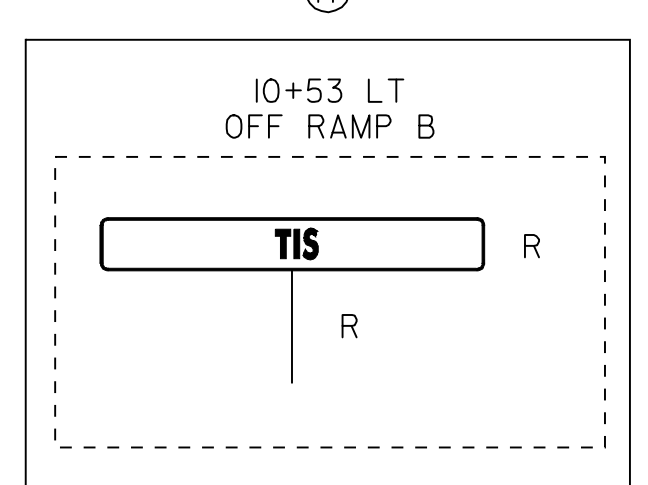
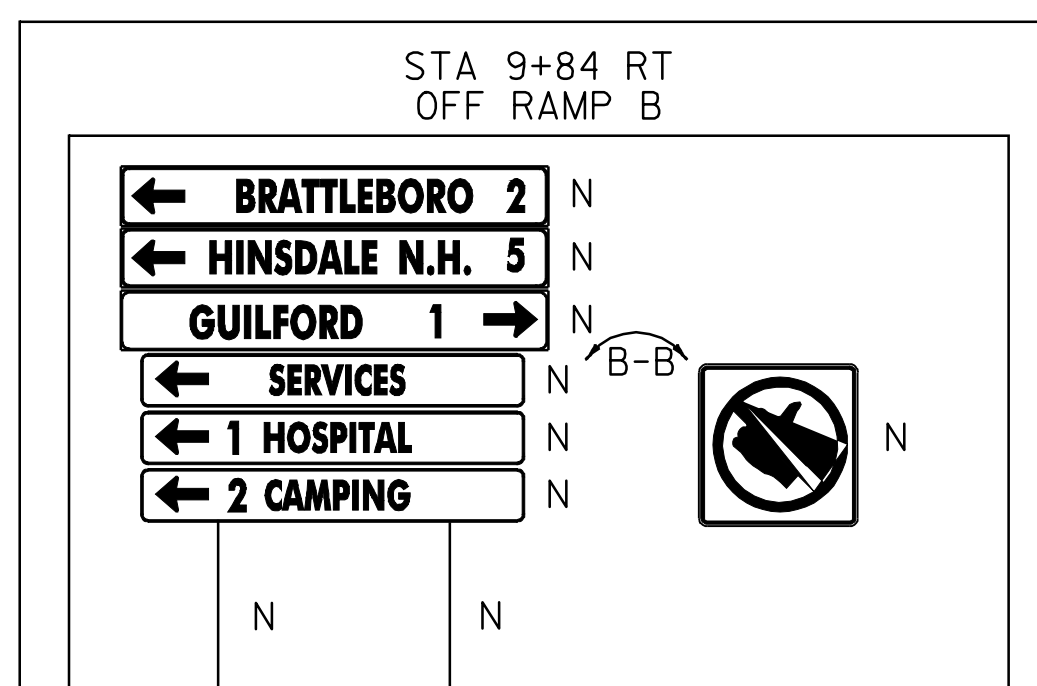
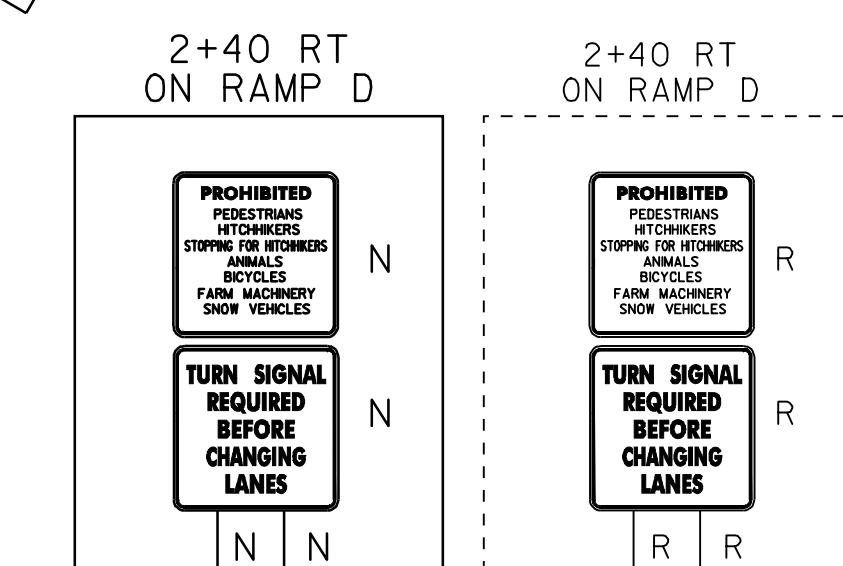
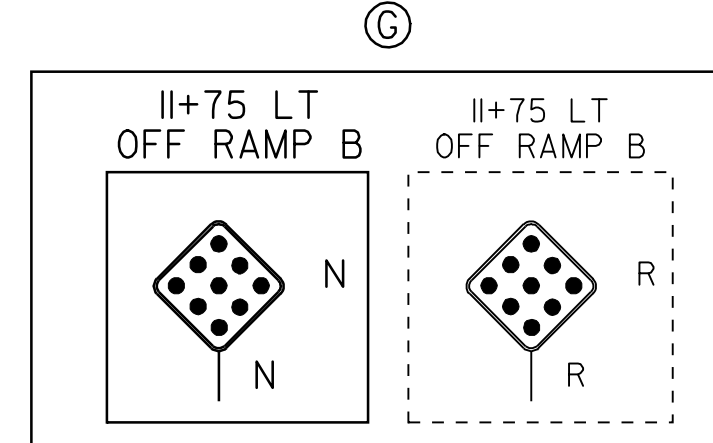
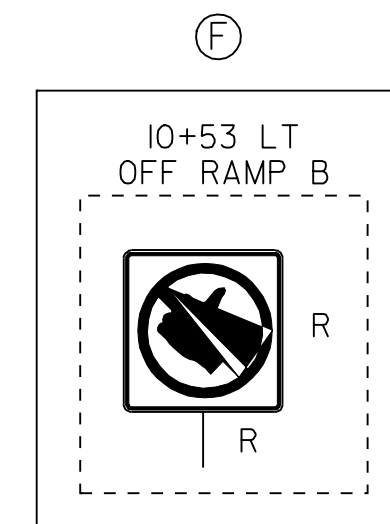
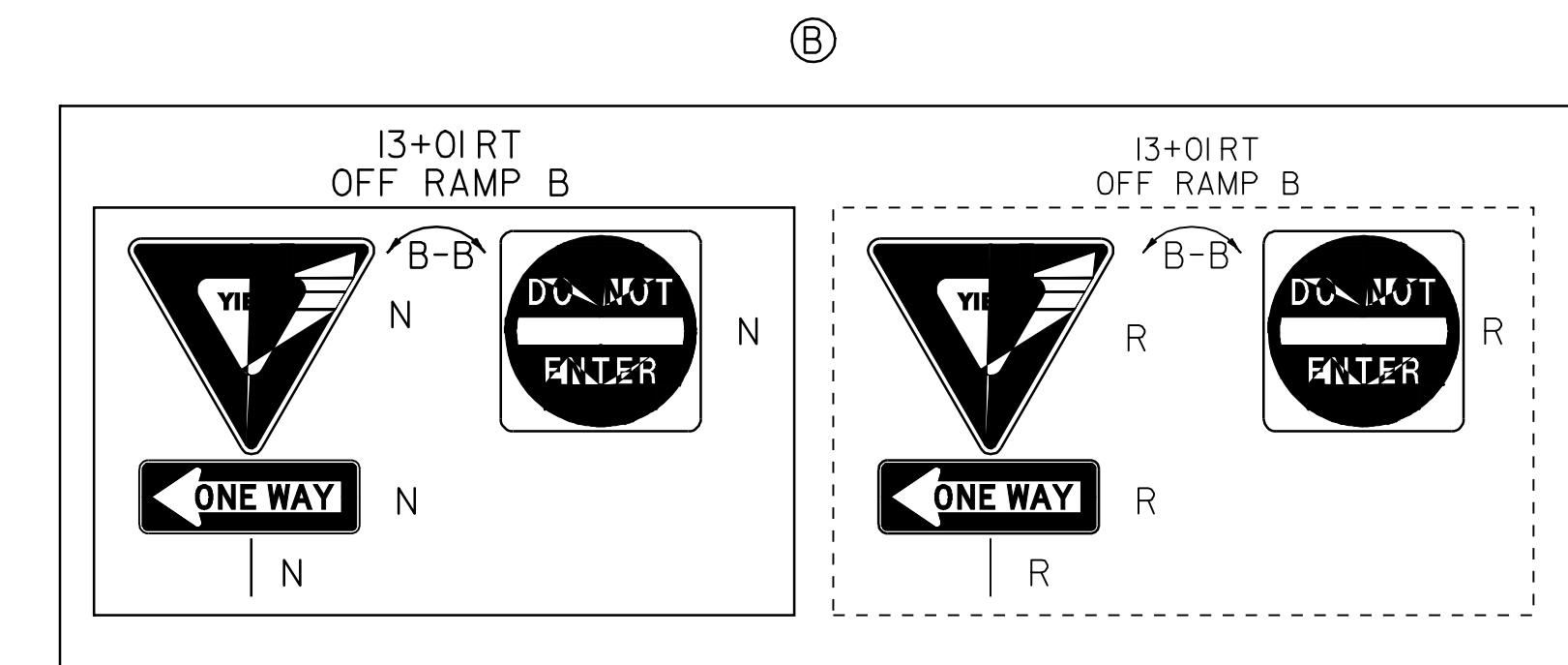
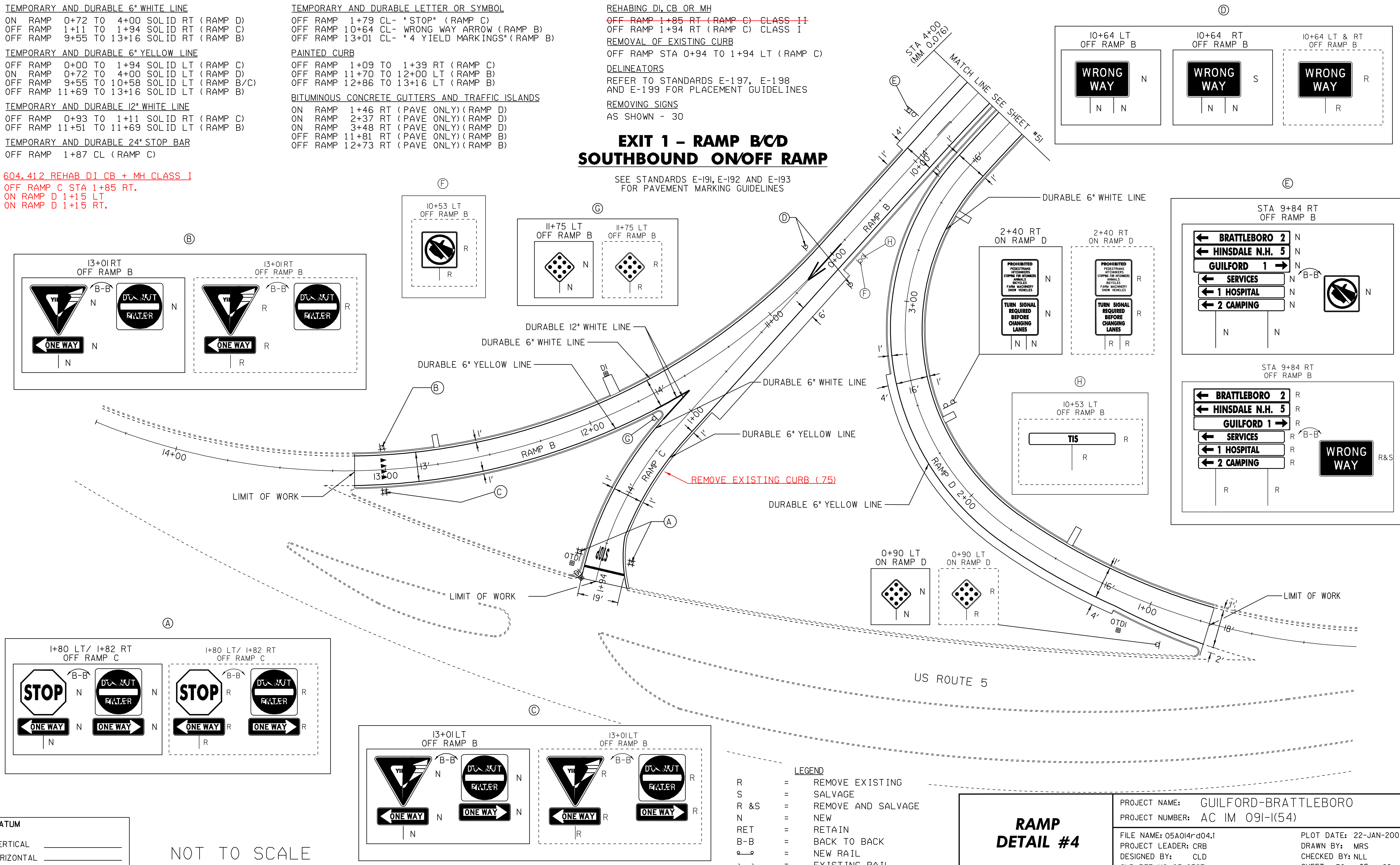
AS SHOWN - 30

**EXIT 1 - RAMP B/C/D
 SOUTHBOUND ON/OFF RAMP**

SEE STANDARDS E-191, E-192 AND E-193
 FOR PAVEMENT MARKING GUIDELINES

604.412 REHAB DI CB + MH CLASS I

OFF RAMP C STA 1+85 RT.
 ON RAMP D 1+15 LT
 ON RAMP D 1+15 RT.



- LEGEND**
- R = REMOVE EXISTING
 - S = SALVAGE
 - R & S = REMOVE AND SALVAGE
 - N = NEW
 - RET = RETAIN
 - B-B = BACK TO BACK
 - = NEW RAIL
 - = EXISTING RAIL

DATUM
 VERTICAL _____
 HORIZONTAL _____

NOT TO SCALE

**RAMP
 DETAIL #4**

PROJECT NAME: GUILFORD-BRATTLEBORO
 PROJECT NUMBER: AC IM 091-K(54)

FILE NAME: 05A014rd04.1
 PROJECT LEADER: CRB
 DESIGNED BY: CLD
 CLD REF. NO. 05-0387

PLOT DATE: 22-JAN-2009 13:40
 DRAWN BY: MRS
 CHECKED BY: NLL
 SHEET 50 OF 69