STATE OF VERMONT
AGENCY OF TRANSPORTATION

TRAFFIC SIGN SUMMARY SHEET #1

MILEMARKER, STATION, OR SIGN NUMBER	SIGN LEGEND	SIGN DIMENSIONS EA	WIDTH (in)	HEIGHT (in)	NEW & SALVAGED SIGNS "A"	"B"	SALV SIGN	SALV TIS	EXIST POST RETAIN	SALVAGE	NEW SIGN POSTS NO. OF POSTS	FLANGED CHANNEL lb/ft 1.12	2.0	3.0	SQUARE STEEL (in) lb/ft 1.75	2.0	2.5	ANCHOR	SLEEVE	TUBULAR ALUMINUM Ø (in) lb/ft 3.0	4.0	4.0 MOD	TUBULAR STEEL Ø (in) FOUND-ATION	lb/ft 3.0	3.5	4.0	5.0	~~W-SHAPE STEEL~~ REMOVALS FTG. SIZE 24"	30"	~~WEIGHT~~ EACH	POST SIZE	SIGN FRAME REQUIRED	REMARKS	SIGN DETAIL DETAIL ON SHEET NUMBER	STD. SHEET NUMBER
												OPTION ITEMS																								
I-91 0+00 RT 52+80 RT 105+60 RT 158+40 RT 211+20 RT 264+00 RT 316+80 RT 369+60 RT 422+40 RT 475+20 RT 528+00 RT 580+80 RT		10 2	12 12	24 36	20.00 6.00						12		10.25 X 10.25 10.25 11.25 9.25 10 6 10 10.25 10 11 11		X															11				E-139
I-91 300+27 RT		1	156	54		58.5					2												2			X								30	
I-91 0+00 LT 4+75 LT 102+43 LT 221+23 LT 307+30 LT 348+48 LT 419+76 LT 463+06 LT 498+96 LT 591+36 LT 628+32 LT		11	36	36	99.00						22			27 X 29.25 29.67 29.91 30.27 30 31 28 30 30 30		X													11				E-143
EXIT 1 RAMP E OFF RAMP 0+14 RT		1 1	30 30	30 30	6.25 6.25						1			X 13		X													4				BACK TO BACK		E-143 E-143
		1 1	36 36	12 12	3.00 3.00																												BACK TO BACK		E-142 E-142
EXIT 1 RAMP E OFF RAMP 0+18 LT	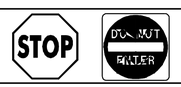	1 1	30 30	30 30	6.25 6.25						1			X 14		X													4				BACK TO BACK		E-143 E-143
		1 1	36 36	12 12	3.00 3.00																												BACK TO BACK		E-142 E-142
EXIT 1 RAMP E OFF RAMP 0+40 RT	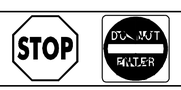	1 1	30 30	30 30	6.25 6.25						1			X 14		X													4				BACK TO BACK		E-143 E-143
		1 1	36 36	12 12	3.00 3.00																												BACK TO BACK		E-142 E-142
												FT	FT	FT	FT	FT	FT		EA	LB	LB	LB		LB	LB	LB	LB								
													119.5 ~~180~~	366.1 ~~375~~	180	375										~~311.26~~								
TOTALS			SF 180.50	SF 58.50	EA.	SF						FT 485.60 ~~555~~			FT 555					LB			EA. 2	LB 299.70 ~~311.26~~				EA.	EA.	~~LB~~ 35					

FINAL POST LENGTHS ARE TO BE DETERMINED IN THE FIELD. POST SIZES ARE COMPUTED BASED ON INFORMATION FURNISHED ON THE STANDARD SHEETS AND THE TRAFFIC & SAFETY DIVISION'S "SIGN POST DESIGN GUIDELINE."

PROJECT NAME: GUILFORD-BRATTLEBORO
PROJECT NUMBER: AC IM 091-1(51)

FILE NAME: 03A020ts01.1
PROJECT LEADER: CRB
DESIGNED BY: CLD
CLD REF. NO. 04-0398
PLOT DATE: 22-JAN-2009 13:5
DRAWN BY: JCS
CHECKED BY: NLL
SHEET 31 OF 69