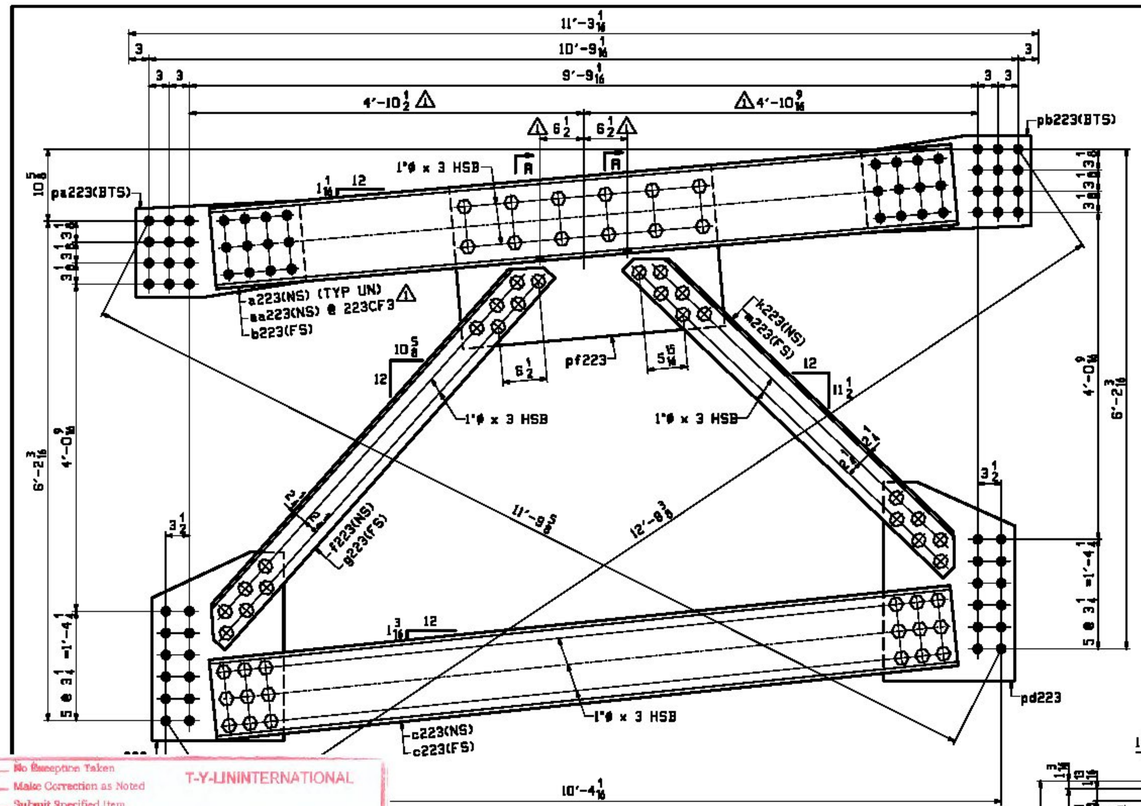


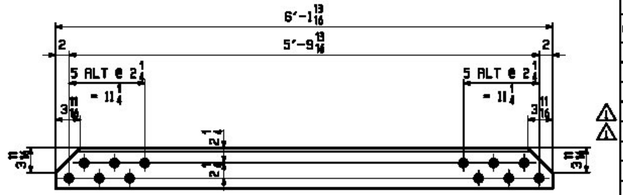


3 ~ f223 (AS SHOWN)
3 ~ g223 (OPP HAND)

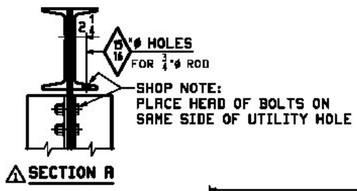


SECTION A




3 ~ k223 (AS SHOWN)
3 ~ m223 (OPP HAND)

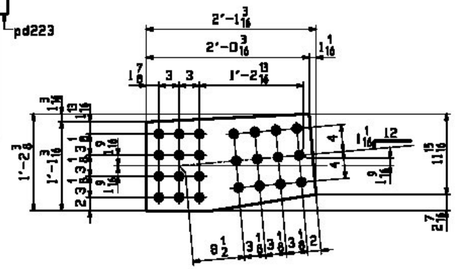


3 ~ pa223

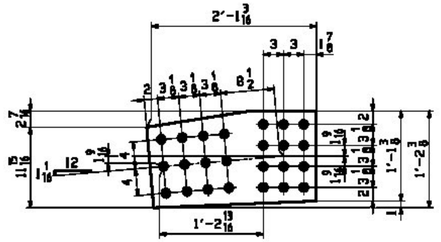


3 ~ pb223

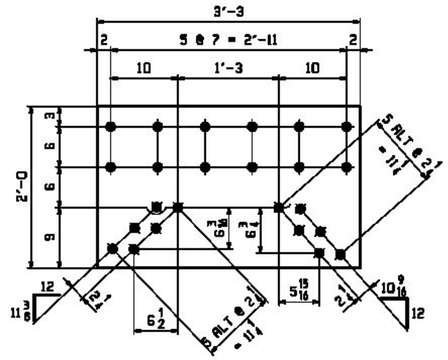


3 ~ pf223

| | | | | | | | | | | | |
|---|---|---|---|---|---|---|---|---|---|---|---|
| | | | | | | | | | | | |
| | | 223CF1 | 1 | | PIER CROSSFRAME | | | | | 6625 | |
| | | 223CF2 | 1 | | PIER CROSSFRAME | | | | | 6825 | |
| | | 223CF3 | 1 | | PIER CROSSFRAME | | | | | 6625 | |
| 209 | B | | 2 | a223 | MC 12x35 | 9 | 2 1/2 | M270-50WT2 | | 967 | NT 223CF1 & 223CF2 |
| 209 | B | | 1 | aa223 | MC 12x35 | 9 | 2 1/2 | M270-50WT2 | | 967 | NT 223CF3 ONLY |
| 209 | B | | 3 | b223 | MC 12x35 | 9 | 2 1/2 | M270-50WT2 | | 967 | |
| 209 | B | | 6 | c223 | MC 12x35 | 9 | 2 5/8 | M270-50WT2 | | 1935 | |
| 209 | C | | 3 | f223 | L 6x6x1/2 | 6 | 13/16 | M270-50WT2 | | 361 | |
| 209 | C | | 3 | g223 | L 6x6x1/2 | 6 | 13/16 | M270-50WT2 | | 361 | |
| 209 | C | | 3 | k223 | L 6x6x1/2 | 5 | 6 | M270-50WT2 | | 323 | |
| 209 | C | | 3 | m223 | L 6x6x1/2 | 5 | 6 | M270-50WT2 | | 323 | |
| 209 | D | | 3 | pa223 | PL 1/2x14 3/8 | 2 | 13/16 | M270-50WT2 | | 154 | |
| 209 | D | | 3 | pb223 | PL 1/2x14 3/8 | 2 | 13/16 | M270-50WT2 | | 154 | |
| 209 | E | | 3 | pc223 | PL 1/2x19 1/2 | 2 | 4 | M270-50WT2 | | 232 | |
| 209 | E | | 3 | pd223 | PL 1/2x19 1/2 | 2 | 5 1/2 | M270-50WT2 | | 245 | |
| 209 | F | | 3 | pf223 | PL 1/2x24 | 3 | 3 | M270-50WT2 | | 398 | |
| 210 | B | | 162 | | 1 ø HSB | 0 | 3 | 5065-3 | | 199 | |
| 210 | C | | 162 | | 1 ø HSN | | | F436M | | 15 | |
| | | | | | | | | | | | |
| | | | | | | | | | | | |

1 ~ PIER CROSSFRAME - 223CF1
1 ~ PIER CROSSFRAME - 223CF2
1 ~ PIER CROSSFRAME - 223CF3
ALIKE EXCEPT AS NOTED
LOOKING BACK STATION

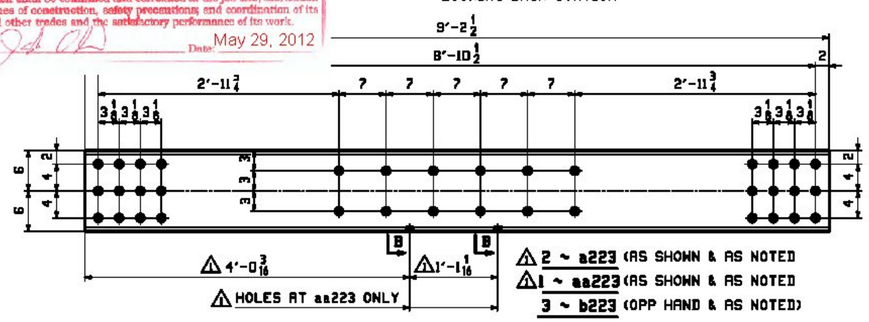


2 ~ a223 (AS SHOWN & AS NOTED
1 ~ aa223 (AS SHOWN & AS NOTED
3 ~ b223 (OPP HAND & AS NOTED)
HOLES AT aa223 ONLY

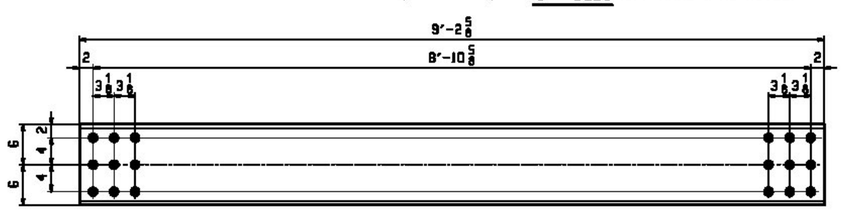


6 ~ c223

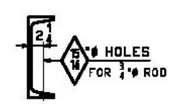


SECTION B
AT aa223 ONLY

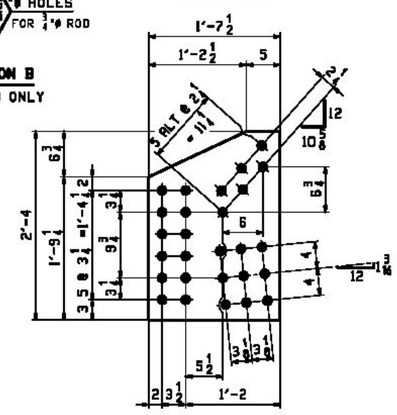


3 ~ pc223

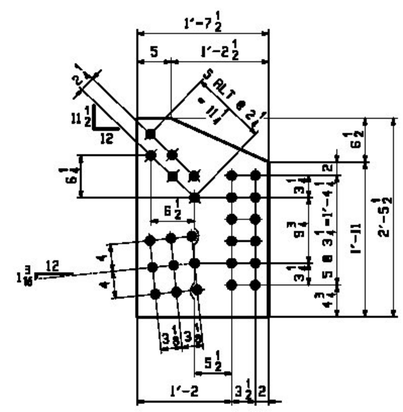


3 ~ pd223

NOTE:
1. FOR GENERAL NOTES SEE DRAWING GN1.
2. ALL HOLES THIS DRAWING SHALL BE 1 1/16"ø FOR 1"ø HSB.
3. BTS - DENOTES BOLT/WIRE TO SHIP.

| REV. | DATE | REMARKS | DWN | CHK | APVL | SHOP |
|---|---|---|---|---|---|---|
| 0 | 5/10 2012 | ADD HANGER HOLES / REVISE MARKS (EXTRA-TEC-3D54001) | JTB | TJB | | |

| MATERIAL: | SURFACE PREP. & PAINT: | HOLES: | SHOP BOLTS: |
|---|---|---|---|
| M270-50WT2 (UN) | SEE DWG GN1 | 1 1/16"ø | NONE |

DESCRIPTION: PIER CROSSFRAMES


CASCO BAY STEEL STRUCTURES, INC.
1 WALLACE AVE.
SOUTH PORTLAND, ME 04106
PHONE (207) 780-6722
FAX. (207) 780-6726


| | | | |
|---|---|---|---|
| STRUCTURE: | I-91 BRIDGE 65 OVER WHITESTONE BROOK & WILLIAMS STREET COUNTY OF WINDHAM | DRAWN: JTB | DATE: 07/11 |
| | | CHKD: TJB | DATE: 07/23 |
| LOCATION: | Town of Brattleboro, VT. | JOB NO. | DWG NO. |
| PROJ NO. | IM 091-1(50) | 479 | 223 |
| CUSTOMER: | BECK & BELLUCCI | | REV. 0 |


No Exception Taken
Make Correction as Noted
Submit Specified Item
Revise and Resubmit as Noted
Rejected
T-Y-LIN INTERNATIONAL
Checking is for general compliance with the design concept of the project and general compliance with the information given in the contract documents only. Any action shown is not an approval and is subject to the requirements of the plans and specifications. Any action shown on a specific item shall not indicate the checking of an assembly of which the item is a component. Contractor is solely responsible for dimensions which shall be confirmed and correlated at the job site, fabrication processes, techniques of construction, safety precautions; and coordination of its work with that of all other trades and the satisfactory performance of its work.
Reviewed By: Date May 29, 2012