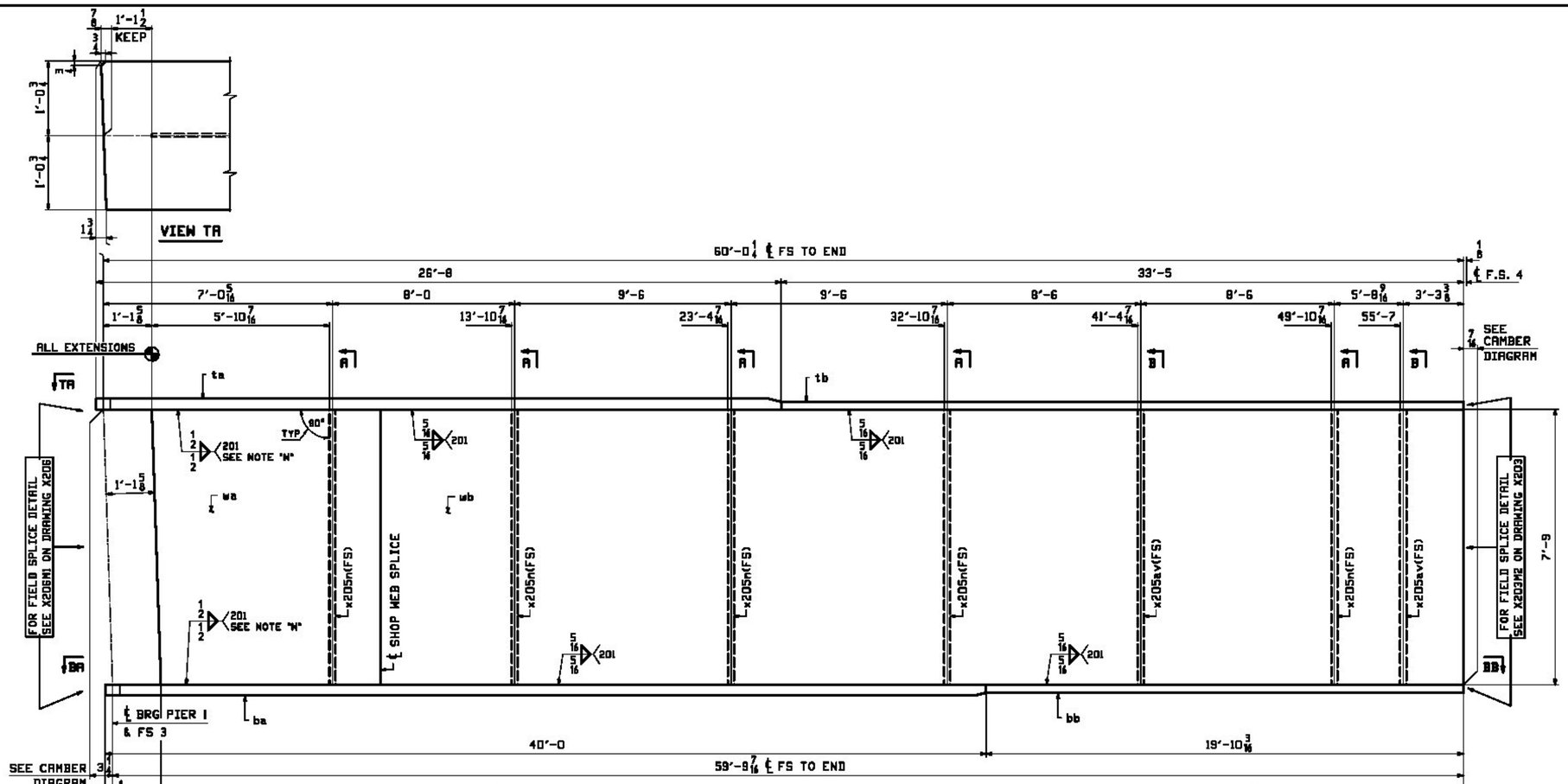

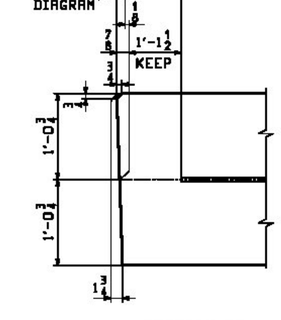

SECTION BA

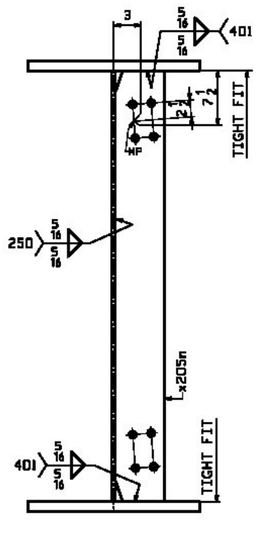

SECTION A

ONE - GIRDER - 216G4D

FOR FIELD SPLICE STANDARD DETAILS SEE DRAWINGS X202 & X206.
FOR GIRDER STANDARD DETAILS SEE DRAWING X205.
FOR CAMBER & FLANGE DIAGRAMS SEE DRAWING C204.
FOR GENERAL NOTES SEE DRAWING GN1.
T2 DENOTES MATERIAL SUBJECT TO CHARPY V-NOTCH TESTING.

NOTE "W"
SEE DETAIL "G4D" ON DRAWING C204 FOR
WEB TO FLANGE WELD SIZE TRANSITION LOCATIONS.

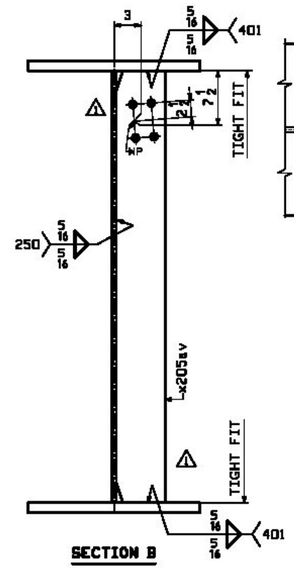

SECTION B

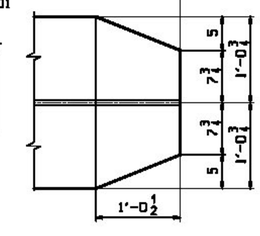

SECTION BB

FOR INFO PAGE	FOR INFO LINE	SHOP MARK	QTY	MARK	MATERIAL	LENGTH FT	LENGTH INCHES	REMARKS	WT	PROCUREMENT NOTES
		216G4D	1		GIRDER				31230	
202	N		1	wa	PL 3/4x93	10	0 7/16	M270-HPS70WT2		
203	J		1	wb	PL 5/8x93	48	11 1/16	M270-50WT2		
201	E		1	ta	PL 2x25 1/2	26	9	M270-HPS70WT2		
202	A		1	tb	PL 1 1/2x25 1/2	33	5	M270-HPS70WT2		
201	C		1	ba	PL 2x25 1/2	40	0	M270-HPS70WT2		
202	C		1	bb	PL 1 1/2x25 1/2	19	10 3/16	M270-HPS70WT2		
209	Q		2	x205av	PL 1/2x7 1/4	7	9	M270-50W		
209	E		5	x205n	PL 1/2x7 1/4	7	9	M270-50W		

JOB NO. 479 — DRAWING NO. 216 — REV. 1

No Exception Taken
Make Correction as Noted
Submit Specified Item
Revise and Resubmit as Noted
Rejected

T-Y-LIN INTERNATIONAL

Checking is for general compliance with the design concept of the project and general compliance with the information given in the contract documents only. Any action shown is not an approval and is subject to the requirements of the plans and specifications. Any action shown on a specific item shall not indicate the checking of an assembly of which the item is a component. Contractor is solely responsible for: dimensions which shall be confirmed and correlated at the job site, fabrication processes, techniques of construction, safety precautions; and coordination of its work with that of all other trades and the satisfactory performance of its work.

Reviewed By: Date: May 29, 2012

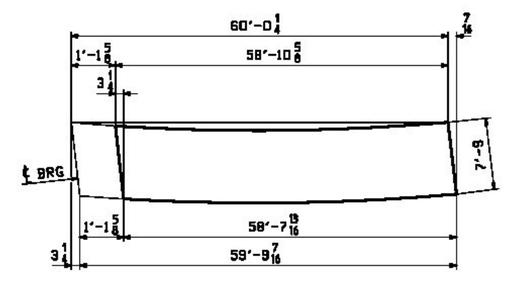

ORIENTATION DIAGRAM
FOR CAMBER SEE DRAWING C204

REV.	DATE	REMARKS	DWN	CHK	APVL	SHOP
1	5/10 2012	REV. UTILITY STIFF'S (SECTION B) (EXTRA-TEC-3DS4001)	JTB	TJB		
0						

MATERIAL:	SURFACE PREP. & PAINT:	HOLES:	SHOP BOLTS:
M270-50W (UN)	SEE DWG GN1	15/16" ø	NONE

DESCRIPTION: GIRDER - 216G4D

CASCO BAY STEEL STRUCTURES, INC.
1 WALLACE AVE. SOUTH PORTLAND, ME 04106
PHONE (207) 780-6722 FAX. (207) 780-6726
TENSOR SCHENCK

STRUCTURE: I-91 BRIDGE 65 OVER WHITESTONE BROOK & WILLIAMS STREET COUNTY OF WINDHAM

DRAWN: JTB — DATE: 07/11
CHKD: TJB — DATE: 07/23

LOCATION: Town of Brattleboro, VT.
PROJ NO. IM 091-1(50)
CUSTOMER: BECK & BELLUCCI

JOB NO. 479 — DWG NO. 216 — REV. 1