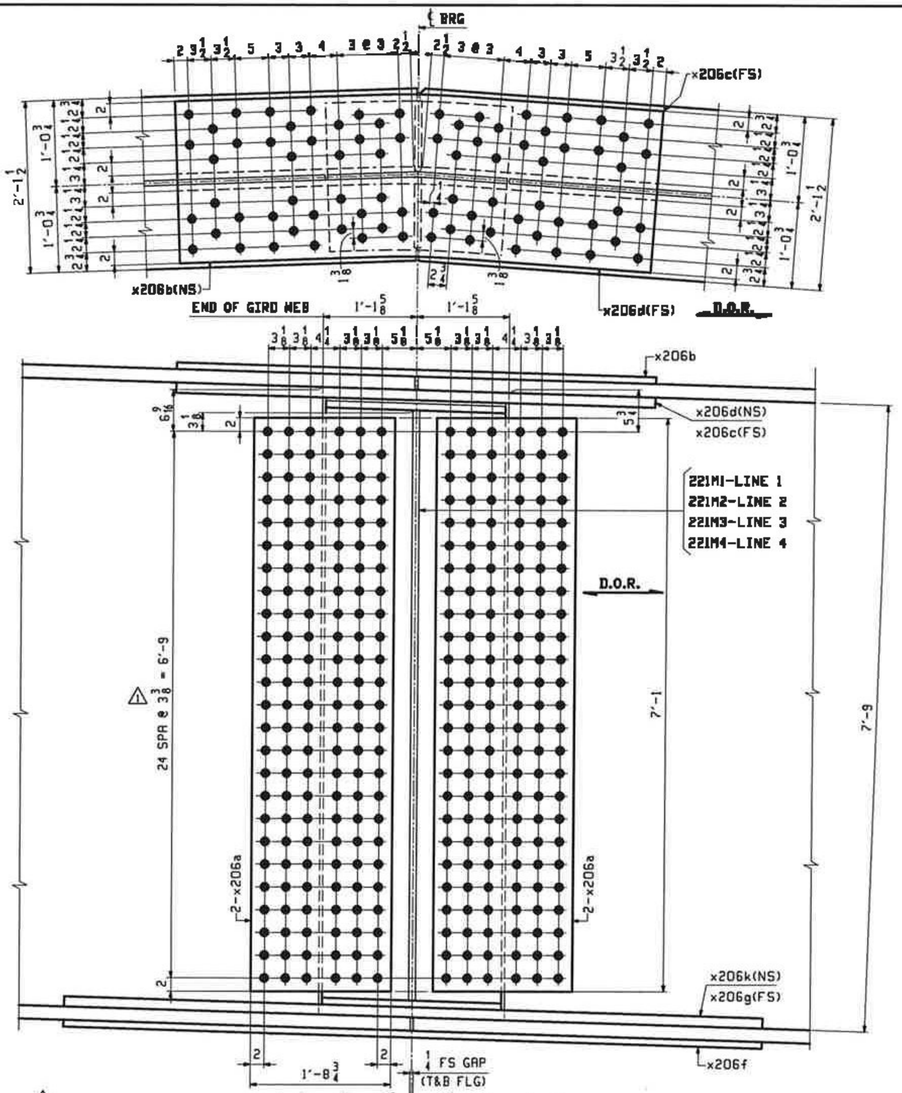

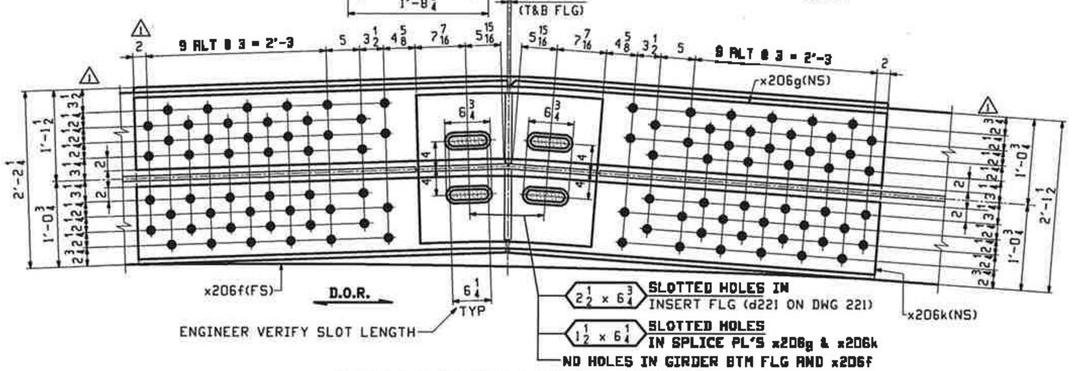

FIELD SPLICE DETAIL ~ X206M1

FIELD SPLICE 3 - AT PIER

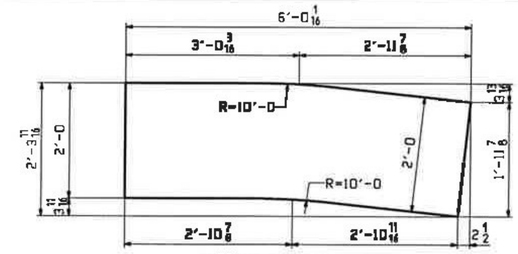

CUTTING DIARAGM - x206b

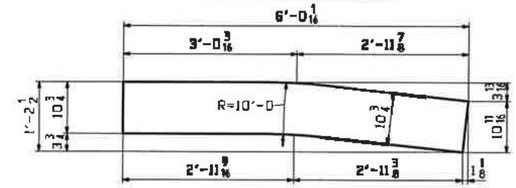

CUTTING DIARAGM - x206c

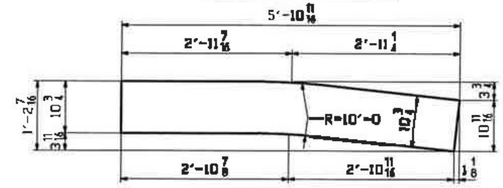

CUTTING DIARAGM - x206d

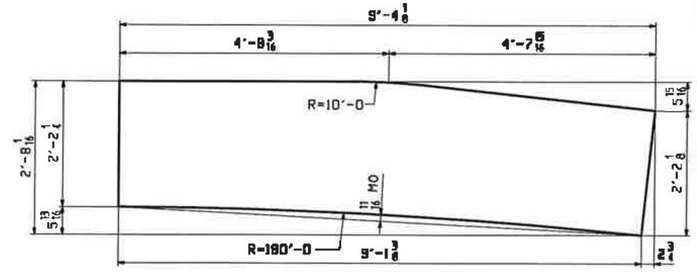

CUTTING DIARAGM - x206f

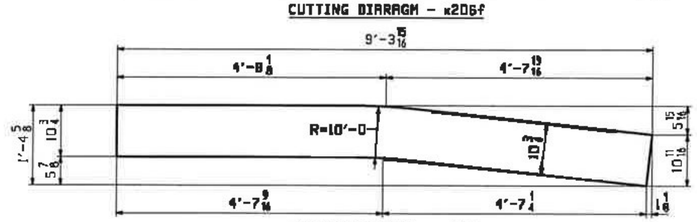

CUTTING DIARAGM - x206g

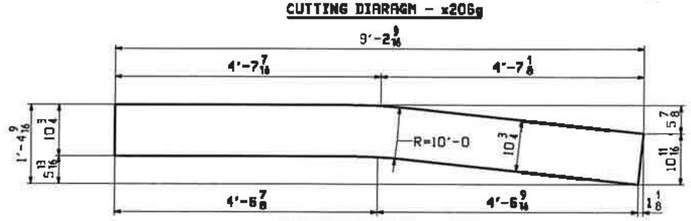

CUTTING DIARAGM - x206k

BILL OF MATERIAL

ABM INFO PAGE	ABM INFO LINE	SHIP MARK	QTY	MARK	MATERIAL	LENGTH FT	LENGTH INCHES	REMARKS	WT	PROCUREMENT NOTES
		X206M1	4		FIELD SPLICE PLATES			FS 3	5553	
205	F		16	x206a	PL 3/4 x85	1	9	M270-HPS70WT2		
205	J		4	x206b	PL 1x27 11/16	6	0 1/16	M270-HPS70WT2		
205	K		4	x206c	PL 1 1/2 x14 1/2	6	0 1/16	M270-HPS70WT2		
205	K		4	x206d	PL 1 1/2 x14 7/16	5	10 11/16	M270-HPS70WT2		
205	G		4	x206f	PL 1x32 1/16	9	4 1/8	M270-HPS70WT2		
205	H		4	x206g	PL 1 1/2 x16 3/8	9	3 15/16	M270-HPS70WT2		
205	H		4	x206k	PL 1 1/2 x16 9/16	9	2 9/16	M270-HPS70WT2		

JOB NO. 479 | DRAWING NO. X206 | REV. 1

T·Y·LIN INTERNATIONAL

SUBMITTAL REVIEW

Review is for general conformance with the contract plans. Neither the presence nor the absence of markings or notations on this submittal shall be construed as relieving the contractor from compliance with the contract plans and specifications; nor shall this review serve in any way to alter the contract plans or specifications. The preparer of this submittal is solely responsible for the accuracy of dimensions, selection of proper materials, development of techniques, safety, and proper construction in performance of the work depicted herein.

- [x] No Exceptions Taken
- [ ] Make Corrections Noted
- [ ] Amend and Resubmit
- [ ] Rejected
- [ ] Review Not Required

By: _____ Date 10/31/11

NOTES:
1. FOR GENERAL NOTES SEE DRAWING GN1.
2. HOLES IN SPLICE PLATES ARE PRE-DRILLED. ENDS OF GIRDERS ARE DRILLED FROM SOLID USING SPLICE PLATES AS A TEMPLATE.
3. D.O.R. DENOTES DIRECTION OF MILL ROLLING.
4. T2 DENOTES CHARPY V-NOTCH TESTING REQUIRED.

REV.	DATE	REMARKS	DWN	CHK	APVL	SHOP
0	11/18	CORRECT GRADE DIRECTION OF ELEVATION VIEW & FIX DIMENSIONS	JTB	HL		

MATERIAL: M270-50W (UN) | SURFACE PREP. & PAINT: SEE DWG GN1 | HOLES: 1 1/16"Ø (UN) | SHOP BOLTS: NONE

DESCRIPTION: GIRDER FIELD SPLICE DETAILS

CASCO BAY STEEL STRUCTURES, INC.
1 WALLACE AVE.
SOUTH PORTLAND, ME 04106
PHONE (207) 780-6722
FAX. (207) 780-6726
TENSOR 305458

STRUCTURE: I-91 BRIDGE 66 OVER WHITESTONE BROOK & WILLIAMS STREET COUNTY OF WINDHAM

DRAWN: JTB | DATE: 07/11
CHKD: TJB | DATE: 07/23

LOCATION: Town of Brattleboro, VT.
PROJ NO. IM 091-1(50)
CUSTOMER: BECK & BELLUCI

JOB NO. 479 | DWG NO. X206 | REV. 0