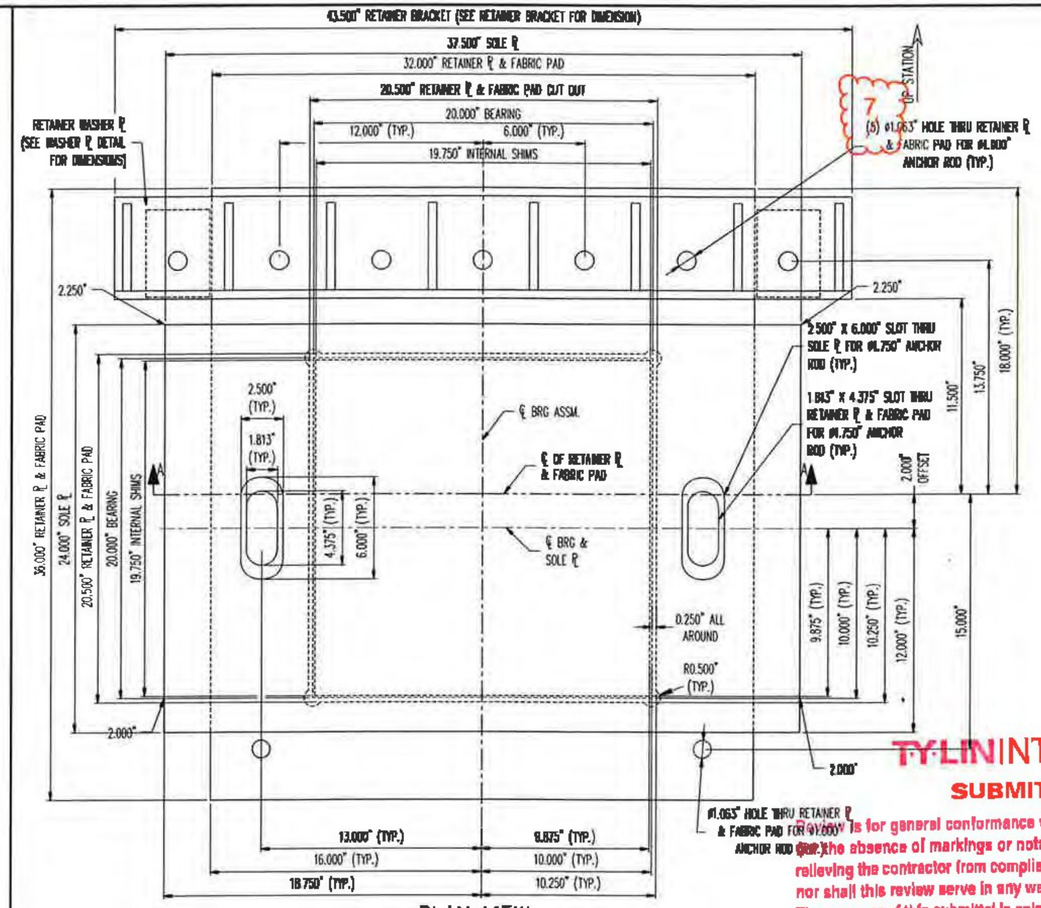

PLAN VIEW

ELASTOMERIC BEARING

(4) REQ'D @ BRIDGE 6 NORTHBOUND, ABUT. 2

(4) REQ'D @ BRIDGE 8 SOUTHBOUND, ABUT. 2

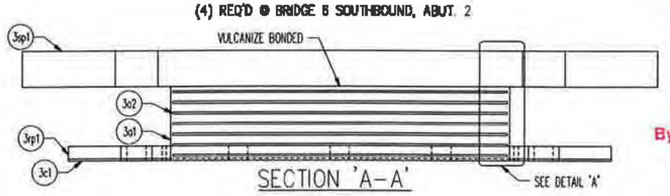

SECTION 'A-A'

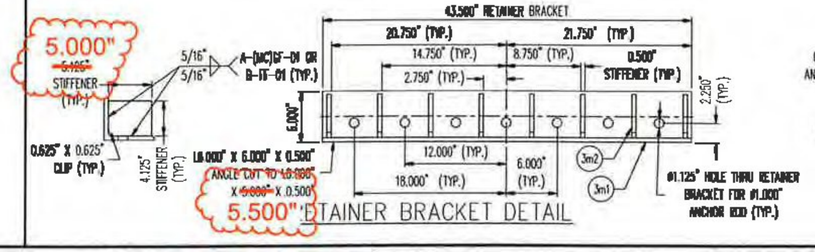

RETAINER BRACKET DETAIL

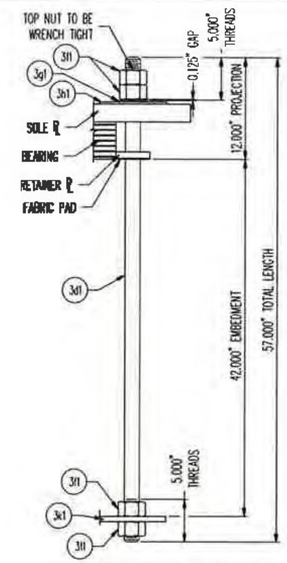

ANCHOR ROD DETAIL

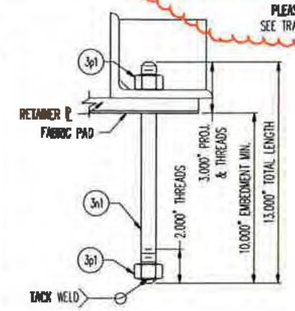

ANCHOR ROD DETAIL

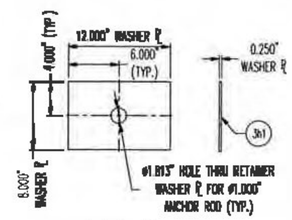

WASHER ℄ DETAIL

DETAIL 'A'

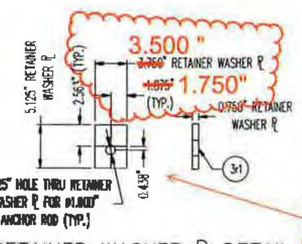

RETAINER WASHER ℄ DETAIL

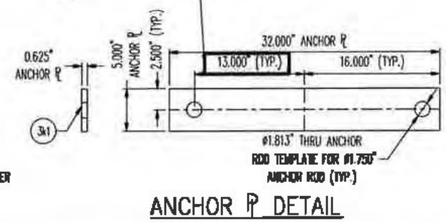

ANCHOR ℄ DETAIL

Build to shear modulus 130 psi

PLEASE VERIFY SEE TRANSMITTAL

Add 3.500"x5.125" Fabric Pad for under washer PL.

	QTY	DESCRIPTION	MATERIAL	LENGTH	REMARKS	REV
3A	8	ELASTOMERIC BEARING				-
3a1	8	4.375" X 20.000"	NATURAL RUBBER	20.000"	SHEAR MODULUS; 130 ±15%, GR. 4	-
3a2	56	11 GA. X 19.750"	A1011 GR 36	19.750"	PLAIN	-
3sp1	8	2.250" X 37.500"	~~M270 GR 50 OR 50W~~ (A709)	24.000"	M111-HDG (A123)	-
3B	8	RETAINER PLATE				-
3rp1	8	0.750" X 32.000"	M270 GR 36 (A709)	36.000"	INSIDE CUT OUT; M111-HDG (A123)	-
3C	8	FABRIC PAD				-
3c1	8	0.125" X 32.000"	AASHTO (LRFD) 18.10.2	36.000"	INSIDE CUT OUT	-
3D	16	DOUBLE END ROD				-
3d1	16	~~ø1.750"~~ X 57.000" DOUBLE END ROD	M314 GR 105 (F1554)		5" THREADS (TYP.); M232-HDG (A153)	-
3F	64	HEAVY HEX NUT				-
3f1	64	ø1.750" HEX NUT	M291-DH OR M292-2H (A563 OR A194)		M232-HDG (A153)	-
3G	16	FLAT WASHER				-
3g1	16	ø1.750" FLAT WASHER	M293 (F436)		M232-HDG (A153)	-
3H	16	WASHER PLATE				-
3h1	16	0.250" X 8.000"	M183 (A36)	12.000"	ø1.813" HOLE @ CTR; M111-HDG (A123)	-
3K	8	ANCHOR PLATE				-
3k1	8	0.625" X 5.000"	M183 (A36)	32.000"	ø1.813" HOLES (SEE DETAIL); M111-HDG (A123)	-
3M	8	RETAINER BRACKET				-
3m1	8	L6 X 6 X 1/2	~~M183 OR A992~~ (A36 OR A992)	43.500"	CUT ANGLE TO L6" X 5" X 0.5"; M111-HDG (A123)	-
3m2	64	0.500" X 5.125"	M183 (A36)	4.125"	CLIP CORNER; M111-HDG (A123)	-
3N	72	DOUBLE END ROD				-
3n1	72	~~ø1.000"~~ X 13.000" DOUBLE END ROD	M314 GR 36 (F1554)		3" THREADS & 2" THREADS; M232-HDG (A153)	-
3P	144	HEAVY HEX NUT				-
3p1	144	ø1.000" HEX NUT	M291-DH OR M292-2H (A563 OR A194)		M232-HDG (A153)	-
3R	16	RETAINER WASHER PLATE				-
3r1	16	0.750" X 3.750"	M183 (A36)	5.125"	ø1.125" HOLE (SEE DETAIL); M111-HDG (A123)	-
					6/3/11 5:49:22 AM	

SEE SHT. GN1 FOR GENERAL NOTES & COATING LIMITS.

T.Y. LIN INTERNATIONAL

SUBMITTAL REVIEW

This review is for general conformance with the contract plans. Neither the presence of markings or notations on this submittal shall be construed as relieving the contractor from compliance with the contract plans or specifications; nor shall this review serve in any way to alter the contract plans or specifications. The preparer of this submittal is solely responsible for the accuracy of dimensions, selection of proper materials, development of techniques, and proper construction in performance of the work depicted hereon.

- [ ] No Exceptions Taken
- [x] Make Corrections Noted
- [ ] Amend and Resubmit
- [ ] Rejected
- [ ] Review Not Required

By: [signature] Date 6/6/11

REV.	DESCRIPTION	DATE	DET.	CKD.

D.S. BROWN

THE D.S. BROWN COMPANY
300 E. CHERRY STREET
NORTH BALTIMORE, OHIO 45872
419.257.3561
FAX: 419.257.0332
WWW.DSBROWN.COM

LOCATION — INTERSTATE 91
BRIDGE — 6M&S
PROJECT — AC IM 091-1(50)
—
P.O. NO. — BRATTLEBORO
DESIGNER — T.Y. LIN INTERNATIONAL
CUSTOMER — BECK & BELLUCCI, INC.

ITEM	QUANTITY
33065-1104-3	8 OF 8
33065-1107-3	8 OF 8
-	-
-	-
-	-
-	-
-	-
-	-
-	-

DESCRIPTION: VERSIFLEX ELASTOMERIC BEARING
WINDHAM CO., VT

SCALE	DRAWN BY	DESIGNED BY	DATE	
N.T.S.	DA	ANO	6/2/11	-

PROJECT NUMBER	PRODUCT CODE	RELEASE	SHEET
33065	1104	1	03