Filename: ...\026_Beam_C4-SB_Reinforcing.dgn Workgroup: Structures Division Username: Eric Calderwood Date:6/11/2012

"PME"
"C4-SB"

"OPME"

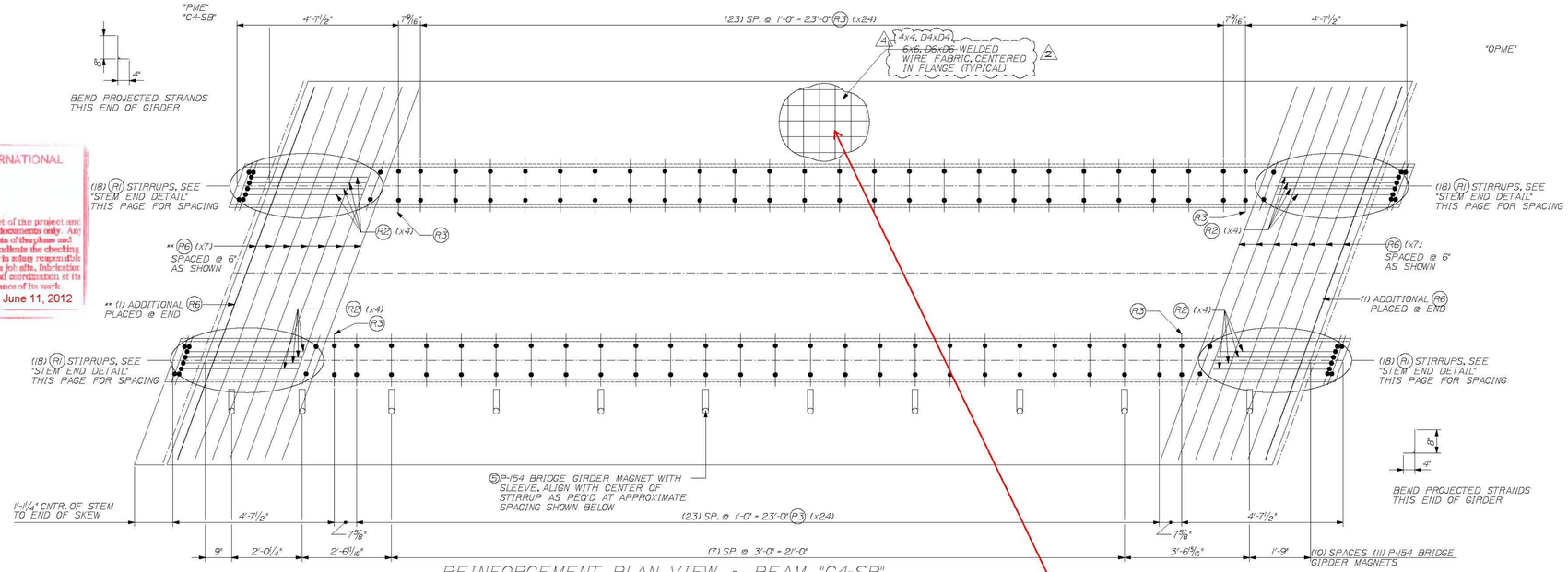

REINFORCEMENT PLAN VIEW ~ BEAM "C4-SB"

SCALE: ½" = 1'-0"

IF WWF NEEDS TO BE CUT TO PLACE OVER STIRRUPS USE PROCEDURE BELOW:
1. FOR CUT TRANSVERSE WIRE, SPLICE A #3 x 45" EPOXY COATED REBAR ORIENTED IN THE SAME DIRECTION OF THE CUT WIRE AND CENTERED.
2. FOR CUT LONGITUDINAL WIRE, SPLICE A #3 x 28" EPOXY COATED REBAR ORIENTED IN THE SAME DIRECTION OF THE CUT WIRE AND CENTERED.

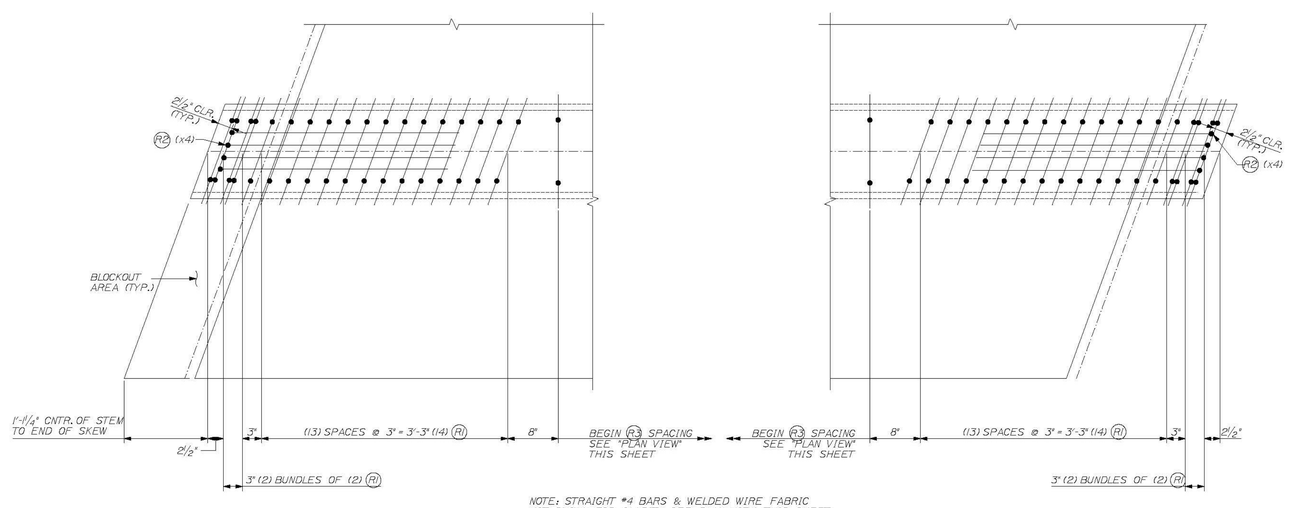

NOTE: STRAIGHT #4 BARS & WELDED WIRE FABRIC NOT SHOWN FOR CLARITY. SEE PLAN VIEW THIS SHEET.

STEM END DETAIL

SCALE: 1" = 1'-0"

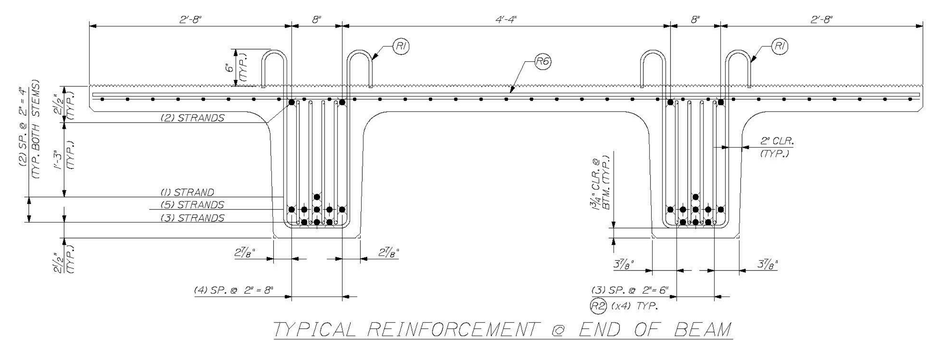

TYPICAL REINFORCEMENT @ END OF BEAM

SCALE: 1" =1'-0"

STRAND LEGEND
0.6" FULLY TENSIONED STRAND
0.6" ϕ FULLY TENSIONED STRAND (DEBOUND 0.50 FEET)
0.6" ϕ FULLY TENSIONED STRAND (DEBOUND 6 FEET)
0.6" ϕ FULLY TENSIONED STRAND (DEBOUND 12 FEET)

*EXTEND STRANDS 1,4,8,9,17 & 20 IN THE "LEFT" STEM AND STRANDS 2,3,7,10,18 & 19 IN THE "RIGHT" STEM BY A LENGTH OF 12" BEYOND THE END OF THE BEAM. BEND PER DETAILS NOTED ABOVE

ALL OTHER STRANDS SHALL EXTEND 4" BEYOND THE END OF THE BEAM.

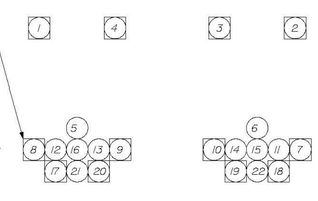

DE-TENSION SEQUENCE

N.T.S.

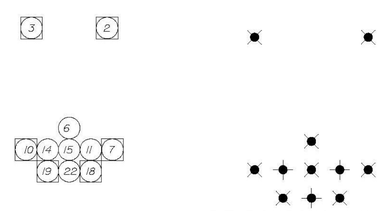

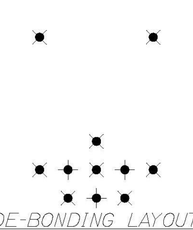

DE-BONDING LAYOUT

N.T.S.
TYPICAL EACH STEM

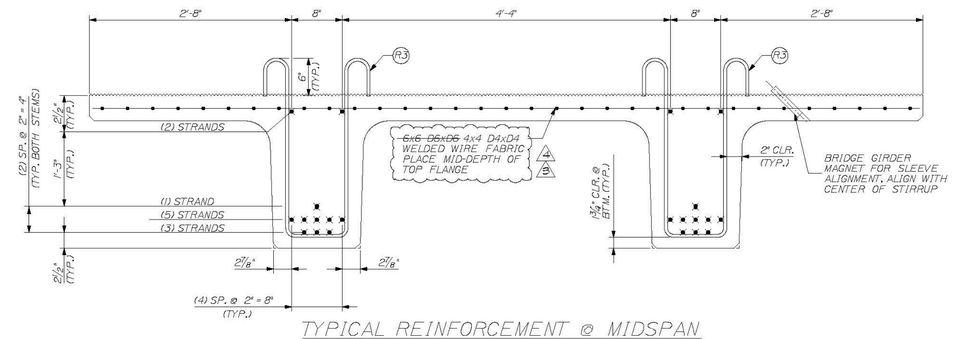

TYPICAL REINFORCEMENT @ MIDSPAN

SCALE: 1" =1'-0"

REINFORCING CHART

ITEM	QTY.	TOTAL	SIZE	TYPE	LENGTH
R1	72	72	4	BENT	6'-10"
R2	16	16	4	BENT	8'-3¾"
R3	52	52	4	BENT	6'-9½"
R6	16	16	4	STRT.	11'-4½"
---	350 sf.	350 sf.	4x4 D4xD4 WELDED WIRE FABRIC		

BAR SIZE	WT./BEAM	TOTAL WT.
4	772	772
WWF	300	300

NOTES:
BENT BAR LENGTHS SHOWN REPRESENT BAR LENGTHS BEFORE BENDING.

TENSION LOAD = 43.94 KIPS/ STRAND
STRAND: .6 "ϕ, 270 KSI LOW RELAXATION, ASTM M203
REBAR: AASHTO M31, GRADE 60, EPOXY COATED
ALL TOLERANCES TO PCI STANDARDS

(1) "C4-SB" NEXT BEAM BEAM REQUIRED

SEE SHEET #25 FOR GEOMETRIC DETAILS

SEE SHEET #2 FOR BENT REBAR DETAILS

THE PROFESSIONAL ENGINEER'S STAMP CERTIFIES ONLY THAT THESE DRAWINGS WERE PREPARED UNDER THE DIRECT SUPERVISION OF A REGISTERED PROFESSIONAL ENGINEER AND CONFORM TO THE STANDARD DETAILS SHOWN ON THE CONTRACT DRAWING UNLESS REQUESTED OTHERWISE.

CONTRACTOR: BECK & BELLUCCI, INC.

PROJECT: BRATTLEBORO, VERMONT
IM 019-1(50)

STATE OF VERMONT
ERIC T. CALDERWOOD
NO. 8741
Structural
LICENSED
PROFESSIONAL ENGINEER

W.E. DAILEY INC.
AIRPORT ROAD, SHAFTSBURY, VT. 05262
PRECAST CONCRETE PRODUCTS
TEL: (802) 442-4416
FAX: (802) 442-4719
DATE: MAR. 2011 REVISION: 0 INITIAL SUBMISSION
DETAILER: BTC

I-91 BRATTLEBORO, VERMONT
OVER MAPLE ST.

BEAM TYPE "C4-SB"
REINFORCEMENT DETAILS

SHEET NUMBER
26