

# EXIT 6 - RAMP B NORTHBOUND ON RAMP

SEE STANDARDS E-191, E-192 AND E-193  
FOR PAVEMENT MARKING GUIDELINES

646.622 TEMPORARY 6" WHITE LINE, PAINT  
646.426 DURABLE 6" WHITE LINE, RECESSED POLYUREA  
0.045 TO 0.085 SOLID RT

646.632 TEMPORARY 6" YELLOW LINE, PAINT  
646.436 DURABLE 6" YELLOW LINE, RECESSED POLYUREA  
0.045 TO .085 SOLID LT

621.80 REMOVAL AND DISPOSAL OF GUARDRAIL  
0.083 TO 0.085 RT

621.20 STEEL BEAM GUARDRAIL, GALVANIZED  
0.076 TO 0.085 RT

621.50 MANUFACTURED TERMINAL SECTION, FLARED  
0.069 TO 0.076 RT

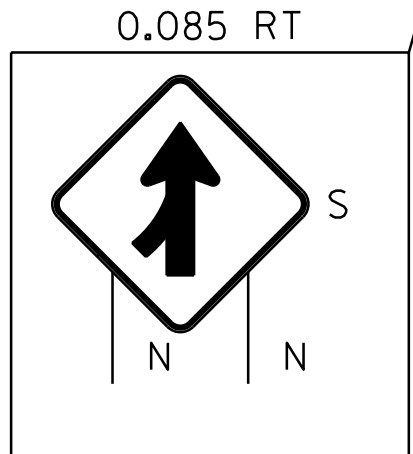

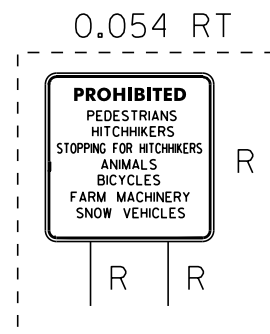
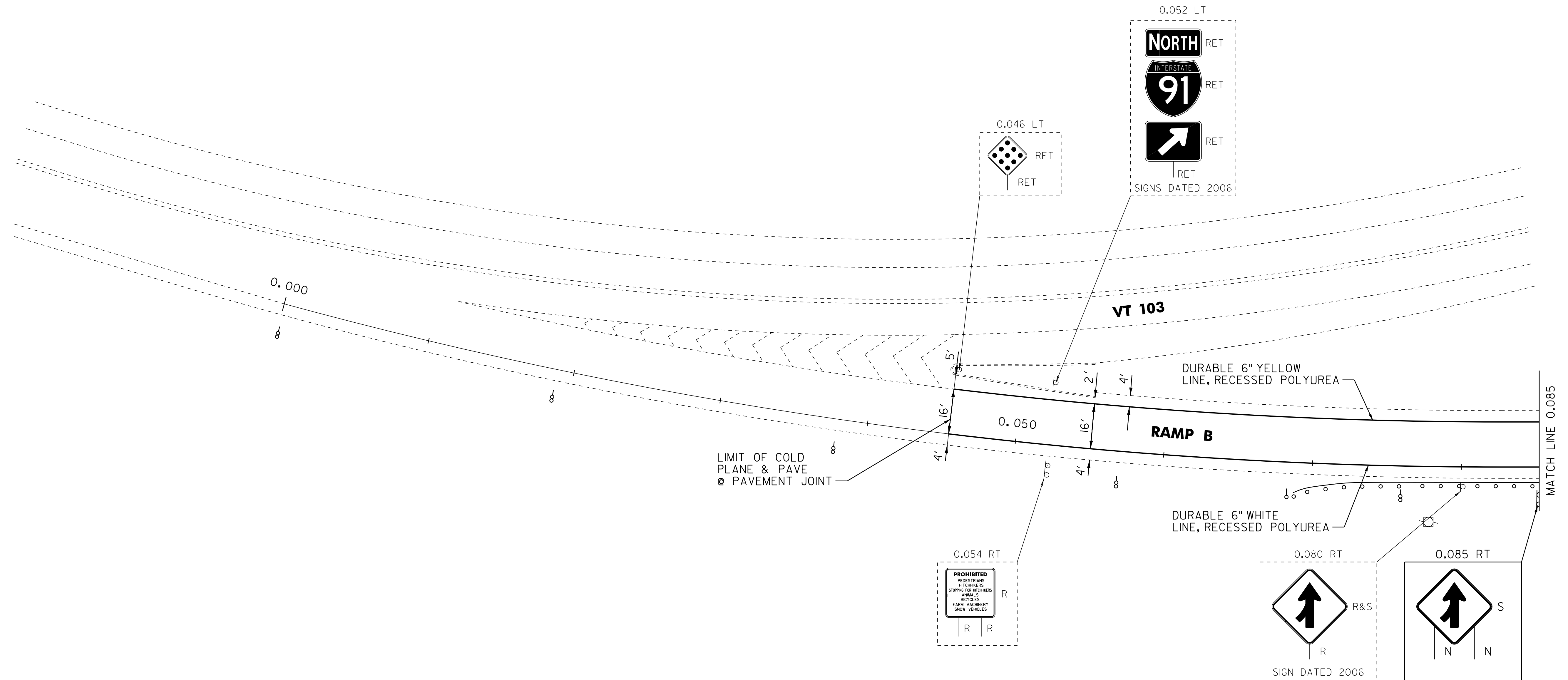
203.40 SHOULDER BERM REMOVAL  
0.081 TO 0.085 RT

675.50 REMOVING SIGNS  
AS SHOWN - 2

675.60 ERECTING SALVAGED SIGNS  
AS SHOWN - 1

676.10 DELINEATOR WITH STEEL POST  
0.069 RT

NOTE:  
REFER TO STANDARDS E-197, E-198  
AND E-199 FOR PLACEMENT  
GUIDELINES FOR TYPE I, TYPE II  
AND TYPE III DELINEATORS.



### LEGEND

- R = REMOVE EXISTING
- S = SALVAGE
- R&S = REMOVE AND SALVAGE
- N = NEW
- RET = RETAIN
- B-B = BACK TO BACK
- = EXISTING GUARDRAIL
- = PROPOSED GUARDRAIL
- = TYPE I DELINEATOR, WHITE
- = TYPE I DELINEATOR, AMBER
- = TYPE II DELINEATOR, WHITE
- = TYPE II DELINEATOR, RIGHT
- = TYPE III DELINEATOR, LEFT

## EXIT 6 NB ON RAMP DETAIL SHEET 1

PROJECT NAME: WESTMINSTER-SPRINGFIELD  
PROJECT NUMBER: IM 091-1(62)

FILE NAME: /pave/01a014/pa014  
PROJECT LEADER: PTS  
DESIGNED BY: NULL  
IPARM FILE NAME: 01a014\_23

PLOT DATE: 17-JAN-2013 12:44  
DRAWN BY: MRS  
CHECKED BY: PTS  
SHEET 23 OF 43

NOT TO SCALE