

EXIT 6 - RAMP A NORTHBOUND OFF RAMP

SEE STANDARDS E-191, E-192 AND E-193
FOR PAVEMENT MARKING GUIDELINES

646.622 TEMPORARY 6" WHITE LINE, PAINT
646.426 DURABLE 6" WHITE LINE, RECESSED POLYUREA
0.000 TO 0.200 SOLID RT
0.000 TO 0.068 DOTTED LT

646.632 TEMPORARY 6" YELLOW LINE, PAINT
646.436 DURABLE 6" YELLOW LINE, RECESSED POLYUREA
0.096 TO 0.200 SOLID LT

646.662 TEMPORARY 12" WHITE LINE, PAINT
646.466 DURABLE 12" WHITE LINE, RECESSED POLYUREA
0.068 TO 0.096 SOLID LT
0.068 TO 0.096 SOLID LT (CORE STRIPES)
34.329 TO 34.357 SOLID RT

621.80 REMOVAL AND DISPOSAL OF GUARDRAIL
0.086 TO 0.093 RT

621.50 MANUFACTURED TERMINAL SECTION, FLARED
0.086 TO 0.093 RT

676.10 DELINEATOR WITH STEEL POST
0.086 RT
0.189 RT

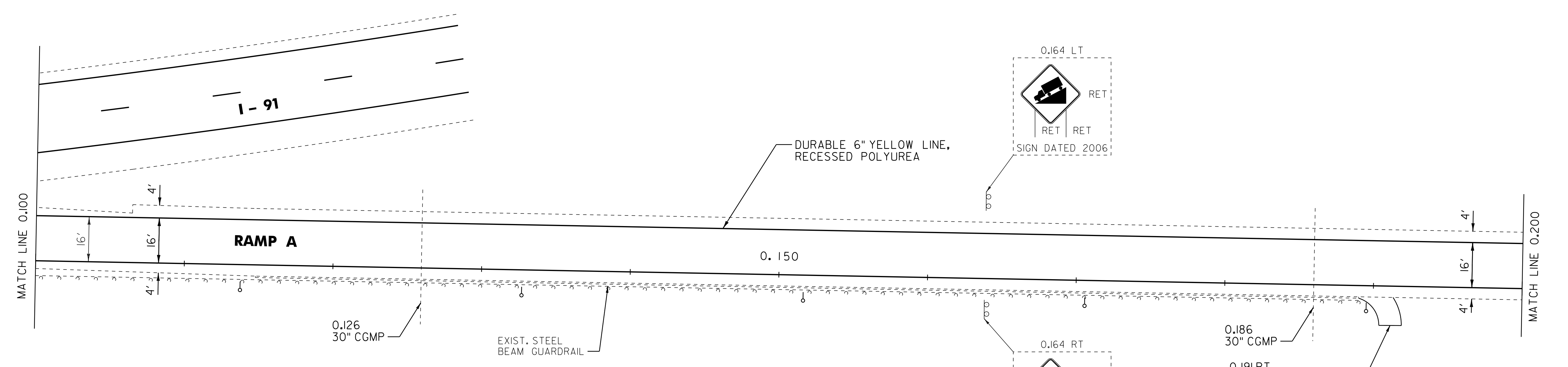
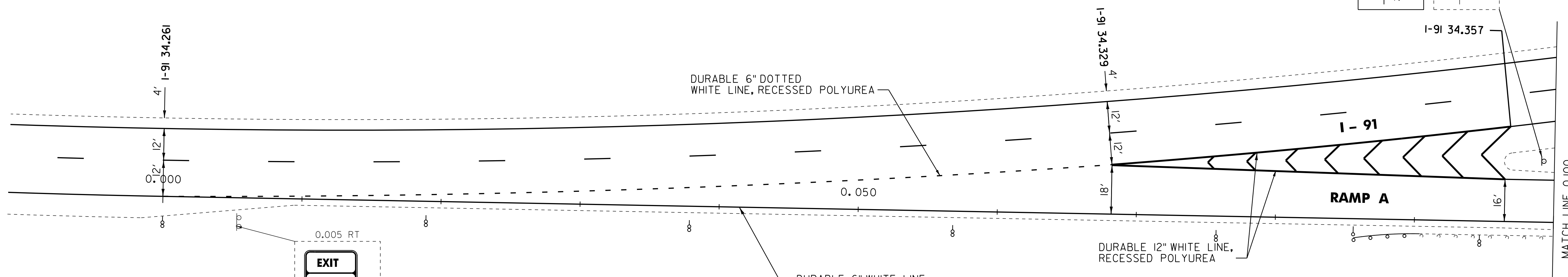
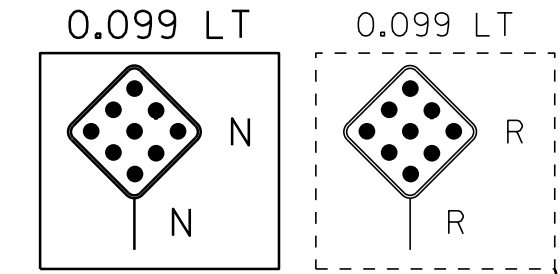
NOTE:
REFER TO STANDARDS E-197, E-198
AND E-199 FOR PLACEMENT GUIDELINES
FOR TYPE I, TYPE II AND TYPE III
DELINEATORS.

203.40 SHOULDER BERM REMOVAL
0.086 TO 0.115 RT

621.20 STEEL BEAM GUARDRAIL, GALVANIZED
0.400 TO 0.410 LT

613.10 STONE FILL, TYPE I
0.191 RT

675.50 REMOVING SIGNS
AS SHOWN - 1



- LEGEND**
- R = REMOVE EXISTING
 - S = SALVAGE
 - R&S = REMOVE AND SALVAGE
 - N = NEW
 - RET = RETAIN
 - B-B = BACK TO BACK
 - = EXISTING GUARDRAIL
 - - - = PROPOSED GUARDRAIL
 - = TYPE I DELINEATOR, WHITE
 - = TYPE I DELINEATOR, AMBER
 - = TYPE II DELINEATOR, WHITE
 - = TYPE III DELINEATOR, RIGHT
 - = TYPE III DELINEATOR, LEFT

EXIT 6 NB OFF RAMP DETAIL SHEET 1

PROJECT NAME: WESTMINSTER-SPRINGFIELD	FILE NAME: /pave/01a014/pa014	PLOT DATE: 17-JAN-2013 12:43
PROJECT NUMBER: IM 091-1(62)	PROJECT LEADER: PTS	DRAWN BY: JBZ
	DESIGNED BY: NULL	CHECKED BY: PTS
	IPARM FILE NAME: 01a014_20	SHEET 20 OF 43

NOT TO SCALE