

DURABLE 150 mm WHITE LINE (MOD. I)

REST AREA	57	SOLID	RT
DECELERATION LANE	113	DOTTED	RT
DECELERATION LANE	48	DASHED	RT
ACCELERATION LANE	78	DASHED	RT

TEMPORARY 150 mm WHITE LINE (MOD.) PER CO #1,10/08/03

REST AREA	57	SOLID	RT
DECELERATION LANE	113	DOTTED	RT
DECELERATION LANE	48	DASHED	RT
ACCELERATION LANE	78	DASHED	RT

REST AREA NORTHBOUND

REHABING DI, CB, OR MH CLASS I
1 EA

SEE STANDARD E-191M FOR RAMP STRIPING DETAILS AND STD E-193M FOR REST AREA PARKING DETAILS

DURABLE 100 mm WHITE LINE

REST AREA			
PARKING SPACES			
HANDICAP SPACES			

TEMPORARY 100 mm WHITE LINE

REST AREA			
PARKING SPACES			
HANDICAP SPACES			

DURABLE 100 mm YELLOW LINE

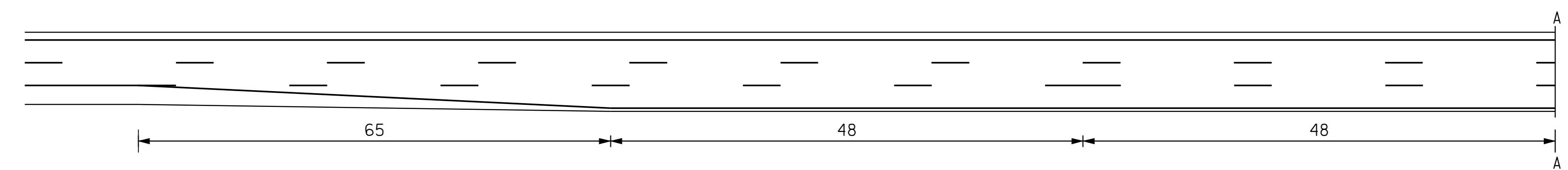
REST AREA	135	SOLID	RT
-----------	-----	-------	----

TEMPORARY 100 mm YELLOW LINE

REST AREA	135	SOLID	RT
-----------	-----	-------	----

DURABLE 300 mm WHITE LINE

REST AREA			
NORTHBOUND OFF RAMP	16	SOLID	RT
INTERSTATE 91	32	SOLID	RT
NORTHBOUND ON RAMP	16	SOLID	RT
INTERSTATE 91	76	SOLID	RT

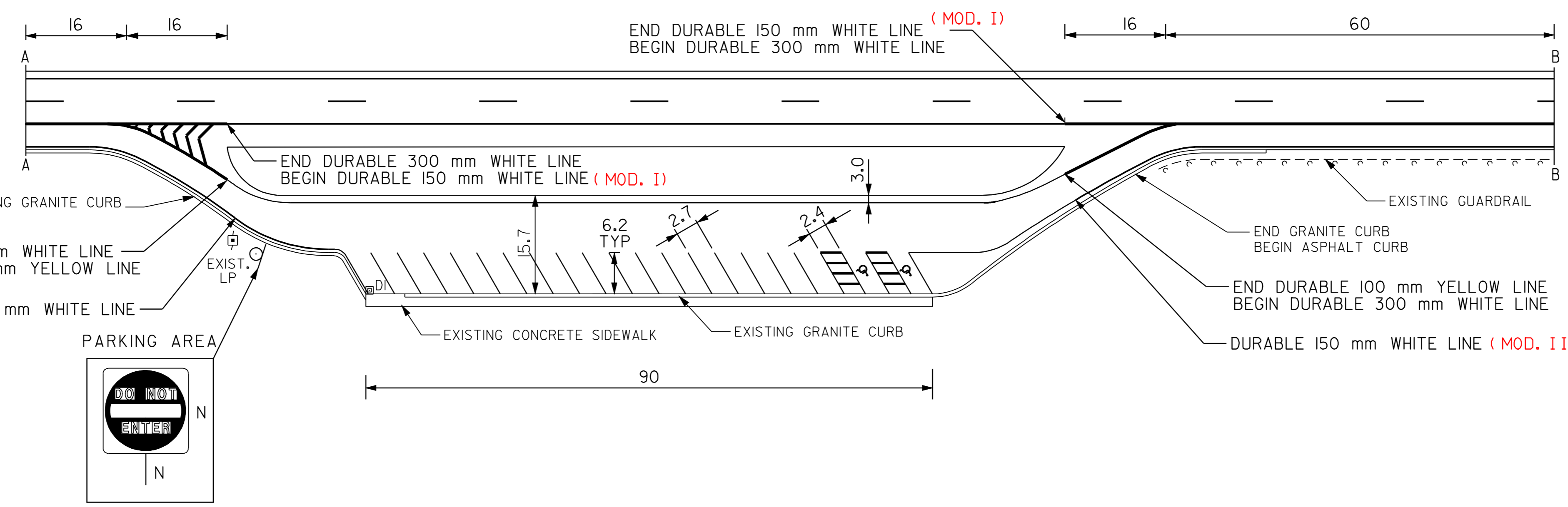


DURABLE LETTER OR SYMBOL

REST AREA			
HANDICAP SYMBOL (2)			

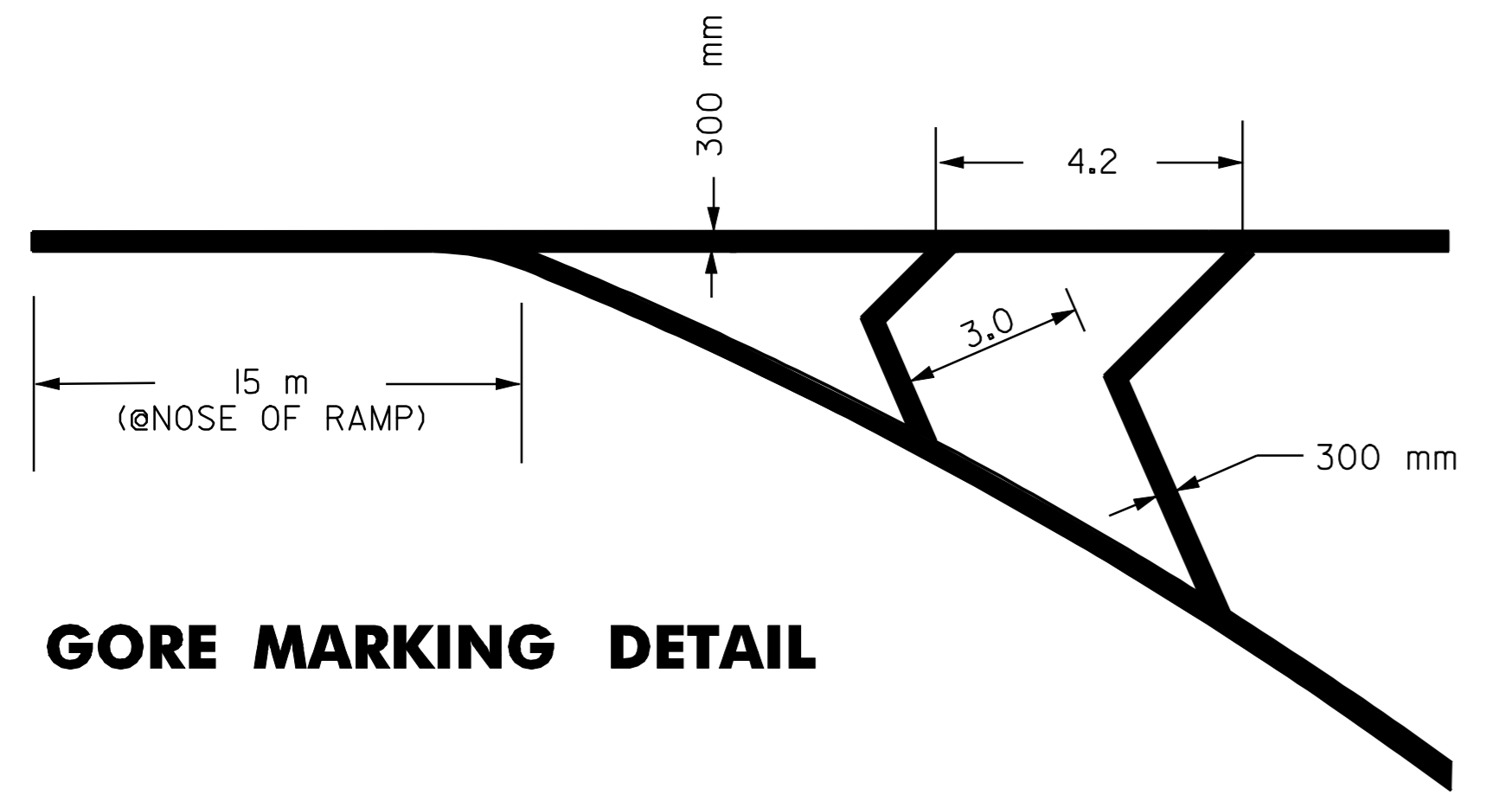
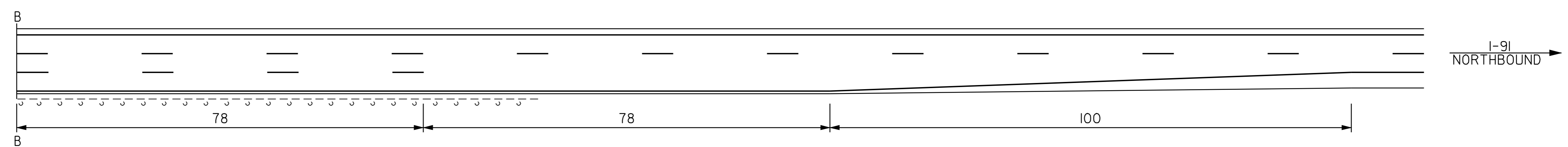
TEMPORARY 300 mm WHITE LINE

REST AREA			
NORTHBOUND OFF RAMP	16	SOLID	RT
INTERSTATE 91	32	SOLID	RT
NORTHBOUND ON RAMP	16	SOLID	RT
INTERSTATE 91	76	SOLID	RT



TEMPORARY LETTER OR SYMBOL

REST AREA			
HANDICAP SYMBOL (2)			



GORE MARKING DETAIL

LEGEND

- R = REMOVE EXISTING
- S = SALVAGE
- R&S = REMOVE AND SALVAGE
- N = NEW
- RET = RETAIN
- B-B = BACK TO BACK
- = NEW RAIL
- = EXISTING RAIL

NOTE: ALL DIMENSIONS IN METERS EXCEPT AS INDICATED

REST AREA DETAIL

PROJECT NAME: BRATTLEBORO - WESTMINSTER	
PROJECT NUMBER: IM 091-I(41)	
FILE NAME: p9ve20lq008Zpa008.dgn	PLOT DATE: 06-APR-2005 11:5
PROJECT LEADER: WRH	DRAWN BY: JAC
DESIGNED BY:	CHECKED BY: EIS
IPARM NAME: pa008ra01.i	SHEET 15 OF 24

NOT TO SCALE