

# CONSTRUCTION APPROACH SIGNING

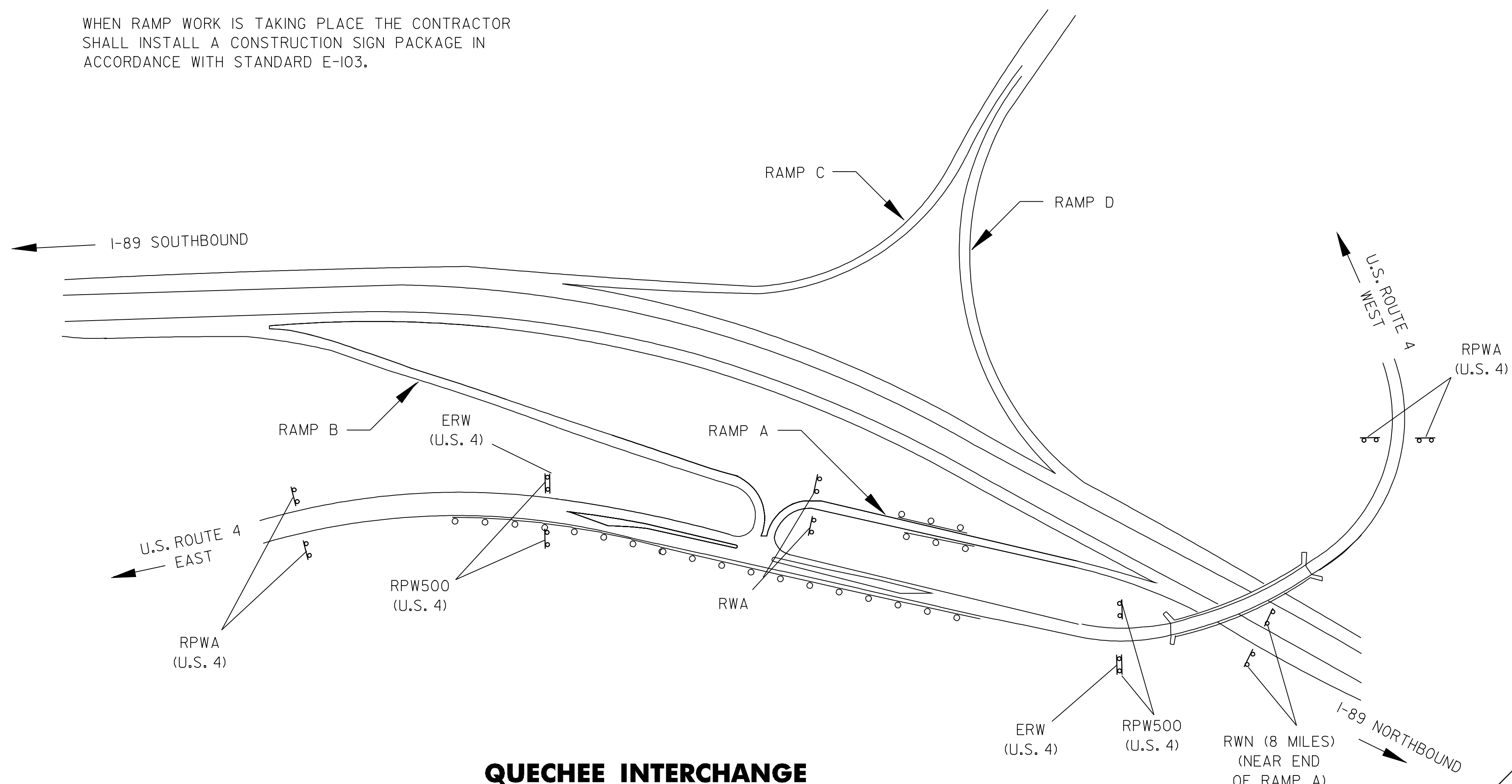
SEE STANDARDS E-100 AND E-103 FOR SIGN PLACEMENT



WHEN RAMP WORK IS TAKING PLACE THE CONTRACTOR SHALL INSTALL A CONSTRUCTION SIGN PACKAGE IN ACCORDANCE WITH STANDARD E-103.

NOTES:

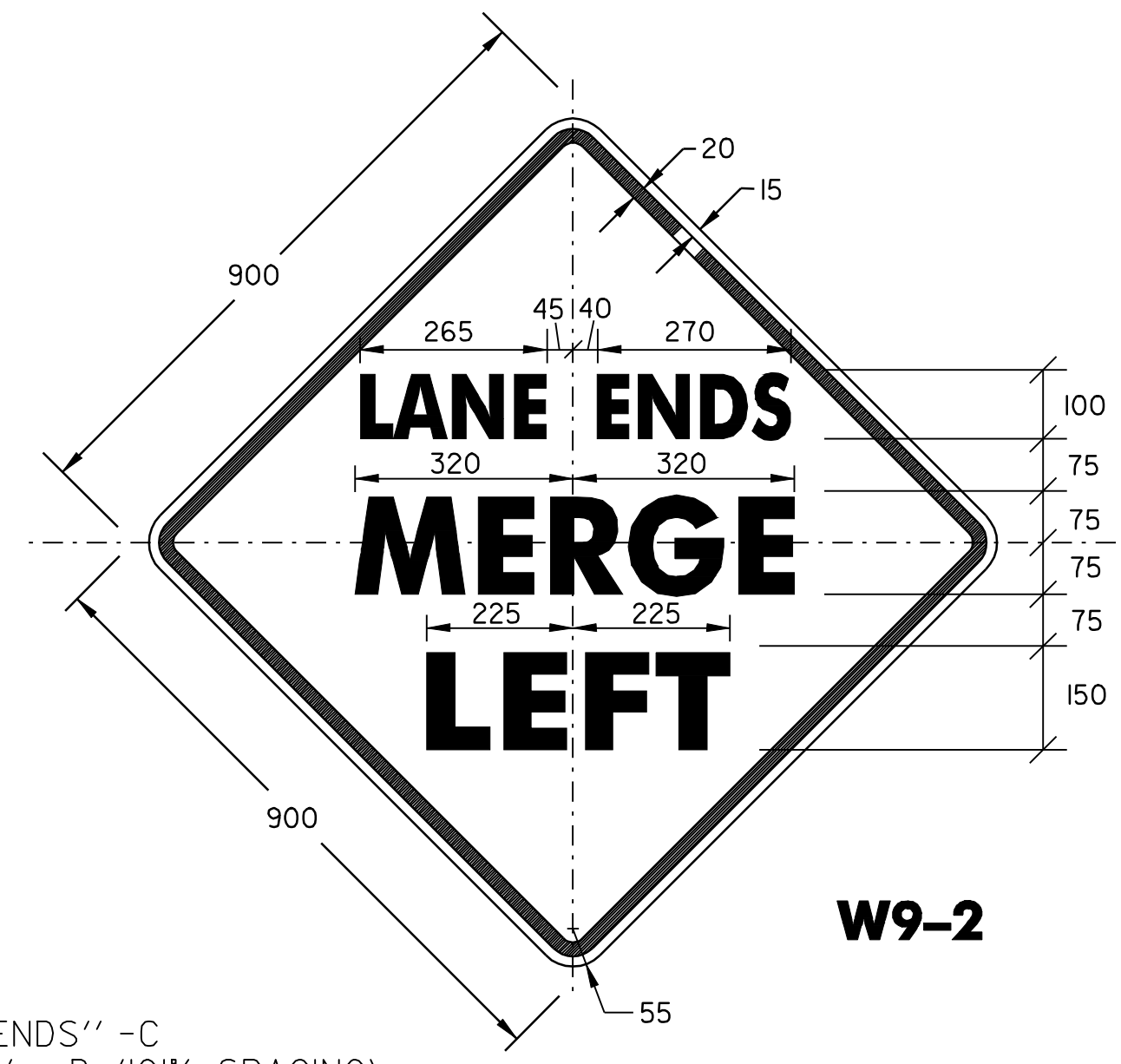
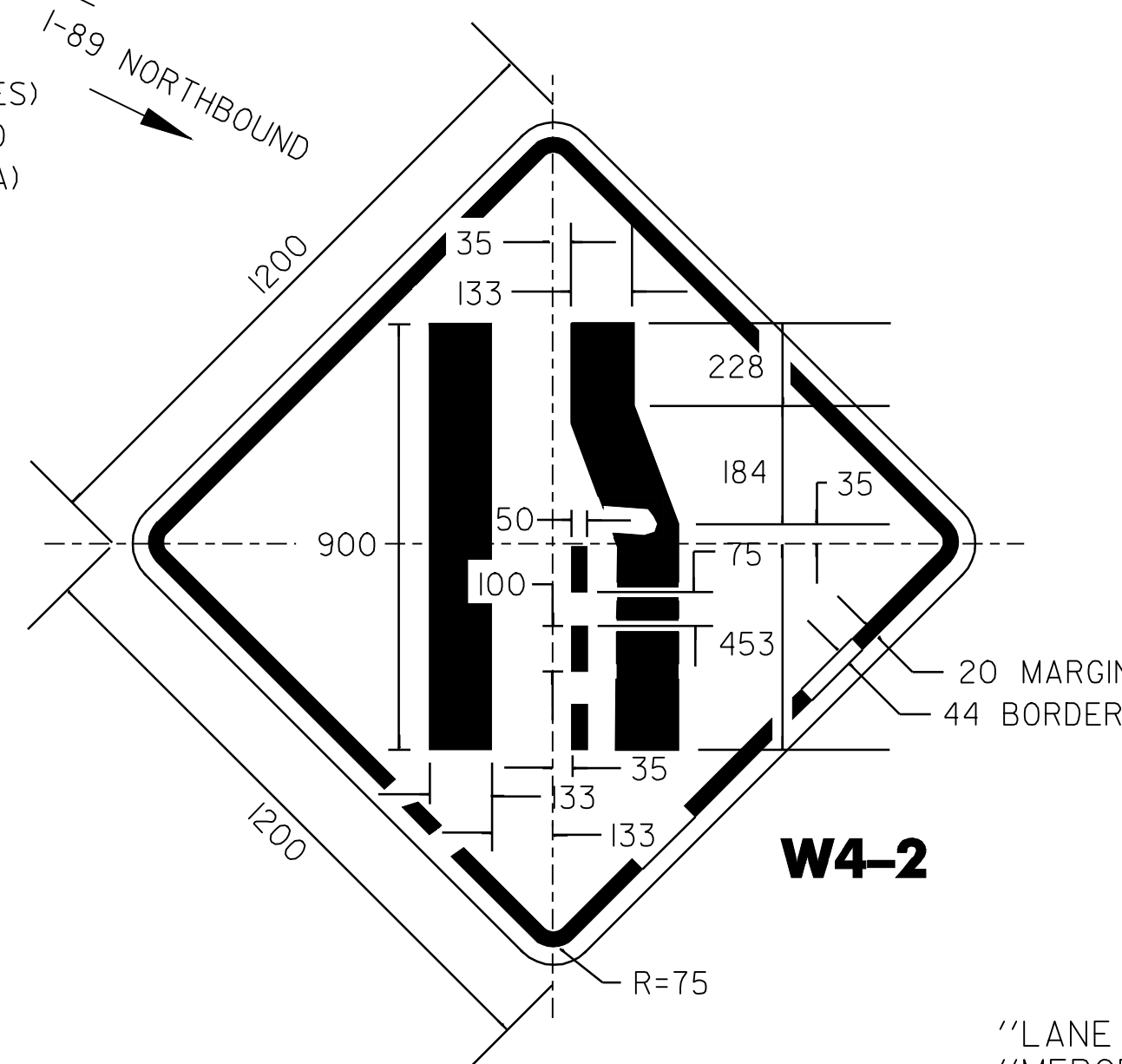
1. THE CONTRACTOR SHALL SUBMIT A TRAFFIC CONTROL PLAN FOR APPROVAL PRIOR TO THE START OF CONSTRUCTION. THE COST OF PREPARING THIS PLAN (AND MAKING CHANGES IF NECESSARY) SHALL NOT BE PAID FOR SEPARATELY BUT SHALL BE CONSIDERED INCIDENTAL TO ITEM 641.10, TRAFFIC CONTROL.
2. ADDITIONAL RAMP SIGNING MAY BE REQUIRED AS DIRECTED BY THE RESIDENT ENGINEER.
3. THE CONTRACTOR SHALL COVER THE CONSTRUCTION SIGNING FOR THE SOUTHBOUND LANES WHEN NO WORK IS EXPECTED TO OCCUR ADJACENT TO THE 1.2 METER SHOULDER, OR AS DIRECTED BY THE RESIDENT ENGINEER.
4. THE BID PRICE FOR TRAFFIC CONTROL SHALL INCLUDE ARROW BOARDS, ALL APPROACH AND ON-PROJECT CONSTRUCTION SIGNING, BARRIERS, BARRELS, CONES, BARRICADES, TEMPORARY REGULATORY AND WARNING SIGNS, AND POSTS AS DETAILED IN STANDARD E-103, MAINLINE TRAFFIC CONTROL - DIVIDED HIGHWAY. ALL ADJUSTING, RELOCATING, AND REMOVING OF THESE DEVICES AS DIRECTED BY THE RESIDENT ENGINEER, SHALL ALSO BE INCLUDED. THE FOLLOWING ITEMS WILL BE PAID UNDER THEIR SPECIFIC BID PRICES:  
646.614, 646.615 AND 646.64 - TEMPORARY PAVEMENT MARKINGS  
630.10, AND 630.15 - UNIFORMED TRAFFIC OFFICERS AND FLAGGERS
5. PORTABLE CHANGEABLE MESSAGE SIGNS WILL BE PROVIDED FOR USE ALONG THIS PROJECT. THE PLACEMENT OF THESE PORTABLE UNITS AS WELL AS THE MESSAGE WILL BE APPROVED BY THE RESIDENT ENGINEER. SUGGESTED LOCATIONS HAVE BEEN INCLUDED ON THIS SHEET. QUANTITIES WILL BE PAID UNDER ITEM 641.15, PORTABLE CHANGEABLE MESSAGE SIGNS.
6. ON STANDARD E-103, SIGN #W4-2 MAY BE REPLACED WITH #W9-2:



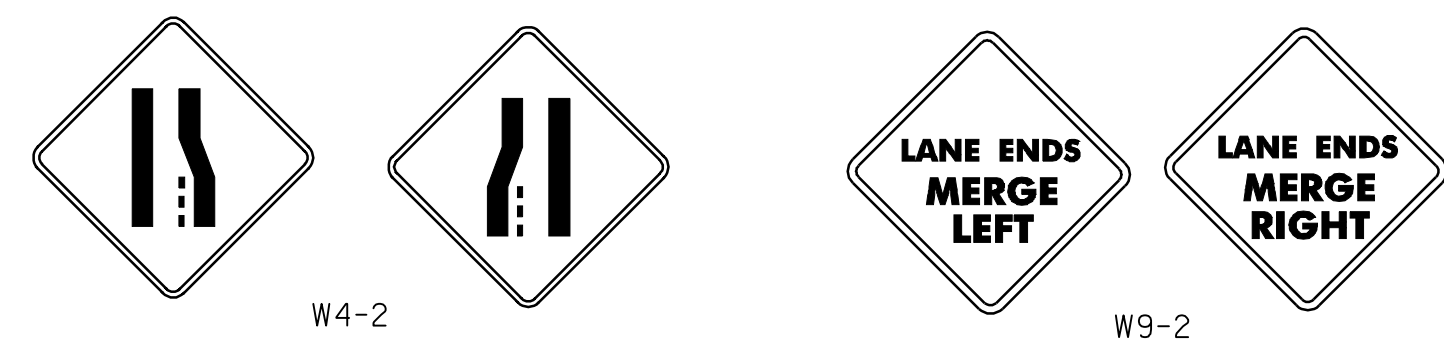
## QUECHEE INTERCHANGE

LIST OF CONSTRUCTION SIGNS AT THE QUECHEE INTERCHANGE

LOCATION	RWA	RWN	ERW	RPWA	RPW500
RAMP A	2	2			
U.S. ROUTE 4			2	4	4
TOTALS	2	2	2	4	4



"LANE ENDS" - C  
"MERGE" - D (101% SPACING)  
"LEFT" - D



LEGEND

- RWA = ROAD WORK AHEAD
  - RPW500 = ROAD WORK 500 FEET
  - RWN = ROAD WORK NEXT 12 MILES (8 MILES AT THE END OF RAMP A AT THE QUECHEE INTERCHANGE)
  - ERW = END ROAD WORK
  - RPWA = RAMP WORK AHEAD
  - RPW500 = RAMP WORK 500 FEET
- NOTE: ALL DIMENSIONS IN MILLIMETERS UNLESS NOTED OTHERWISE.

### CONSTRUCTION APPROACH SIGNING DETAIL # 3

DESIGNED BY	LFW	DATE	10-02
DRAWN BY	LFW	DATE	10-02
DESIGN FILE NO.	/pave/01a028/p01a028.dgn		
PRF FILE	p01a028cs3.1	DATE PLOTTED	31-JAN-2006 13:5
PROJ. NAME	HARTFORD - SHARON		
PROJ. NO.	AC IM 089-1(51)		
SHEET	21	OF	21 SHEETS