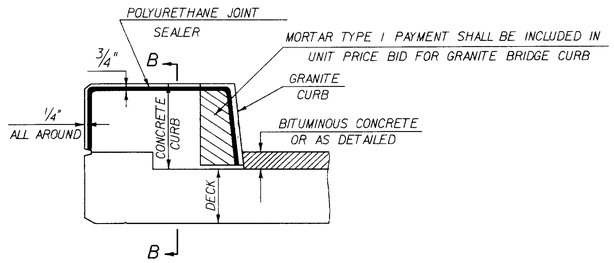

TYPICAL SECTION THROUGH GRANITE AND CONCRETE CURB CONSTRUCTION JOINT

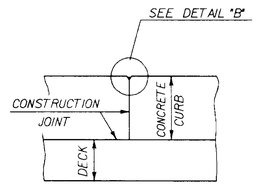

SECTION B - B

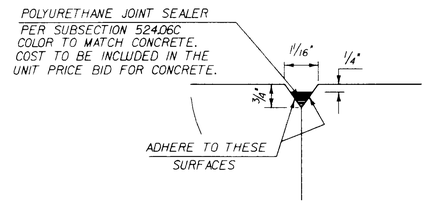

DETAIL "B"

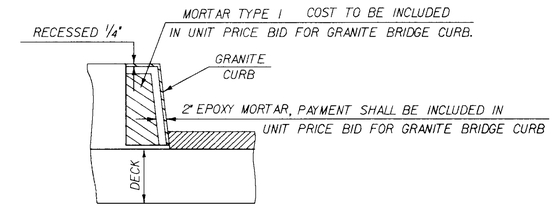

TYPICAL SECTION THROUGH JOINTS BETWEEN PIECES OF GRANITE BRIDGE CURB ONLY

NOTES:

1. CONSTRUCTION JOINTS THROUGH CONCRETE CURBS SHALL BE SPACED MAXIMUM 20'-0 CENTER TO CENTER AND SHALL BE 1'-6 MINIMUM FROM THE CENTER OF THE NEAREST BRIDGE RAIL POST. CONCRETE SHALL BE PLACED IN ALTERNATING SECTIONS WITH A MINIMUM OF 48 HOURS DELAY BETWEEN ADJACENT POURS. EVERY JOINT IN CONCRETE CURB SHALL BE ACCOMPANIED BY A JOINT IN GRANITE BRIDGE CURB.
2. LONGITUDINAL REINFORCING SHALL PASS THROUGH CONCRETE CURB CONSTRUCTION JOINTS.
3. CONSTRUCTION JOINTS THROUGH SIDEWALKS SHALL BE SIMILAR TO CURB CONSTRUCTION JOINTS.

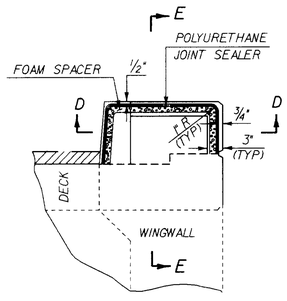

TYPICAL SECTION THROUGH CURB JOINT AT FIXED END OF BRIDGE BETWEEN END OF BRIDGE AND LONGITUDINAL WINGWALL

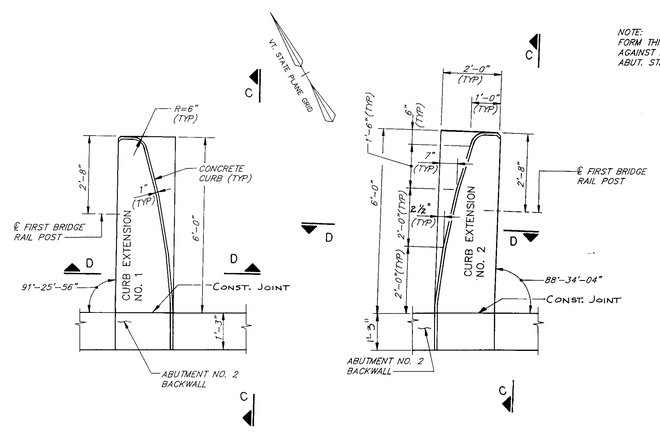

PLAN – CURB EXTENSIONS NO. 1 & NO. 2
1/2"=1'-0"

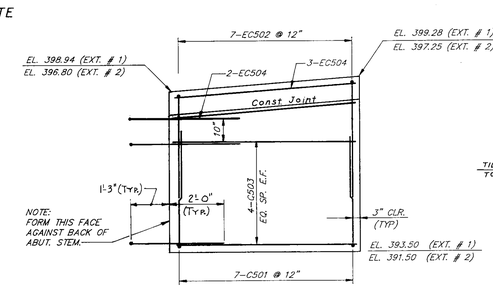

SECTION C–C
1/2"=1'-0"

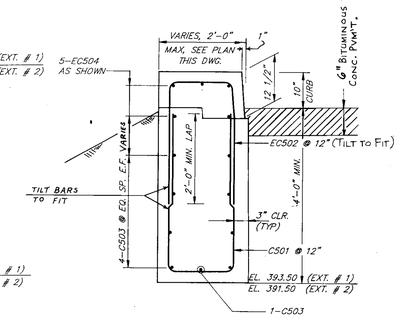

SECTION D–D
3/4"=1'-0"

AS BUILT 5/13/94 KB

STATE OF VERMONT AGENCY OF TRANSPORTATION	
Town Of ESSEX	Bridge No. 14
Highway No. VT. RTE. 289	Log Sta. / Surv. Sta. RAMP 19+00
VT. RTE. 289 "RAMP A" OVER CVRR	
BRIDGE CURB DETAILS	
Designed By – / Checked By RJS Date 10/12/90	Drawn By – / Bridge Design Supervisor MWO Date 10/12/90
PROJECT WILLISTON - COLCHESTER	PROJECT NO. PB 033-1(2)
I.G.C. Info. ZFA:[30,32]83E069DET.DGN	PRF:BRIDGCURB
Bridge Sheet No. BR617	Sheet 206 of 400