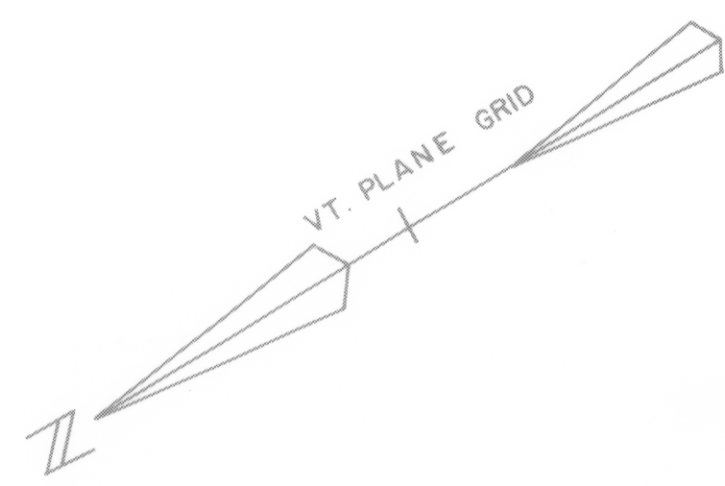


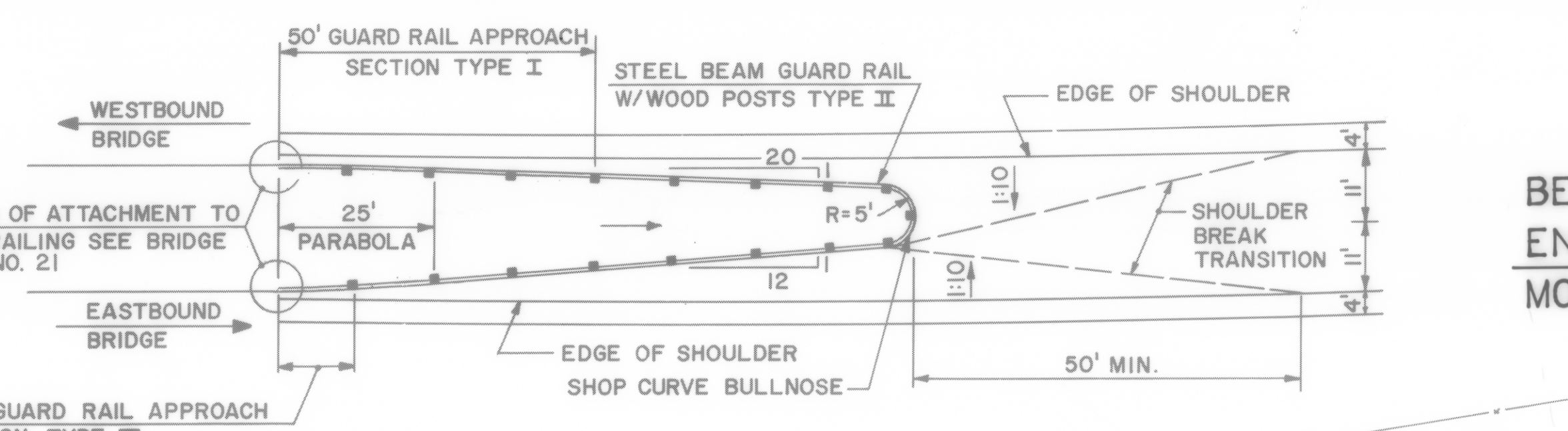
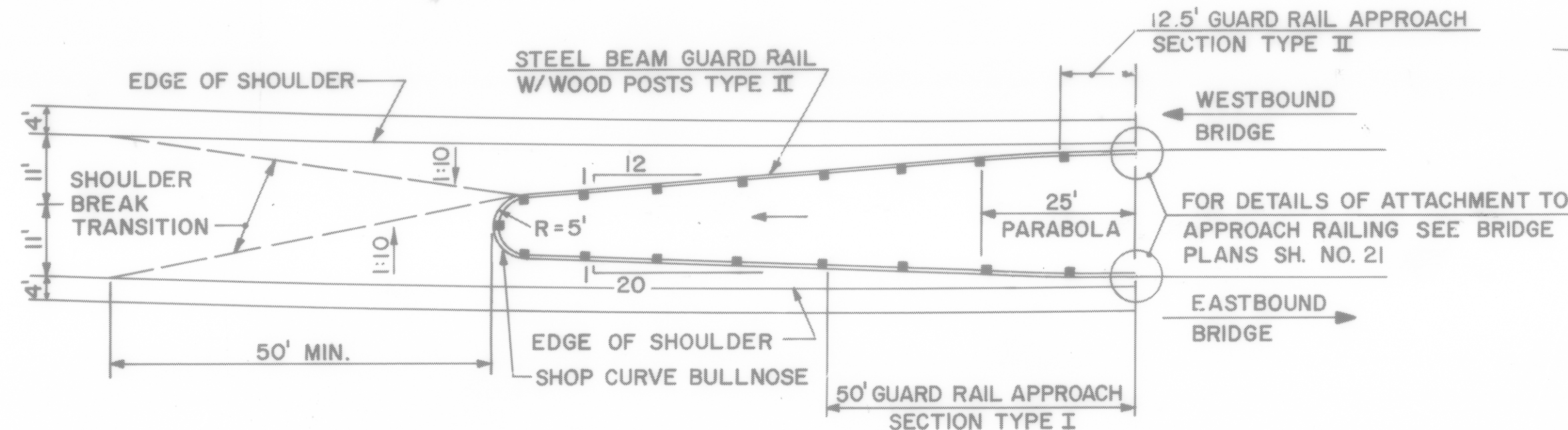
4' HIGH WOVEN WIRE FENCE

RTE 289 STA 761+55, 60' LT - STA 761+85, 145' LT
 RTE 289 STA 761+85, 145' LT - STA 765+50, 90' LT
 RTE 289 STA 761+55, 60' RT - STA 761+75, 155' RT
 RTE 289 STA 761+75, 155' RT - STA 763+50, 110' RT
 RTE 289 STA 763+50, 110' RT - STA 765+50, 100' RT

CURVE #9 DATA RTE 289
 D = 1°08'45.30"
 R = 5000'
 Δ = 26°00'09.54"
 L = 2269.16
 T = 1154.46
 E = 131.53



N 715.750



TYPICAL BULLNOSE GUARD RAIL TREATMENT AT MOUNTAIN VIEW ROAD BRIDGE
 NOT TO SCALE

DATUM
 VERTICAL _____
 HORIZONTAL _____

E 346.500

N 715.750

E 346.250

BEGIN MAINTENANCE AGREEMENT AREA NO. I
END RELINQUISHMENT NO. I
MOUNTAIN VIEW ROAD 18+50 C

BEGIN RELINQUISHMENT NO. I
MOUNTAIN VIEW ROAD 16+00 (250')

BEGIN ROW PROJECT
PB 033-1(1) SECTION 1A
STA. 761+06.32 B

BEGIN ROW PROJECT
PB 033-1(1) SECTION 1B
STA. 761+06.32 B

END ROW PROJECT
PB 033-1(1) SECTION 1A
STA. 761+06.32 B

GUARD RAIL APPROACH SECTION TYPE II (SEE STD. SB-R4B-82)

GUARD RAIL APPROACH SECTION TYPE I (SEE STD. SB-R4B-82)

VERMONT ELECTRIC POWER (VELCO)
 B.M. STA 16+70, 23' LT. MT. VIEW HYDRANT #19 MUE COLLER CO. BOLT 489.53

END RELINQUISHMENT NO. II
MOUNTAIN VIEW ROAD 24+00 C
 STEEL BEAM GUARD RAIL W/ WOOD POSTS
 RTE 289 STA 759+58, LT - STA 760+47, LT MEDIAN
 RTE 289 STA 759+58, RT - STA 760+09, RT MEDIAN
 RTE 289 STA 762+41, LT - STA 763+50, LT
 RTE 289 STA 762+07, LT - STA 763+50, LT
 RTE 289 STA 761+69, RT - STA 762+93, RT MEDIAN
 RTE 289 STA 762+00, RT - STA 764+93, RT MEDIAN

END MAINTENANCE AGREEMENT AREA NO. I
BEGIN RELINQUISHMENT NO. II
MOUNTAIN VIEW ROAD 22+50 C

BEGIN RELINQUISHMENT NO. II
MOUNTAIN VIEW ROAD 22+50 C
 GUARD RAIL APPROACH SECTION, TYPE I
 RTE 289 STA 759+74, RT
 RTE 289 STA 760+09, RT MEDIAN
 RTE 289 STA 761+58, LT MEDIAN
 RTE 289 STA 761+86, LT
 GUARD RAIL APPROACH SECTION, TYPE II
 RTE 289 STA 760+21, LT
 RTE 289 STA 760+47, LT MEDIAN
 RTE 289 STA 761+57, RT MEDIAN
 RTE 289 STA 761+88, RT

NEW 18" x 36" OPTION PIPE W/ 2-18" OPTION ELBOWS
 STA 761+85 LT TO STA 761+70 LT
 NEW 18" x 36" OPTION PIPE W/ 2-18" OPTION ELBOWS
 STA 761+80 C TO STA 761+85 LT
 NEW 18" x 54' OPTION PIPE
 STA 761+70 LT TO STA 765+50 LT
 NEW 18" x 54' OPTION PIPE
 STA 765+00 C TO STA 765+00 LT
 NEW 18" x 92' OPTION PIPE

BREAKAWAY CABLE TENSIONAL FOR STEEL BEAM GUARD RAIL W/ WOOD POSTS (SEE STD G-14)
 STA 761+70 LT TO STA 765+50 LT
 W/ TYPE I STONE FILL
 STA 765+50
 * 763+80
 III' LT
 CONST. EASE (T)
 D.T. (P)

EDGE OF SHOULDER
 STA 761+85 LT TO STA 761+70 LT
 NEW 18" x 36" OPTION PIPE W/ 2-18" OPTION ELBOWS
 STA 761+80 C TO STA 761+85 LT
 NEW 18" x 54' OPTION PIPE
 STA 761+70 LT TO STA 765+50 LT
 NEW 18" x 54' OPTION PIPE
 STA 765+00 C TO STA 765+00 LT
 NEW 18" x 92' OPTION PIPE

EDGE OF RAIL
 STA 761+85 LT TO STA 761+70 LT
 NEW 18" x 36" OPTION PIPE W/ 2-18" OPTION ELBOWS
 STA 761+80 C TO STA 761+85 LT
 NEW 18" x 54' OPTION PIPE
 STA 761+70 LT TO STA 765+50 LT
 NEW 18" x 54' OPTION PIPE
 STA 765+00 C TO STA 765+00 LT
 NEW 18" x 92' OPTION PIPE

EDGE OF RAIL
 STA 761+85 LT TO STA 761+70 LT
 NEW 18" x 36" OPTION PIPE W/ 2-18" OPTION ELBOWS
 STA 761+80 C TO STA 761+85 LT
 NEW 18" x 54' OPTION PIPE
 STA 761+70 LT TO STA 765+50 LT
 NEW 18" x 54' OPTION PIPE
 STA 765+00 C TO STA 765+00 LT
 NEW 18" x 92' OPTION PIPE

EDGE OF RAIL
 STA 761+85 LT TO STA 761+70 LT
 NEW 18" x 36" OPTION PIPE W/ 2-18" OPTION ELBOWS
 STA 761+80 C TO STA 761+85 LT
 NEW 18" x 54' OPTION PIPE
 STA 761+70 LT TO STA 765+50 LT
 NEW 18" x 54' OPTION PIPE
 STA 765+00 C TO STA 765+00 LT
 NEW 18" x 92' OPTION PIPE

EDGE OF RAIL
 STA 761+85 LT TO STA 761+70 LT
 NEW 18" x 36" OPTION PIPE W/ 2-18" OPTION ELBOWS
 STA 761+80 C TO STA 761+85 LT
 NEW 18" x 54' OPTION PIPE
 STA 761+70 LT TO STA 765+50 LT
 NEW 18" x 54' OPTION PIPE
 STA 765+00 C TO STA 765+00 LT
 NEW 18" x 92' OPTION PIPE

EDGE OF RAIL
 STA 761+85 LT TO STA 761+70 LT
 NEW 18" x 36" OPTION PIPE W/ 2-18" OPTION ELBOWS
 STA 761+80 C TO STA 761+85 LT
 NEW 18" x 54' OPTION PIPE
 STA 761+70 LT TO STA 765+50 LT
 NEW 18" x 54' OPTION PIPE
 STA 765+00 C TO STA 765+00 LT
 NEW 18" x 92' OPTION PIPE

EDGE OF RAIL
 STA 761+85 LT TO STA 761+70 LT
 NEW 18" x 36" OPTION PIPE W/ 2-18" OPTION ELBOWS
 STA 761+80 C TO STA 761+85 LT
 NEW 18" x 54' OPTION PIPE
 STA 761+70 LT TO STA 765+50 LT
 NEW 18" x 54' OPTION PIPE
 STA 765+00 C TO STA 765+00 LT
 NEW 18" x 92' OPTION PIPE

EDGE OF RAIL
 STA 761+85 LT TO STA 761+70 LT
 NEW 18" x 36" OPTION PIPE W/ 2-18" OPTION ELBOWS
 STA 761+80 C TO STA 761+85 LT
 NEW 18" x 54' OPTION PIPE
 STA 761+70 LT TO STA 765+50 LT
 NEW 18" x 54' OPTION PIPE
 STA 765+00 C TO STA 765+00 LT
 NEW 18" x 92' OPTION PIPE

EDGE OF RAIL
 STA 761+85 LT TO STA 761+70 LT
 NEW 18" x 36" OPTION PIPE W/ 2-18" OPTION ELBOWS
 STA 761+80 C TO STA 761+85 LT
 NEW 18" x 54' OPTION PIPE
 STA 761+70 LT TO STA 765+50 LT
 NEW 18" x 54' OPTION PIPE
 STA 765+00 C TO STA 765+00 LT
 NEW 18" x 92' OPTION PIPE

EDGE OF RAIL
 STA 761+85 LT TO STA 761+70 LT
 NEW 18" x 36" OPTION PIPE W/ 2-18" OPTION ELBOWS
 STA 761+80 C TO STA 761+85 LT
 NEW 18" x 54' OPTION PIPE
 STA 761+70 LT TO STA 765+50 LT
 NEW 18" x 54' OPTION PIPE
 STA 765+00 C TO STA 765+00 LT
 NEW 18" x 92' OPTION PIPE

EDGE OF RAIL
 STA 761+85 LT TO STA 761+70 LT
 NEW 18" x 36" OPTION PIPE W/ 2-18" OPTION ELBOWS
 STA 761+80 C TO STA 761+85 LT
 NEW 18" x 54' OPTION PIPE
 STA 761+70 LT TO STA 765+50 LT
 NEW 18" x 54' OPTION PIPE
 STA 765+00 C TO STA 765+00 LT
 NEW 18" x 92' OPTION PIPE

EDGE OF RAIL
 STA 761+85 LT TO STA 761+70 LT
 NEW 18" x 36" OPTION PIPE W/ 2-18" OPTION ELBOWS
 STA 761+80 C TO STA 761+85 LT
 NEW 18" x 54' OPTION PIPE
 STA 761+70 LT TO STA 765+50 LT
 NEW 18" x 54' OPTION PIPE
 STA 765+00 C TO STA 765+00 LT
 NEW 18" x 92' OPTION PIPE

R.O.W. PLANS

SURVEYED BY	PINKHAM ENG.	DATE	8-87
DRAWN BY	D.R.O.	DATE	6-89
TRACED BY	J.B.C./C.S.L.	DATE	6-89
VERMONT ROUTE 289 (F.A.P.)			
TOWN OF WILLISTON			
PROJ. WILLISTON	NO. PB 033-1(1)		
CHESTER	COLCHESTER		
SHEET 13	OF 26		