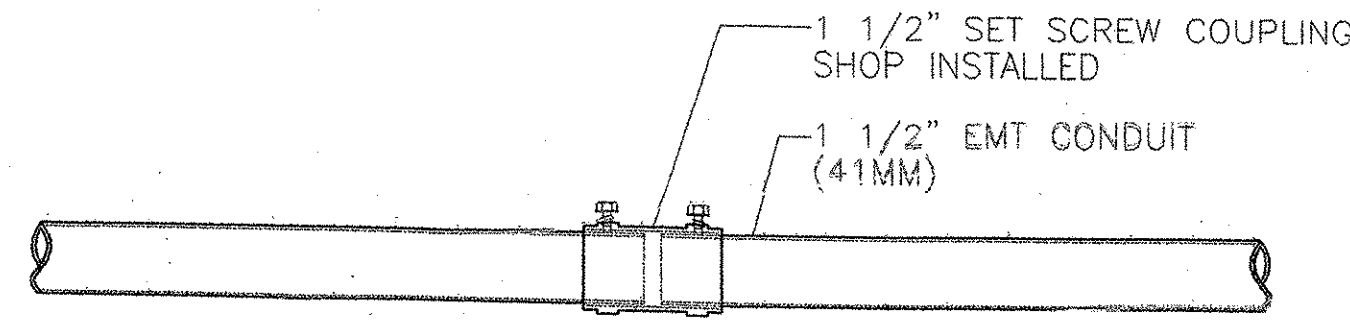
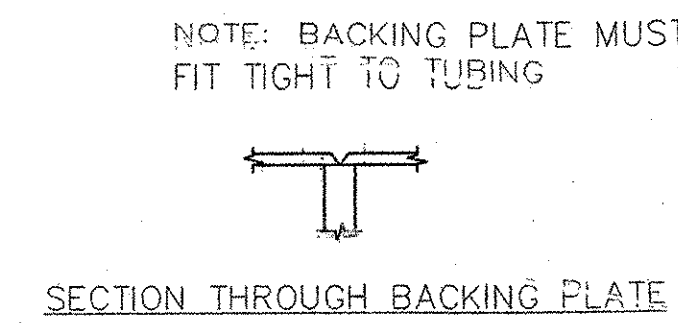


CONDUIT ATTACHMENT DETAIL

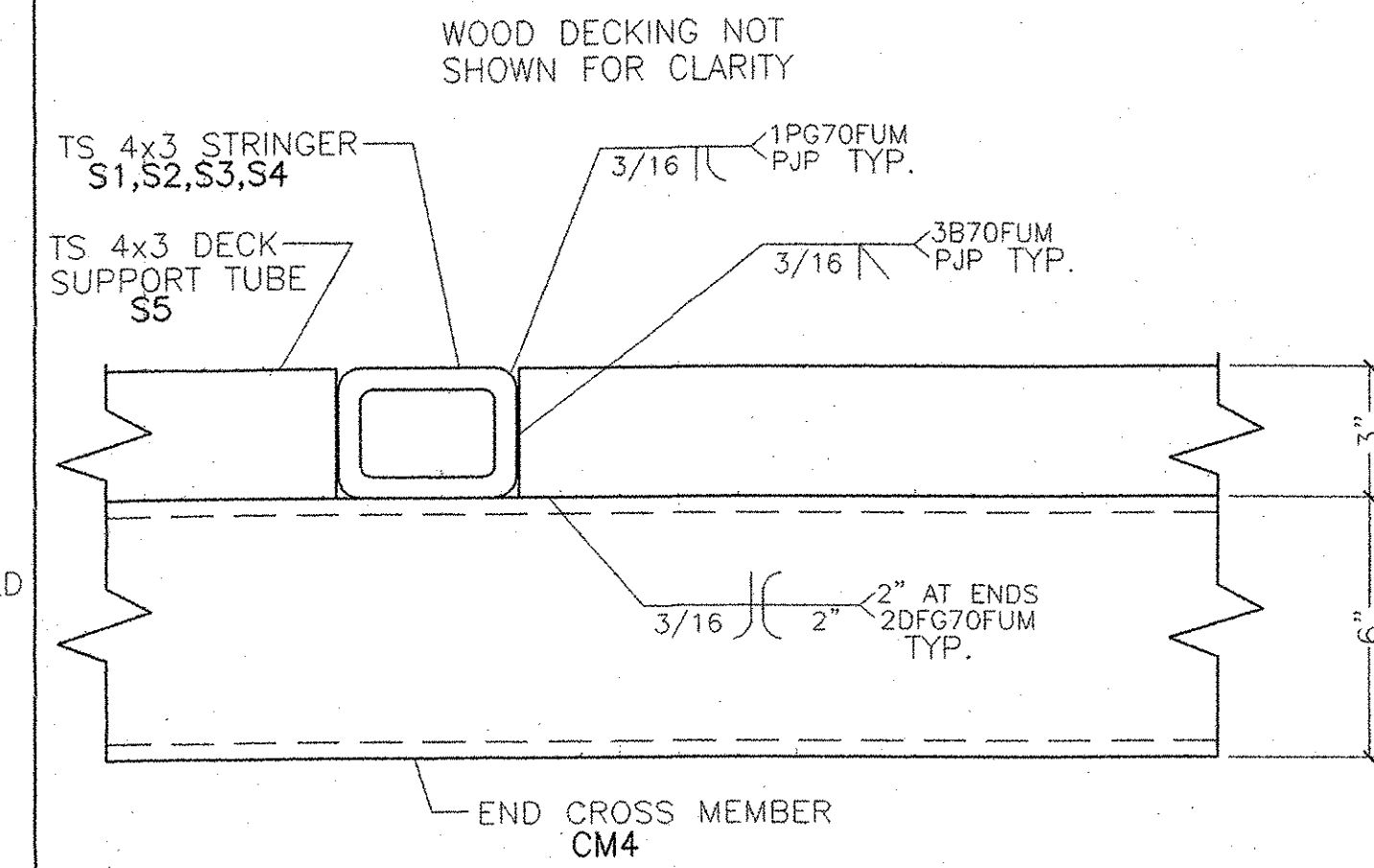


NOTE:
SET SCREW COUPLING MUST BE INSTALLED
NO MORE THAN 8" FROM CROSS MEMBER
OTHERWISE AS NEEDED.

CONDUIT SPLICE DETAIL



ALL LOCATIONS AS REQUIRED IN SHOP TYP.



ENLARGED VIEW
3" = 1'-0"

15
B3.1

ENLARGED VIEW
3" = 1'-0"

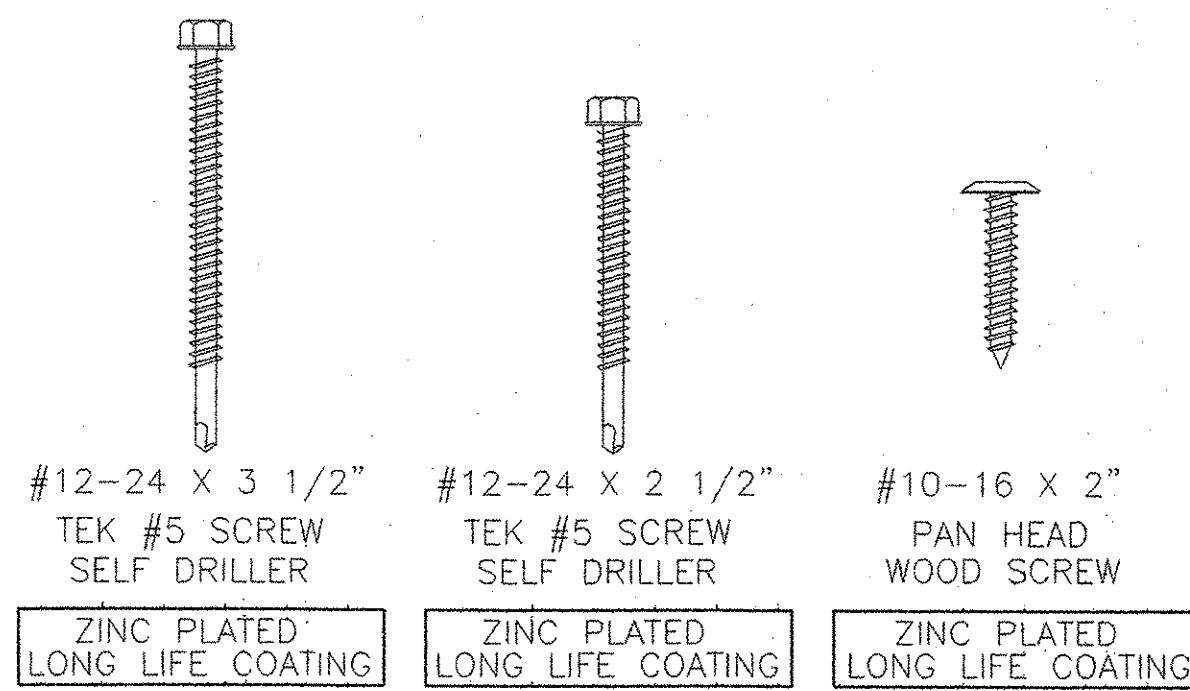
16
B3.1

ENLARGED VIEW
3" = 1'-0"


17
B3.1 TYPICAL SHOP SPLICE DETAIL FOR TUBING
N.T.S.

18
B3.1

ENLARGED VIEW
3" = 1'-0"



BRIDGE FASTENERS
N.T.S.



WHITCOMB CONSTR.
WHETSTONE BROOK PATH
PEDESTRIAN BRIDGE
BEDFORD, VT

REV.	DATE	REVISIONS
0	1/8/04	FOR OWNER APPROVAL
1	1/27/04	CUSTOMER CHANGES
2	9/3/04	RE-SUBMITTAL
3	10/12/04	RE-SUBMITTAL
5	1/7/05	AS MANUFACTURED

BIG R
MANUFACTURING, LLC
PO BOX 1290
GREELEY, COLORADO
PO: (970) 358 9600
FAX: (970) 358 9641

DRAWN: MDS
DATE: 1/7/04
CHECKED: SFP
DATE: 1/8/04
APPROVED: SFP

REV. 5

PROJECT NO. 24-115E

SHEET NO. B3.1

