





TRAFFIC SIGN SUMMARY SHEET

RAILROAD MILEMARKER	SIGN LEGEND	SIGN DIMENSIONS		NEW & SALVAGED SIGNS			EXIST POSTS				NEW SIGN POSTS				MUTCD/SHS SIGN CODE
		EACH	WIDTH (in.)	HEIGHT (in.)	"A"	"B"	SALV SIGN	S L A L V A G E S	N O P P O S	S Q U A R E S T E E L (in.)		A N C H O R S	S L E E V E S		
										1.75	2			2.5	
										lb/ft					
12.43		1	18	18	2.25				1	X		X			R1-1
14.96		1	18	18	2.25				1	X		X			R1-1
17.56		1	18	18	2.25				1	X		X			R1-1
21.36		1	18	18	2.25				1	X		X			R1-1
		TOTALS			9				40						

FINAL POST LENGTHS ARE TO BE DETERMINED IN THE FIELD. POST SIZES ARE COMPUTED BASED ON INFORMATION FURNISHED ON THE STANDARD SHEETS AND THE VTRANS "SIGN POST DESIGN GUIDELINE."

PROJECT NAME/NUMBER: STATEWIDE STP NWRT(1)
PROJECT LEADER: ION KAPLAN
CHECKED BY: SUE SCRIBNER SHEET 10 OF 20