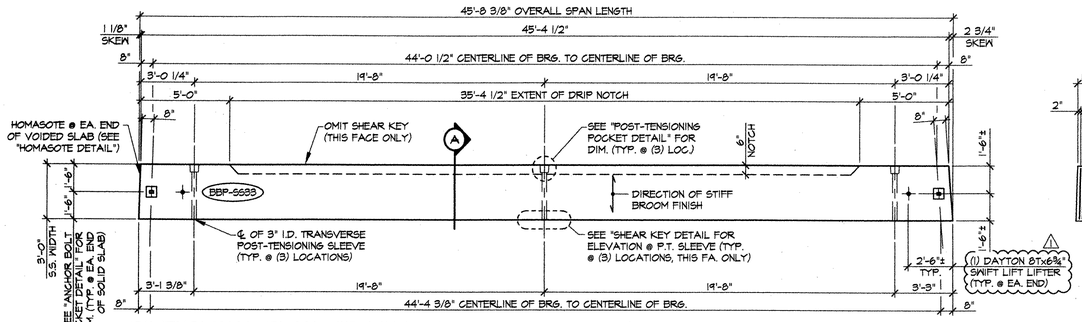


## DIMENSIONAL PLAN VIEW IN FORM

1/4" = 1'-0"

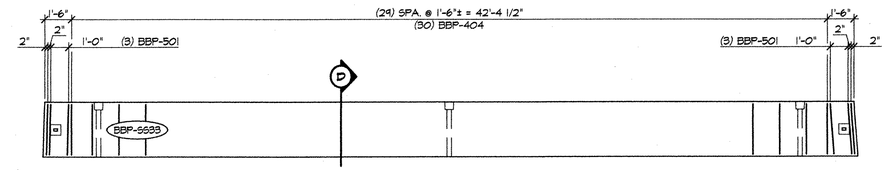


## REINFORCING PLAN VIEW IN FORM

1/4" = 1'-0"

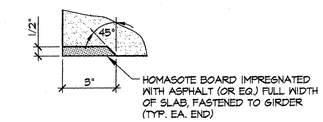


## HOMASOTE DETAIL

3" = 1'-0"

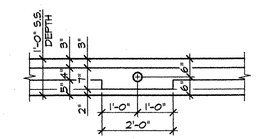


## SHEAR KEY DETAIL

1/2" = 1'-0"

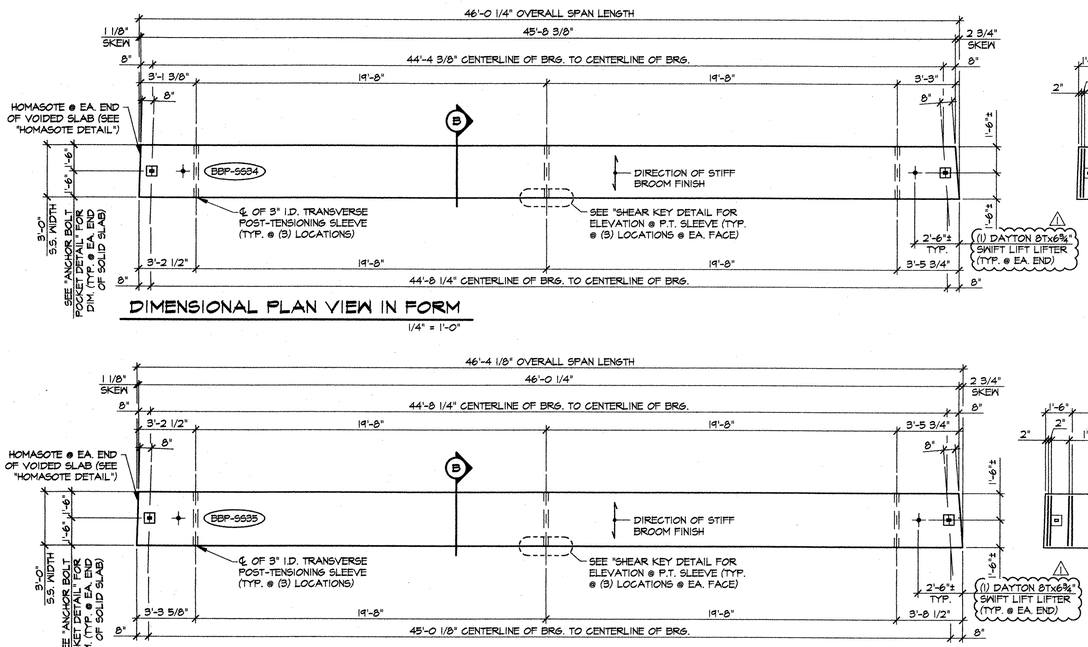


## DIMENSIONAL PLAN VIEW IN FORM

1/4" = 1'-0"

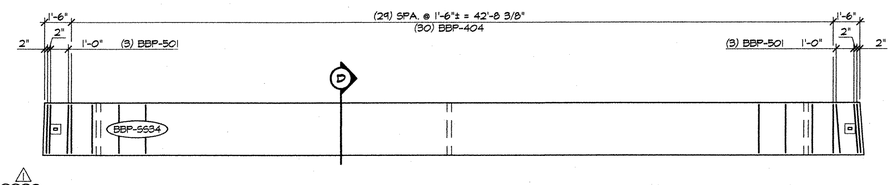


## REINFORCING PLAN VIEW IN FORM

1/4" = 1'-0"

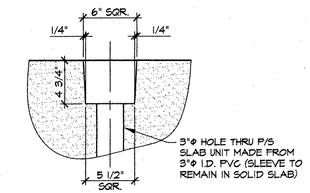


## POST-TENSIONING POCKET DETAIL

1 1/2" = 1'-0"

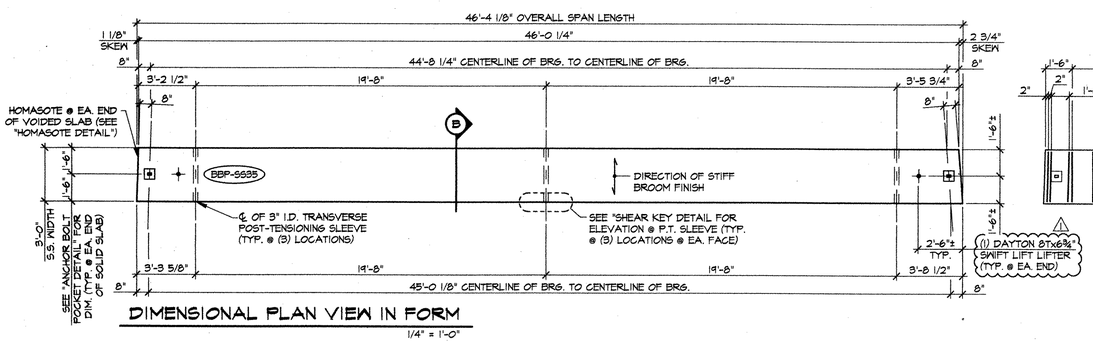


## DIMENSIONAL PLAN VIEW IN FORM

1/4" = 1'-0"

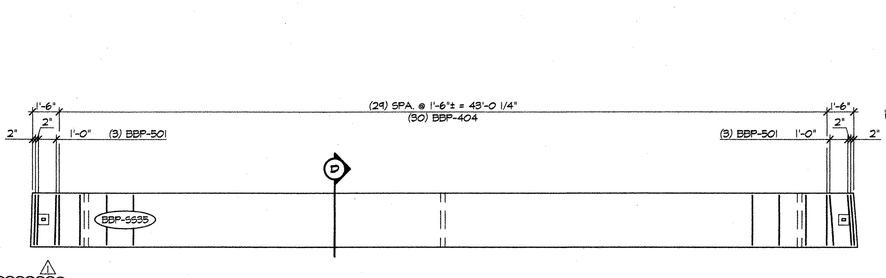


## REINFORCING PLAN VIEW IN FORM

1/4" = 1'-0"

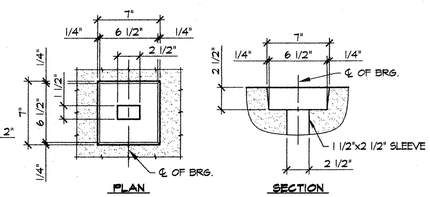


## ANCHOR BOLT POCKET DETAIL

1 1/2" = 1'-0"

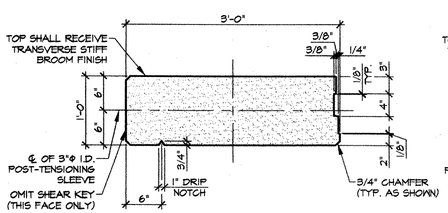


## A DIMENSIONAL SECTION

1" = 1'-0"

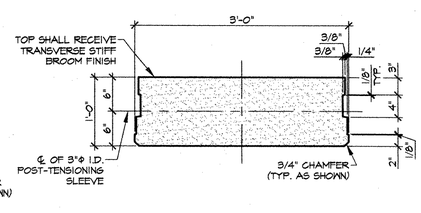


## B DIMENSIONAL SECTION

1" = 1'-0"

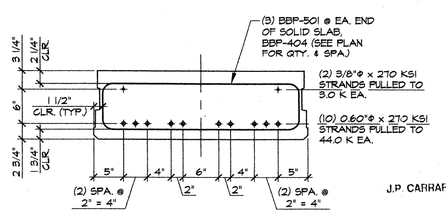


## D REINFORCING SECTION

1" = 1'-0"

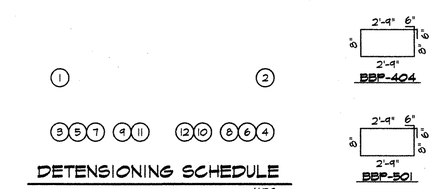





## DETENSIONING SCHEDULE

N.T.S.

| MARK: BBP-5633 | QTY.: 1 | WT.: 10.07 T | VOL.: 4.97 cy | 1 f'ci = 4,000 PSI f'c = 6,000 PSI |
|---|---|---|---|---|
| MARK: BBP-5634 | QTY.: 1 | WT.: 9.99 T | VOL.: 4.93 cy | |
| MARK: BBP-5635 | QTY.: 1 | WT.: 10.06 T | VOL.: 4.97 cy | |

MATERIAL LIST / SOLID SLAB

| ITEM | MARK | DESCRIPTION | QTY./SLAB 5633 | 5634 | 5635 |
|---|---|---|---|---|---|
| 1 | 404 | #4 BENT BAR | 30 | 30 | 30 |
| 2 | 501 | #5 BENT BAR | 6 | 6 | 6 |
| 3 | | | | | |
| 4 | 1 | DAYTON 8T x 6 3/4" SWIFT LIFT LIFTER | 2 | 2 | 2 |
| 5 | | | | | |

1 11-11-03 REVISED AS NOTED

APPROVAL STAMP:

RECEIVED
OK'D BY YGM OK'D BY
NOV 14 2003
RESUBMIT APPROVED
BY DATE 12/3/03

J.P. CARRARA & SONS, INC.
Precast & Prestress Manufacturer
2464 CASE STR., MIDDLEBURY, VERMONT 05753 Phone:(802)388-6361 Fax:(802)388-9010

KUBRICKY CONSTRUCTION CORP.
CONTRACTOR
GLENS FALLS, NEW YORK

STATE OF VERMONT
AGENCY OF TRANSPORTATION

TOWN OF COLCHESTER
PROJECT NUMBER: STP BIKE (48)

P/S SOLID SLAB DETAILS

DATE: SEPT. 26, 2003
SCALE: NOTED
CHKD: DFTM: B.L.
JOB NO: 23169-03
DWG. NO: SS12
11

J.P. CARRARA & SONS, INC.
NOV 12 2003
ISSUED FOR PRODUCTION

F:\VT-Bridges\23169-03 Burlington Bike Path\23169-SS12.dwg, 11/12/2003 09:33:54 AM