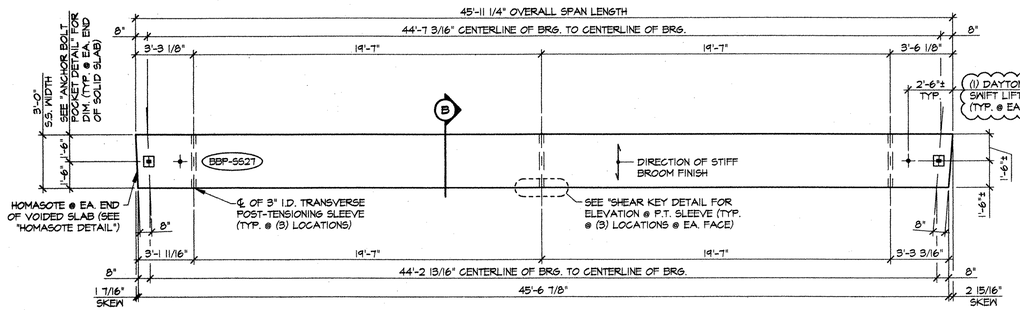

DIMENSIONAL PLAN VIEW IN FORM
1/4" = 1'-0"

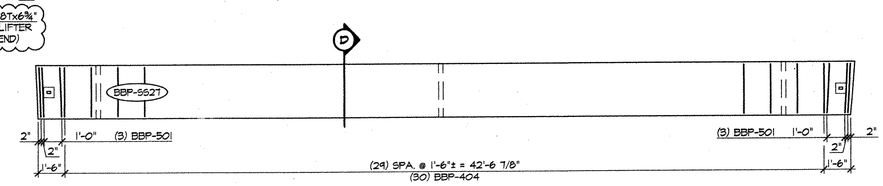

REINFORCING PLAN VIEW IN FORM
1/4" = 1'-0"

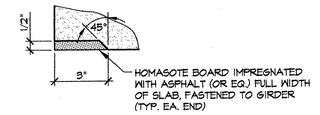

HOMASOTE DETAIL
3" = 1'-0"

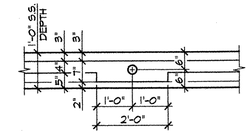

SHEAR KEY DETAIL
1/2" = 1'-0"

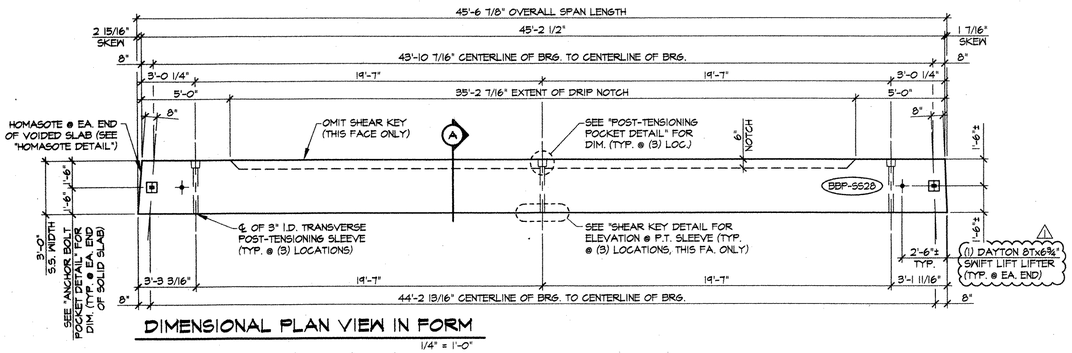

DIMENSIONAL PLAN VIEW IN FORM
1/4" = 1'-0"

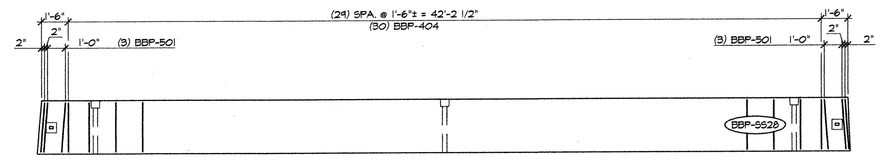

REINFORCING PLAN VIEW IN FORM
1/4" = 1'-0"

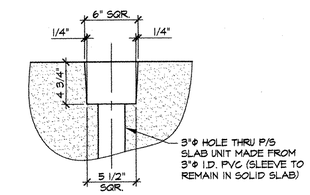

POST-TENSIONING POCKET DETAIL
1 1/2" = 1'-0"

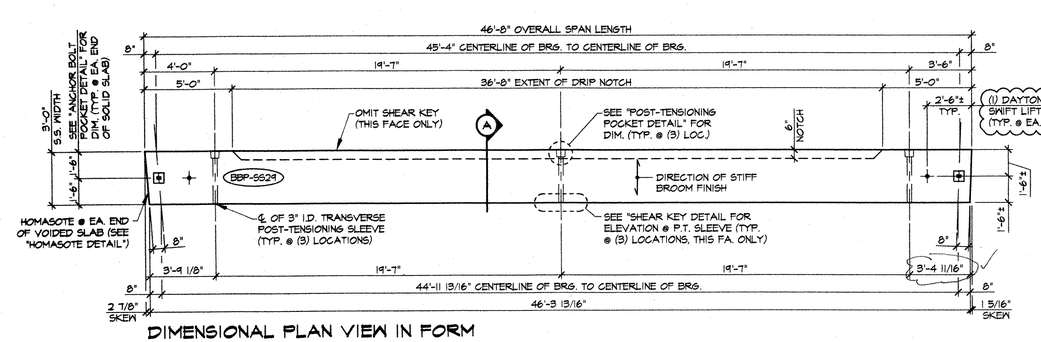

DIMENSIONAL PLAN VIEW IN FORM
1/4" = 1'-0"

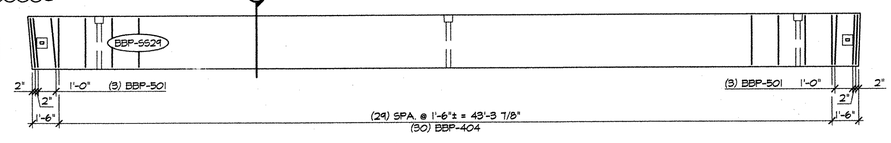

REINFORCING PLAN VIEW IN FORM
1/4" = 1'-0"

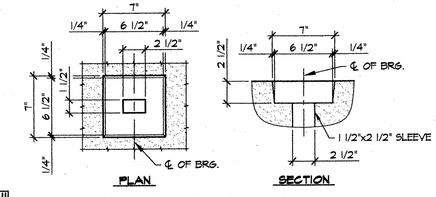

ANCHOR BOLT POCKET DETAIL
1 1/2" = 1'-0"

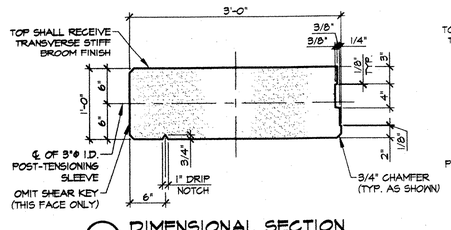

A DIMENSIONAL SECTION
1" = 1'-0"

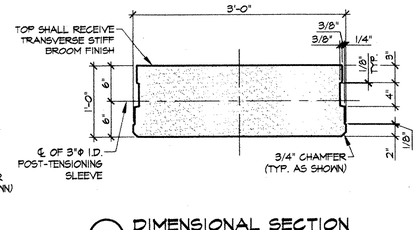

B DIMENSIONAL SECTION
1" = 1'-0"

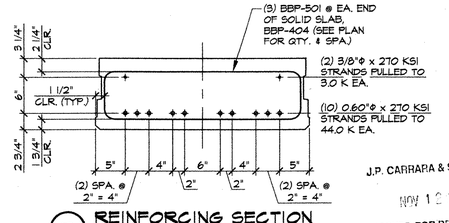

D REINFORCING SECTION
1" = 1'-0"

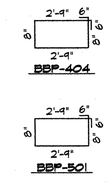

DETENSIONING SCHEDULE
N.T.S.

MARK: BBP-SS27	QTY.: 1	WT.: 9.97 T	VOL.: 4.92 cy	△ f'ci = 4,000 PSI f'c = 6,000 PSI
MARK: BBP-SS28	QTY.: 1	WT.: 10.04 T	VOL.: 4.96 cy	
MARK: BBP-SS29	QTY.: 1	WT.: 10.28 T	VOL.: 5.08 cy	

MATERIAL LIST / SOLID SLAB

ITEM	MARK	DESCRIPTION	QTY./SLAB SS27	SS28	SS29
1	404	#4 BENT BAR	30	30	30
2	501	#5 BENT BAR	6	6	6
3					
4	△	DAYTON 8T x 6 3/4" SWIFT LIFT LIFTER	2	2	2
5					

△ 11-11-03 REVISED AS NOTED

APPROVAL STAMP:

RECEIVED
CK'D BY 17 DATE 11/21 CK'D BY
NOV 14 2003
RESUBMIT APPROVED
BY DATE 12/3/03

J.P. CARRARA & SONS, INC.
NOV 12 2003
ISSUED FOR PRODUCTION

J.P. CARRARA & SONS INC.
Precast & Prestress Manufacturer
2464 CASE STR., MIDDLEBURY, VERMONT 05753 Phone:(802)388-6361 Fax:(802)388-9010

KUBRICKY CONSTRUCTION CORP.
CONTRACTOR
GLENS FALLS, NEW YORK

STATE OF VERMONT
AGENCY OF TRANSPORTATION

TOWN OF COLCHESTER
PROJECT NUMBER: STP BIKE (48)

P/S SOLID SLAB DETAILS

DATE: SEPT. 26, 2003
SCALE: NOTED
CHKD: DFTM: B.L.
JOB NO: 23169-03
DWG. NO: SS10
109

F:\VT-Bridges\23169-03 Burlington Bike Path\23169-SS10.dwg, 11/12/2003 09:20:06 AM