RIVERSIDE FAB, INC.

PROJECT PED. BRIDGE – W. RUTLAND RFC./RT. RFC 598

BILL OF MATERIAL ☐ CUTTING LIST ☐ SHIP NOTICE ☐

RECD. BY _____ DATE _____

QTY.	MARK	DESCRIPTION	LENGTH FT.	LENGTH IN.	REMARKS
130	B1A	BAR 1 'A' 1x1/4"	3	2 1/2	ROUND & SQ HOLES
4	B1B	BAR 1 'B' 1x1/4"	2	6 11/16	ROUND & SQ HOLES
4	B1C	BAR 1 'C' 1x1/4"	1	0	
130	B2A	BAR 2 'A' 1x1/4"	3	5	
4	B2B	BAR 2 'B' 1x1/4"	2	7 7/8	
4	B2C	BAR 2 'C' 1x1/4"	1	0 7/16	
4	–	TOP & BOTTOM RAIL	63	0 1/4	L 2 1/2x2 1/2x5/16"; SQ HOLES
4	–	END RAIL	2	9 1/4	L 2 1/2x2 1/2x5/16"; SQ HOLES
26	–	2" SCH XXS POST	4	6	4" OF 2 1/4" THD ONE END & 3 HOLES
2	–	1 1/2"x1/4" SPLICE PLATE	–	7 1/8	
13	N1	2 1/4" NUT	–	–	BORE 2 7/16"ø & SPLIT IN HALF
13	N2	2 1/4" NUT	–	–	SPLIT IN HALF
26	–	2 1/4" WASHER	–	–	
272	–	3/8"ø CARRIAGE BOLT	–	1	w/ NUT & WASHER
224	–	3/8"ø CARRIAGE BOLT	–	1 1/4	w/ NUT & WASHER
54	–	3/8"ø CARRIAGE BOLT	–	1 1/2	w/ NUT & WASHER
54	–	3/8"ø CARRIAGE BOLT	–	4	w/ (2) NUTS & WASHER
26	–	3/8"ø CARRIAGE BOLT	–	4 1/4	w/ (2) NUTS & WASHER
134	–	ORNAMENTAL "WASHER"	KING ARCH. METAL #45-084-R – DRILL 5/8"ø FOR CARRIAGE BOLT		

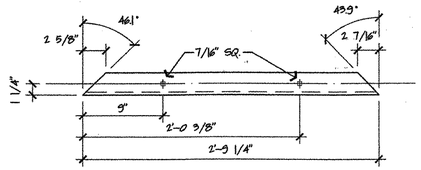

3 END RAIL (4) REQD L 2 1/2"x2 1/2"x5/16
SCALE: 1 1/2"=1'-0"

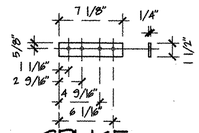

SPLICE PLATE (2) REQD 1 1/2x1/4" PL.
SCALE: 1 1/2"=1'-0"

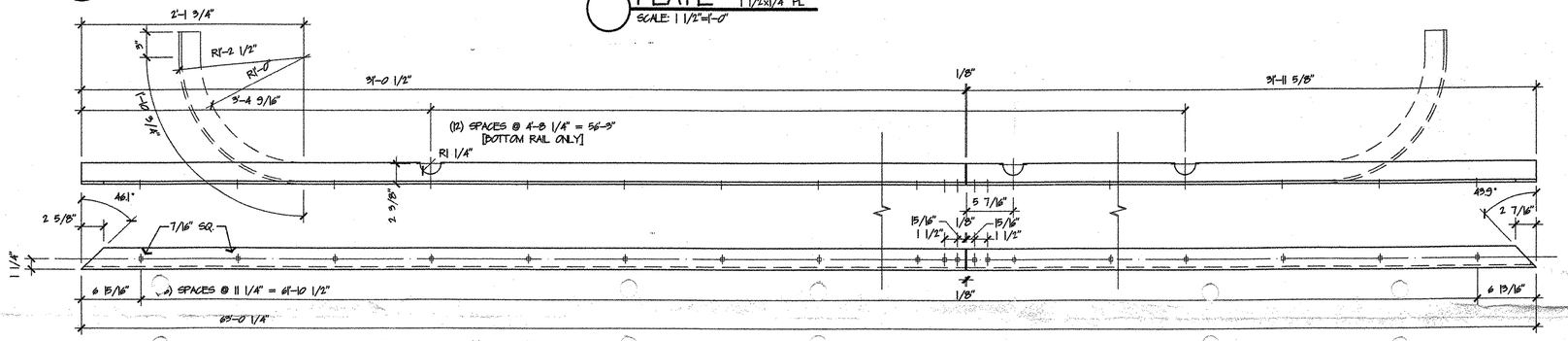

2 TOP & BOT. RAIL BOT. RAIL SHOWN, (2) EA REQD L 2 1/2"x2 1/2"x5/16
SCALE: 1 1/2"=1'-0"

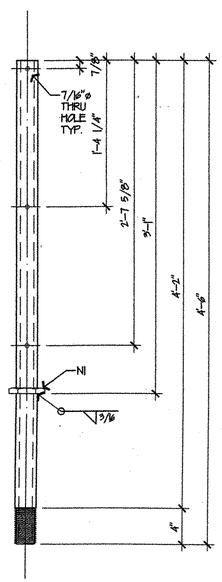

1 POST (26) REQD 2" SCH XXS
SCALE: 1 1/2"=1'-0"

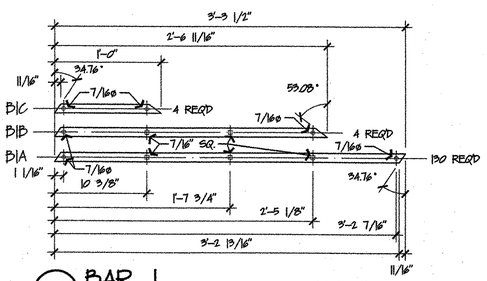

5 BAR 1 1x1/4" BAR
SCALE: 1 1/2"=1'-0"

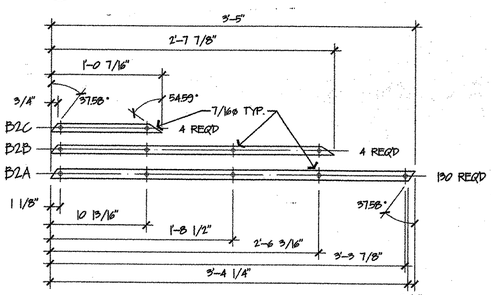

4 BAR 2 1x1/4" BAR
SCALE: 1 1/2"=1'-0"

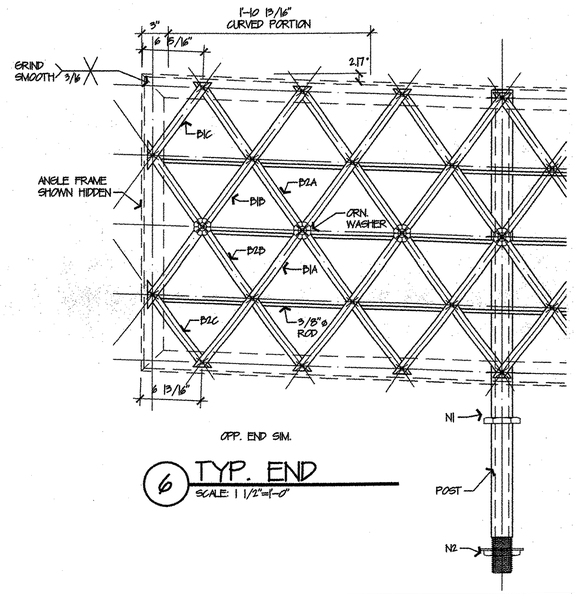

6 TYP. END
SCALE: 1 1/2"=1'-0"

☐ NO EXCEPTION TAKEN ☐ REJECTED

CLOUGH HARBOUR & ASSOCIATES LLP ENGINEERS, SURVEYORS, PLANNERS & LANDSCAPE ARCHITECTS

DATE _____ BY _____

☑ NO EXCEPTION TAKEN ☐ MAKE CORRECTIONS NOTED
☐ REJECTED ☐ REVISE AND RESUBMIT
☐ SUBMIT SPECIFIED ITEM

CHECKING IS ONLY FOR GENERAL CONFORMANCE WITH THE DESIGN CONCEPT OF THE PROJECT AND GENERAL COMPLIANCE WITH THE INFORMATION GIVEN IN THE CONTRACT DOCUMENTS. ANY ACTION SHOWN IS SUBJECT TO THE REQUIREMENTS OF THE PLANS AND SPECIFICATIONS. CONTRACTOR IS RESPONSIBLE FOR DIMENSIONS WHICH SHALL BE CONFIRMED AND CORRELATED AT THE JOB SITE; FABRICATION PROCESSES AND TECHNIQUES OF CONSTRUCTION; COORDINATION OF HIS WORK WITH THAT OF ALL OTHER TRADES AND THE SATISFACTORY PERFORMANCE OF HIS WORK.

CLOUGH HARBOUR & ASSOCIATES LLP ENGINEERS, SURVEYORS, PLANNERS & LANDSCAPE ARCHITECTS

DATE 8/26/03 BY _____

RECEIVED
CK'D BY LH CK'D BY SES
AUG 14 2003
RESUBMIT _____ APPROVED ✓ WITH CHANGES NOTED IN RED
BY _____ DATE 8/20/03

REVISIONS	REMARKS

ONE PRUYN'S ISLAND DR. GLENS FALLS, N.Y. 12801

RIVERSIDE FAB, INC.

PHONE # 1(518) 798-3533
FAX # 1(518) 798-1711

DATE	7/31/03	PROJECT	WEST RUTLAND ST WALK (11) PEDESTRIAN BRIDGE OVER CLARENDON BROOK
DRAWN BY	CCE	LOCATION	WEST RUTLAND, VT, OFF VT 133
CHK'D BY		CUSTOMER	STATE OF VERMONT, AGENCY OF TRANSPORTATION
HOLES		ARCHITECT	CLOUGH HARBOUR & ASSOC. LLP
BOLTS	A325	JOB NO.	RFC 598
PAINT		SHEET NAME	PIECE DWG, RAILING
SCALE	AS NOTED		

PRINT RECORD

DATE	NO.	

DRAWING NUMBER F1