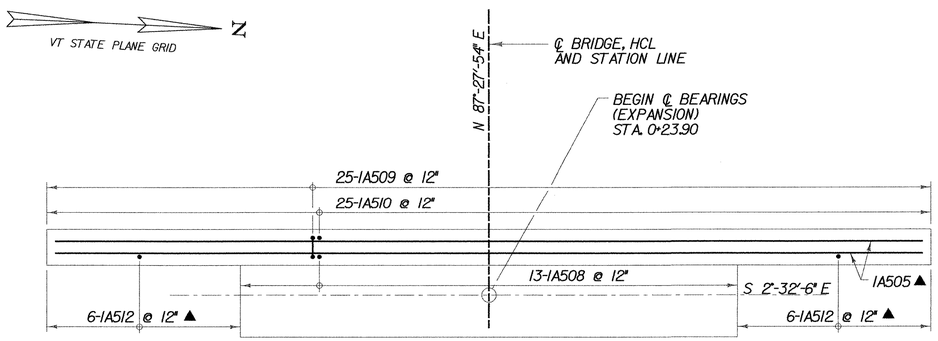

C 20 ABUTMENT 1 BACKWALL SECTION

SCALE 1/2" = 1'-0

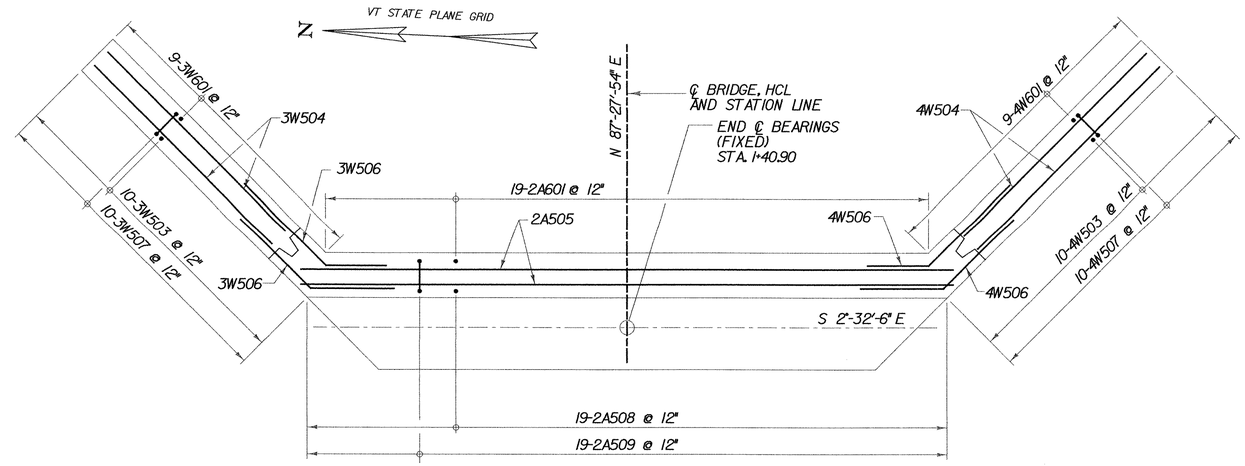

C 21 ABUTMENT 2 BACKWALL SECTION

SCALE 1/2" = 1'-0

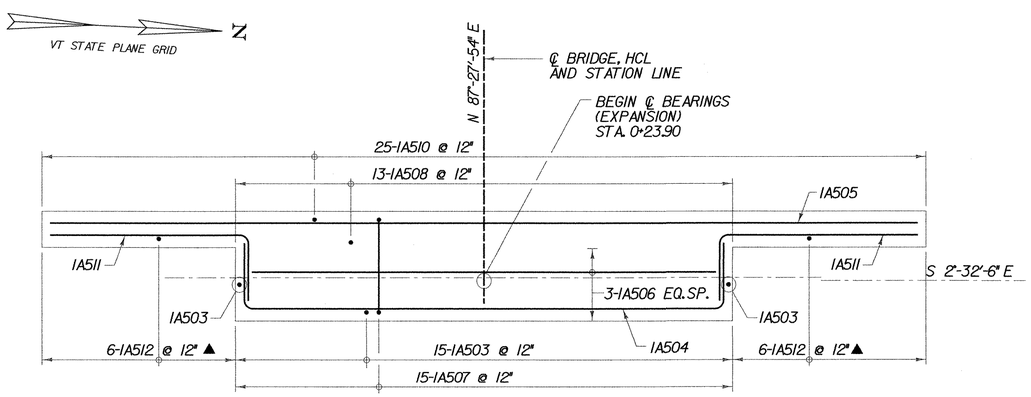

D 20 ABUTMENT 1 STEM SECTION

SCALE 1/2" = 1'-0

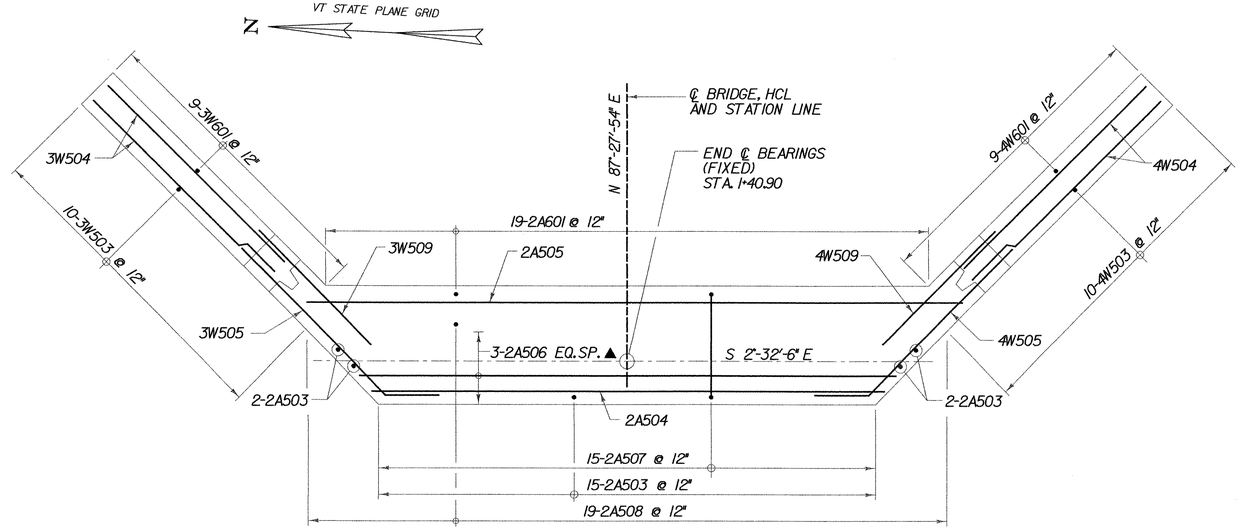

D 21 ABUTMENT 2 STEM SECTION

SCALE 1/2" = 1'-0

KEY:

NF = NEAR FACE
FF = FAR FACE
EF = EACH FACE
▲ = CUT TO FIT IN FIELD
3" CLR. UNLESS OTHERWISE SPECIFIED ON THE PLANS.

ABUTMENT 1 & 2
REINFORCEMENT SECTIONS

Drawing Copyright © 2009

CHA

PROJECT NAME: WALLINGFORD	
PROJECT NUMBER: STP ST WALK(14)	
FILE NAME: $FILES$	PLOT DATE: 1/9/2009
PROJECT MANAGER: SUSAN SCRIBNER	DRAWN BY: W. WEATHERBY
DESIGNED BY: L. HARDEN	CHECKED BY: P. HALSTEAD
BRIDGE DESIGN SUPERVISOR: P. HALSTEAD	SHEET 23 OF 26

FILE NAME =u:\8669\mstn\prefinal_submission\s202f136reinfsht.dgn
DATE/TIME =1/9/2009
USER =2552