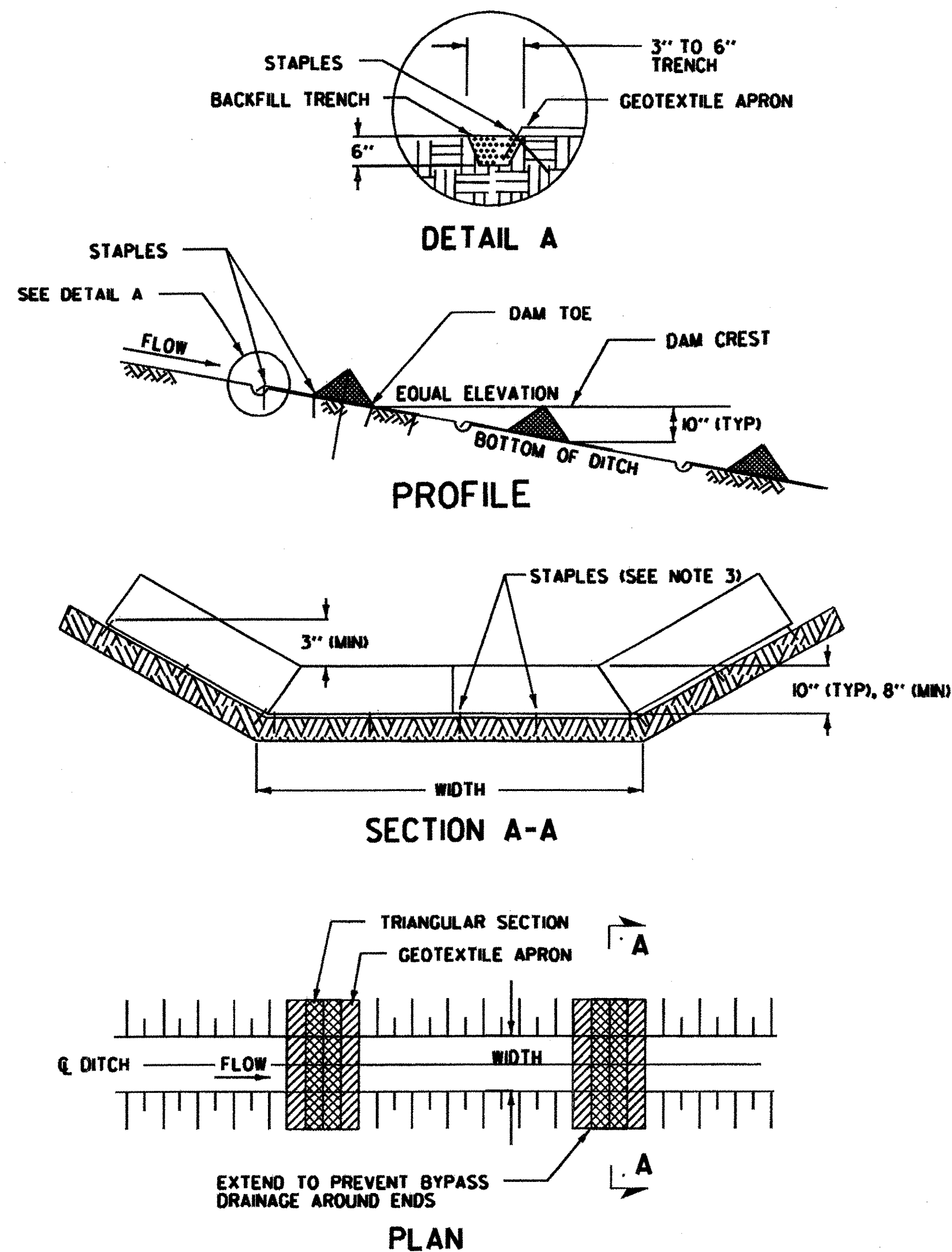


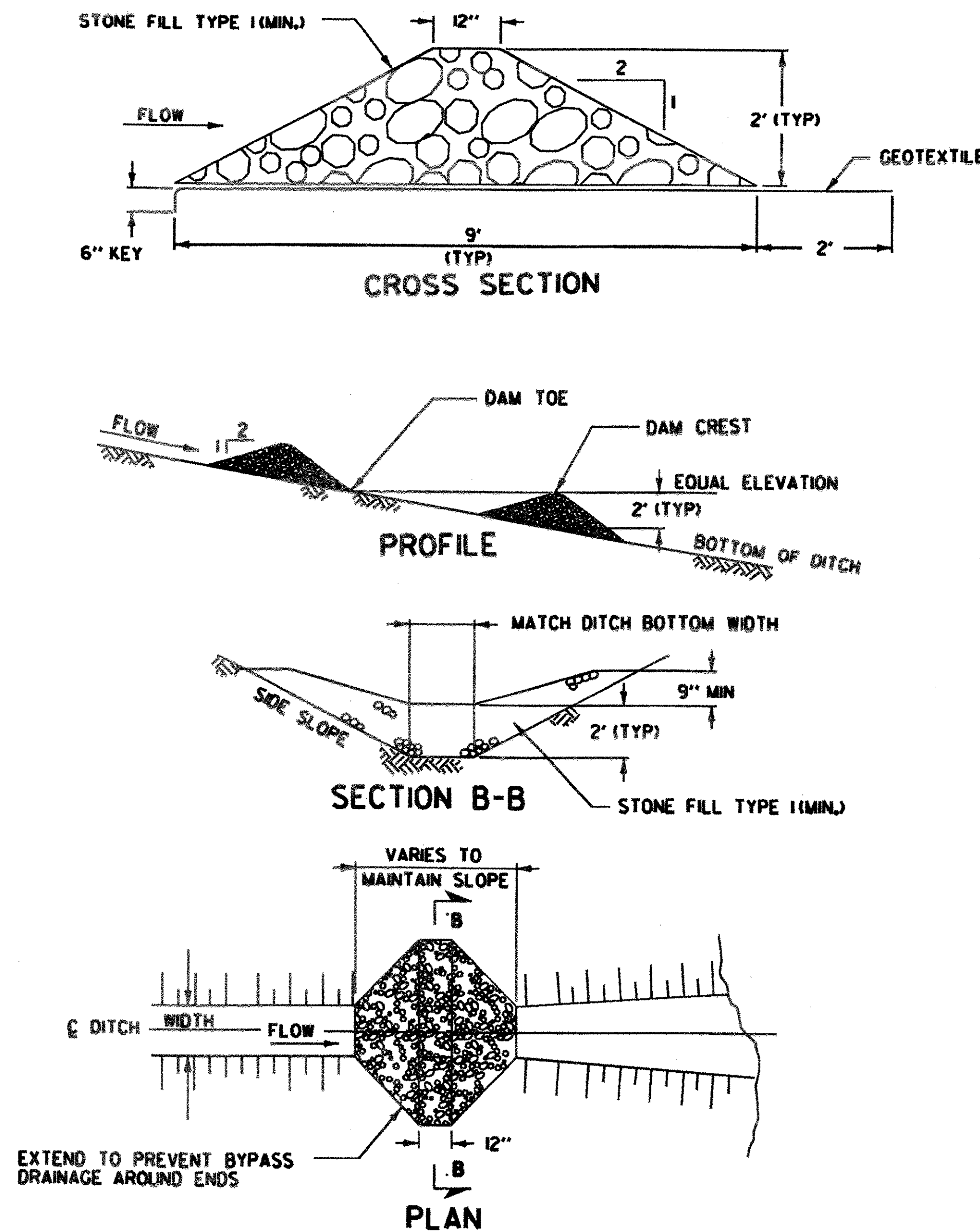
# CHECK DAMS



CHECK DAM - TEMPORARY (PREFABRICATED)

DITCH SLOPE	PLACEMENT INTERVAL **
1 %	50 FT
2 %	40 FT
3 %	25 FT
4 %	20 FT
5 %	15 FT

\*\* BASED ON 10" TYPICAL HEIGHT



CHECK DAM - TEMPORARY (STONE)

DITCH SLOPE	PLACEMENT INTERVAL **
1 %	200 FT
2 %	100 FT
3 %	65 FT
4 %	50 FT
5 %	40 FT
6 %	30 FT
8 %	25 FT
10 %	20 FT

\*\* BASED ON 2' TYPICAL HEIGHT

## APPLICATION NOTES:


- THE PRIMARY PURPOSE OF A CHECK DAM IS TO REDUCE EROSION IN A CHANNEL BY REDUCING FLOW VELOCITY.
- CHECK DAMS WILL CAPTURE SEDIMENT THAT FALLS OUT OF SUSPENSION BEHIND THE CHECK DAM DUE TO DECREASED VELOCITY.
- CHECK DAMS ARE NOT INTENDED TO FILTER SEDIMENT FROM TURBID WATER.
- DETAILS SHOWN SHALL BE USED FOR TEMPORARY INSTALLATION ONLY.
- PREFABRICATED DAMS ARE NOT TO BE USED ON SLOPES GREATER THAN 5% OR PER MANUFACTURER'S SPECIFICATIONS.
- PREFABRICATED DAM SPECIFICATIONS SHALL BE PROVIDED TO THE ENGINEER FOR APPROVAL PRIOR TO USE.

## GENERAL NOTES:

- GEOTEXTILE SHALL BE INSTALLED UNDER STONE FILL. IT SHALL BE KEYED IN ON THE UP HILL END AND SHALL EXTEND 2 FEET BEYOND THE STONE ON THE DOWN HILL END.
- CORE MATERIAL FOR THE STONE CHECK DAM SHALL MEET THE GRADATION REQUIREMENTS OF STONE FILL TYPE I (MIN.). STONE SIZE SHOULD BE INCREASED WITH INCREASED SLOPE AND VELOCITY.
- THE UPHILL END OF THE APRON FOR THE PREFABRICATED CHECK DAM SHALL BE STAPLED AND BURIED AS SHOWN IN DETAIL "A" OR AS RECOMMENDED BY THE MANUFACTURER'S LITERATURE.
- MEASURES SHALL BE INSPECTED EVERY SEVEN (7) CALENDAR DAYS AND WITHIN 24 HOURS OF A STORM EVENT GREAT ENOUGH TO CAUSE WATER TO LEAVE THE CONSTRUCTION SITE.
- MEASURES SHALL BE CLEANED AND REPAIRED AS NEEDED. SEDIMENT SHALL BE REMOVED WHEN ACCUMULATION REACHES ONE-HALF OF THE MEASURE HEIGHT. SEDIMENT SHALL BE DISPOSED OF AS UNSUITABLE MATERIAL.
- AT TIME OF REMOVAL OF THE CHECK DAMS, THE DISTURBED AREA SHALL BE REPAIRED AND STABILIZED.
- PAYMENT FOR INSTALLATION AND REMOVAL OF CHECK DAMS SHALL BE MADE UNDER APPLICABLE ITEMS INCLUDED IN THE CONTRACT PLANS OR UNDER THE FIELD MAINTENANCE OF EROSION & SEDIMENT CONTROL PLAN ITEM.
- PAYMENT FOR MONITORING CHECK DAMS SHALL BE MADE UNDER THE MONITORING EROSION & SEDIMENT CONTROL PLAN ITEM.
- PAYMENT FOR MAINTAINING INLET PROTECTION SHALL BE MADE UNDER THE FIELD MAINTENANCE OF EROSION & SEDIMENT CONTROL PLAN ITEM, UNLESS MAINTENANCE IS REQUIRED DUE TO POOR INSTALLATION PRACTICES.

REVISIONS AND CORRECTIONS  
MAY 11, 2004 N. GARBACK

# EROSION PREVENTION & SEDIMENT CONTROL DETAILS CHECK DAMS



DETAIL  
EPSC-2