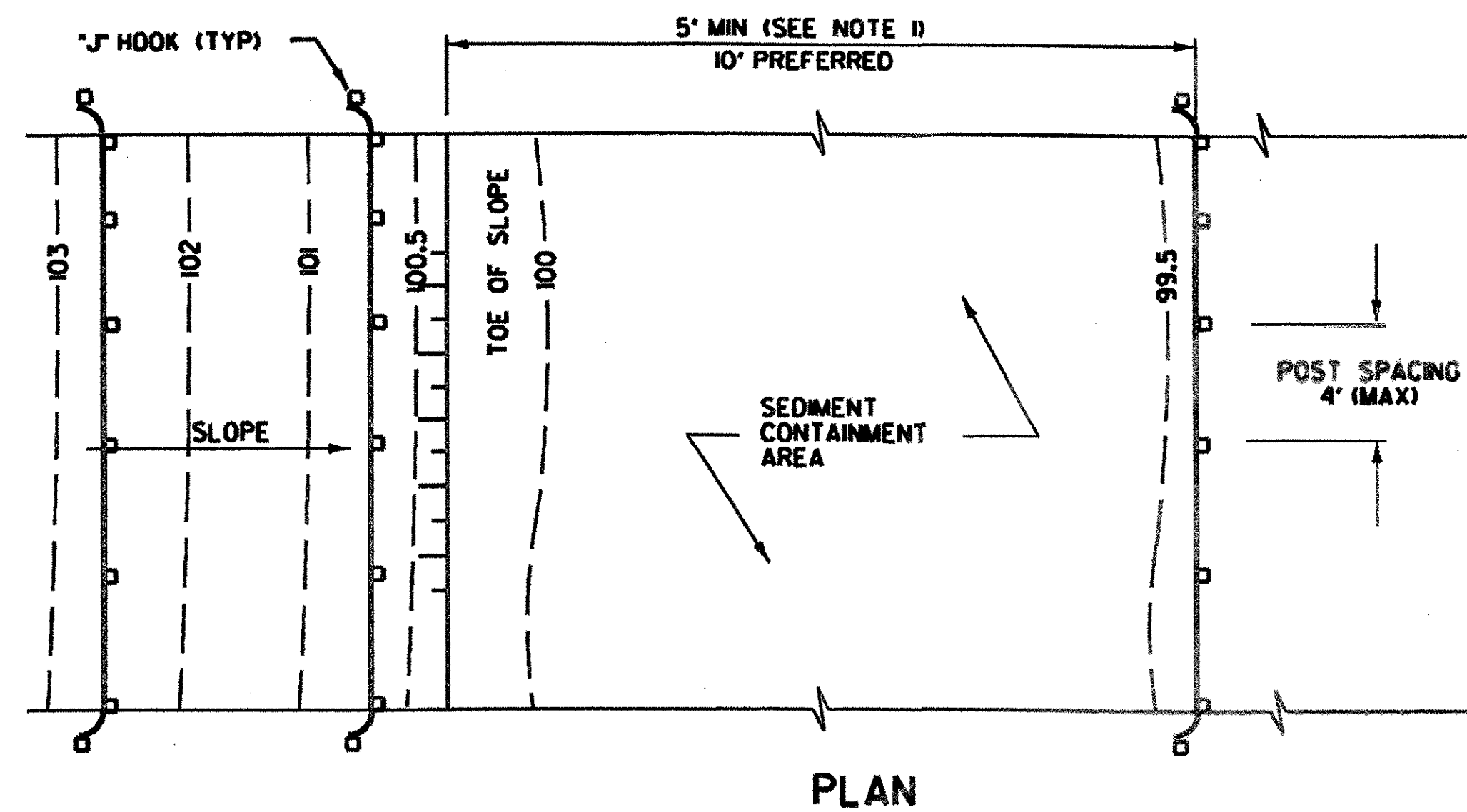
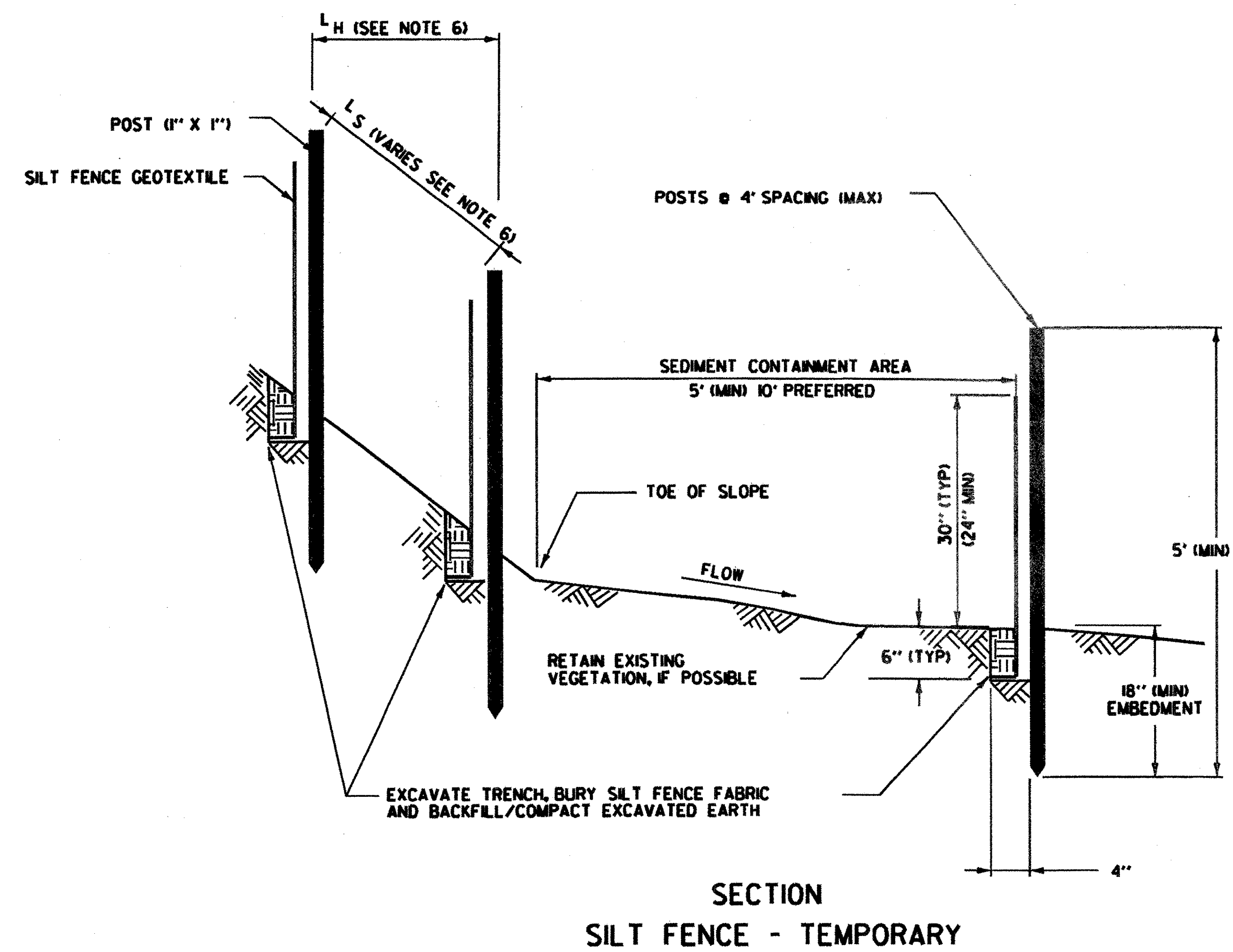


# SILT FENCE



PLAN



SECTION  
SILT FENCE - TEMPORARY

## APPLICATION NOTES:

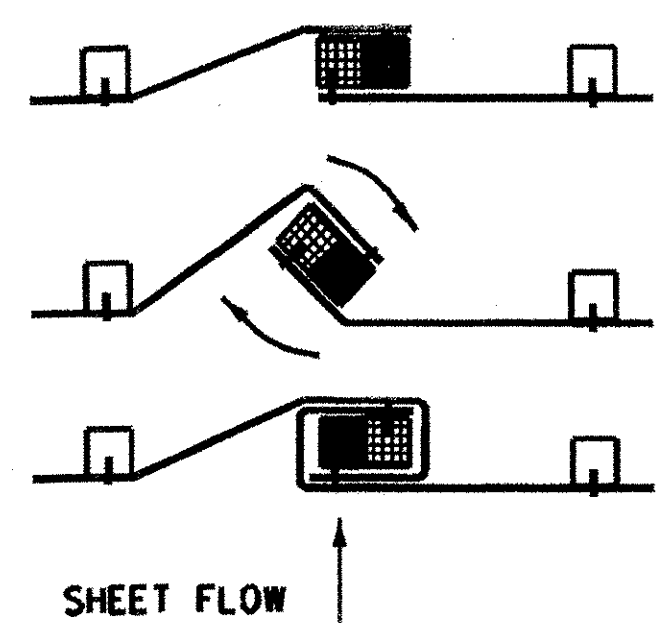
- A. THE PRIMARY PURPOSE OF SILT FENCE IS TO REDUCE RUNOFF VELOCITY AND TRAP SEDIMENT. VELOCITY IS REDUCED, WATER IS IMPOUNDED BEHIND THE MEASURE, AND SEDIMENT FALLS OUT OF SUSPENSION.
- B. SILT FENCE SHALL BE INSTALLED ON A LINE OF EQUAL ELEVATION (CONTOUR). IT MAY BE INSTALLED AT INTERMEDIATE POINTS UP SLOPES AS WELL AS AT THE BOTTOM, AS SHOWN IN THE DETAIL.
- C. SILT FENCE SHALL NOT BE USED ACROSS CONCENTRATED FLOW.

## GENERAL NOTES:

- 1. SILT FENCE SHALL GENERALLY BE PLACED A MINIMUM OF 5 FEET BEYOND TOE OF SLOPE, 10 FEET PREFERRED, TO PROVIDE ADEQUATE AREA FOR SEDIMENT STORAGE AND FACILITATE MAINTENANCE OF SEDIMENT CONTAINMENT AREA.
- 2. ALL ENDS SHALL BE 'J' HOOKED TO TRAP SEDIMENT.
- 3. IN AREAS WITH TWO SLOPES, SILT FENCE SHALL BE USED TO ERECT A DAM AND TRAP SEDIMENT AT THE BASE OF THE STEEPER SLOPE.
- 4. THE BOTTOM EDGE OF SILT FENCE SHALL BE BURIED A MINIMUM OF 6 INCHES BELOW GROUND, AND KEYED IN 4 INCHES. THE FENCE SHALL BE INSTALLED WITH THE POSTS ON THE DOWNSTREAM SIDE OF THE FABRIC.
- 5. MAXIMUM DRAINAGE AREA TRIBUTARY TO 100 FEET OF SILT FENCE SHALL BE 0.25 ACRES.
- 6. THE FOLLOWING ARE MAXIMUM SLOPE LENGTHS FOR THESE MEASURES:

CONSTRUCTED SLOPE	SLOPE LENGTH (LS) FT	HORIZONTAL LENGTH (LH) FT
3 : 1	80	75
4 : 1	130	125
5 : 1	200	200
> 5 : 1	250	250

- 7. MEASURES SHALL BE INSPECTED EVERY SEVEN (7) CALENDAR DAYS AND WITHIN 24 HOURS OF A STORM EVENT GREAT ENOUGH TO CAUSE WATER TO LEAVE THE CONSTRUCTION SITE.
- 8. MEASURES SHALL BE CLEANED AND REPAIRED AS NEEDED. SEDIMENT SHALL BE REMOVED WHEN ACCUMULATION REACHES ONE-HALF OF THE MEASURE HEIGHT. SEDIMENT SHALL BE DISPOSED OF AS UNSUITABLE MATERIAL.
- 9. SILT FENCE SHALL BE REMOVED WHEN THE AREA HAS BEEN STABILIZED. AT TIME OF REMOVAL OF THE SILT FENCE, THE DISTURBED AREA SHALL BE REPAIRED AND STABILIZED.
- 10. PAYMENT FOR INSTALLATION AND REMOVAL OF SILT FENCE SHALL BE MADE UNDER THE GEOTEXTILE FOR SILT FENCE ITEM.
- 11. PAYMENT FOR MONITORING SILT FENCE SHALL BE MADE UNDER THE MONITORING EROSION & SEDIMENT CONTROL PLAN ITEM.
- 12. PAYMENT FOR MAINTAINING INLET PROTECTION SHALL BE MADE UNDER THE FIELD MAINTENANCE OF EROSION & SEDIMENT CONTROL PLAN ITEM, UNLESS MAINTENANCE IS REQUIRED DUE TO POOR INSTALLATION PRACTICES.




- 1. PLACE THE END POST OF ONE FENCE INSIDE THE END POST OF THE OTHER FENCE.
- 2. ROTATE BOTH POSTS AT LEAST 180 DEGREES IN A CLOCKWISE DIRECTION TO CREATE A TIGHT SEAL WITH THE FABRIC MATERIAL.
- 3. DRIVE BOTH POSTS 18 INCHES INTO THE GROUND AND BURY THE FLAP IN THE TRENCH.

SPLICING DETAIL

REVISIONS AND CORRECTIONS  
MAY 12, 2004 N. GARBACK

# EROSION PREVENTION & SEDIMENT CONTROL DETAILS SILT FENCE



DETAIL  
EPSC-1