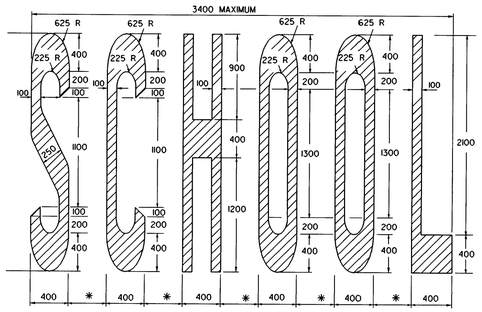

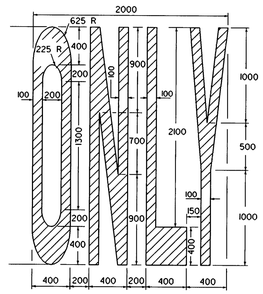

* (100 mm TO 200 mm) - ADJUST TO AVAILABLE PAVEMENT WIDTH

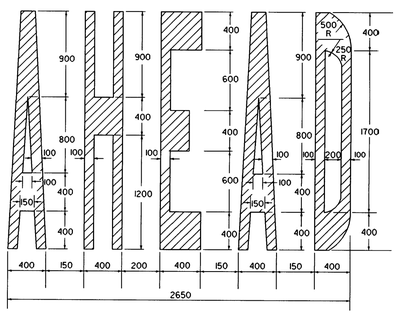

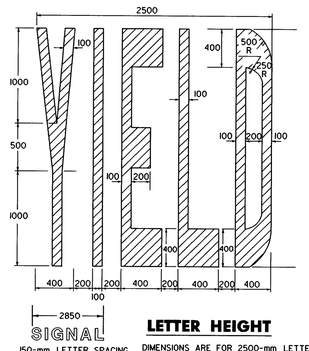

150-mm LETTER SPACING

THE LETTER "G" PERTAINS TO THE WORD "SIGNAL" FOR OTHER LETTERS, SEE ABOVE.

LETTER HEIGHT

DIMENSIONS ARE FOR 2500-mm LETTER HEIGHTS. A LESSER HEIGHT OF 2400 mm IS ACCEPTABLE AS LONG AS THE DIMENSIONS ARE PROPORTIONAL TO THE DETAILS SHOWN. SEE NOTE BELOW.

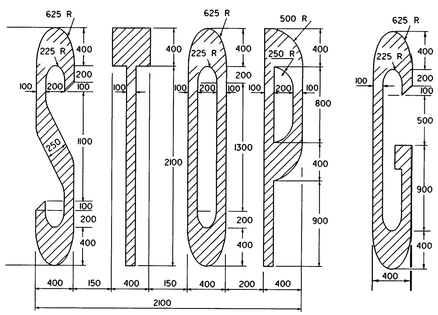

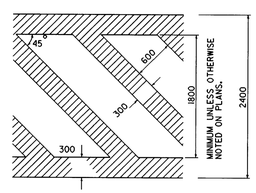

ARROWS AND WORD MARKINGS THAT CONFORM TO THE DIMENSIONS SHOWN ON THIS SHEET OR AS DETAILED IN THE BOOKLET ENTITLED "STANDARD ALPHABETS FOR HIGHWAY SIGNS AND PAVEMENT MARKINGS" AND THE MUTCD (CURRENT EDITION) PREPARED BY THE FHWA WILL BE ACCEPTABLE.

LETTER IN WORD MARKING AND CROSSWALK DETAILS

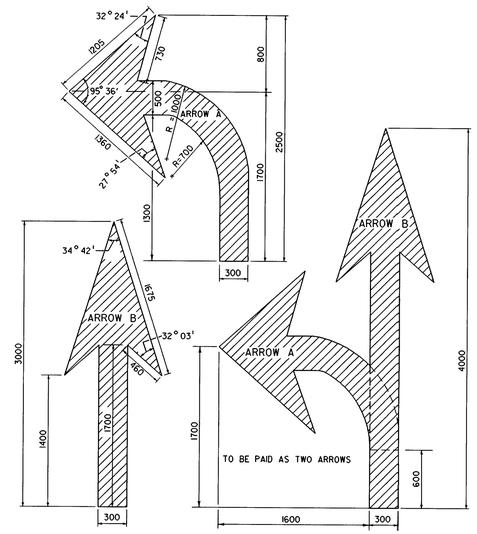

ARROW DETAILS

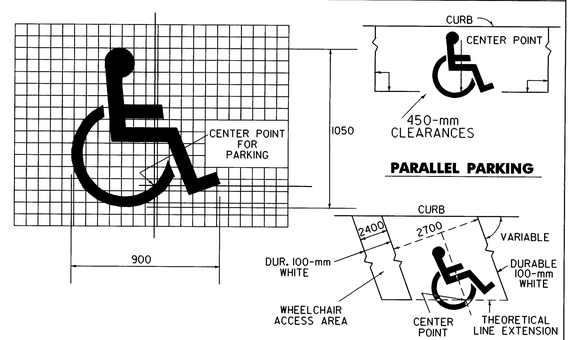

HANDICAPPED PAVEMENT MARKING DETAILS

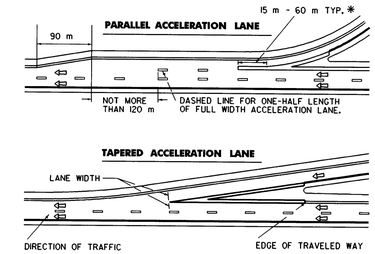

* USE LONGER LENGTH TO EMPHASIZE SITUATIONS WHERE THE CROSSING REQUIRES UNUSUAL CARE SUCH AS HIGH VOLUME MERGE AREAS.

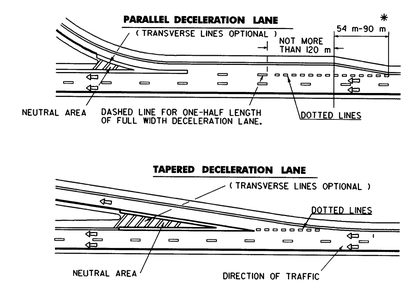

* SHORTER TAPERS GIVE A BETTER TARGET VALUE, HOWEVER ALIGNMENT MAY DICTATE A LONGER TAPER. RESIDENT ENGINEER SHALL ESTIMATE LENGTH.

TRANSVERSE LINES SHALL CONSIST OF 200-mm WHITE LINES SPACED 1500 mm C-C AND SET AT 45° TO MAIN LINE EDGE LINES. THESE MARKINGS SHALL BE USED TO INCREASE VISIBILITY DUE TO DIFFICULT VERTICAL OR HORIZONTAL ALIGNMENT, AS DIRECTED BY THE RESIDENT ENGINEER.

RAMP MARKINGS

LEGEND

- 100-mm WHITE LINES
- 100-mm YELLOW LINES
- 200-mm CHANNELIZATION WHITE LINES
- 100-mm WHITE DOTTED LINES (600-mm SOLID - 1200-mm GAP)
- DIRECTION OF TRAFFIC FLOW

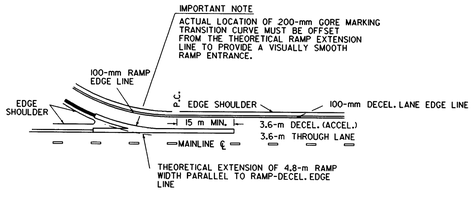

DETAIL - GORE MARKING TRANSITION CURVE

THIS SHEET IS NOT TO SCALE	OTHER STDS. REQUIRED:

NOTE: ALL DIMENSIONS ARE IN MILLIMETERS (mm) EXCEPT WHERE NOTED.

REVISIONS AND CORRECTIONS

JUNE 13, 1997 - ORIGINAL APPROVAL DATE

APPROVED

DIRECTOR OF ENGINEERING

DIRECTOR OF CONSTRUCTION AND MAINTENANCE

PAVEMENT MARKING DETAILS

VERMONT AGENCY OF TRANSPORTATION

VAOT Metric STANDARD E-191M