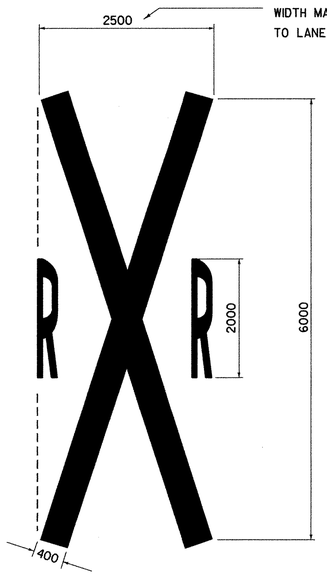

PAVEMENT MARKINGS

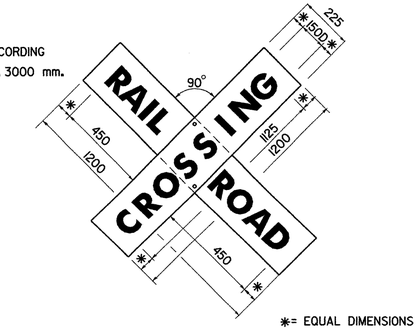

RAILROAD CROSSING SIGN (CROSSBUCK)

R15-1

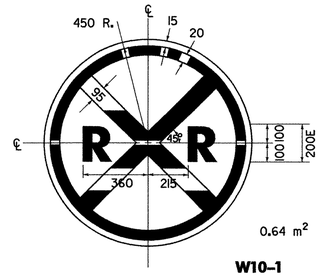

W10-1

ADVANCE SIGN

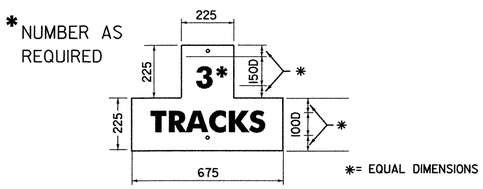

MULTI TRACKS SIGN

R15-2

SIGN MATERIALS AND COLORS

CROSSBUCKS SHALL BE 2,54-MM ALUMINUM WITH WHITE ASTM TYPE III OR TYPE V RETROREFLECTIVE SHEETING APPLIED TO BOTH SIDES OF SIGN PANELS.

ADVANCE SIGN SHALL BE 3.18-MM ALUMINUM WITH YELLOW ASTM TYPE III OR TYPE V RETROREFLECTIVE SHEETING APPLIED TO THE ENTIRE BACKGROUND.

MULTITRACKS SIGN SHALL BE 1.52-MM ALUMINUM WITH WHITE ASTM TYPE III OR TYPE V RETROREFLECTIVE SHEETING APPLIED TO BOTH SIDES OF SIGN PANELS.

TEXT, STRIPES AND BORDERS SHALL BE EITHER SILK SCREENED OR LETTERING FILM.

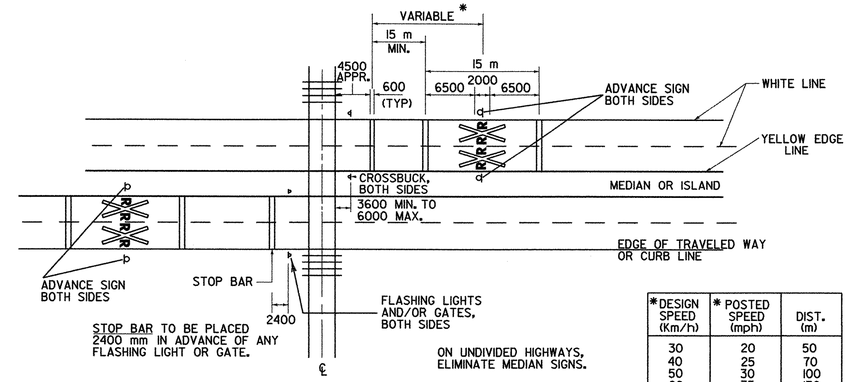

4 LANE DIVIDED HIGHWAY

*DESIGN SPEED (Km/h)	* POSTED SPEED (mph)	DIST. (m)
30	20	50
40	25	70
50	30	100
60	35	130
65	40	145
70	45	160
80	50	180
90	55	210
100	60	240
105	65	260

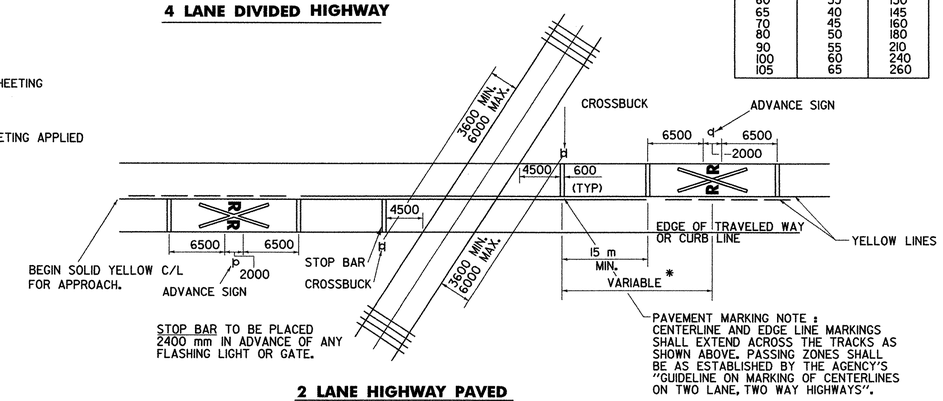

2 LANE HIGHWAY PAVED

ALSO APPLICABLE TO UNPAVED ROADS FOR PLACEMENT OF CROSSBUCKS AND ADVANCE SIGNS

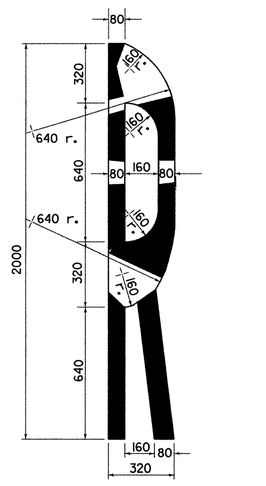

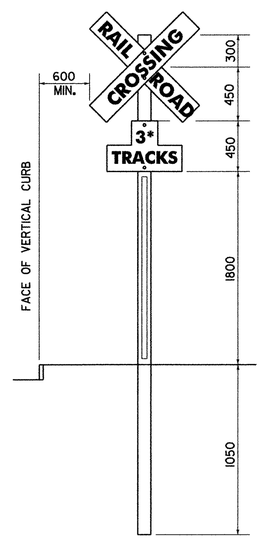

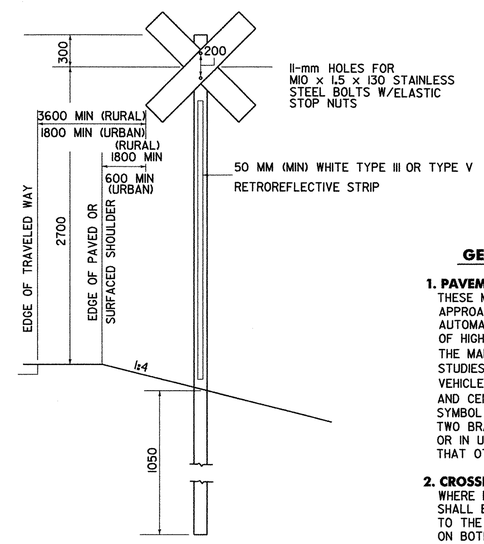

GENERAL NOTES

1. PAVEMENT MARKINGS
THESE MARKINGS SHALL BE PLACED, IF PHYSICALLY FEASIBLE, ON ALL PAVED APPROACHES TO RAILROAD CROSSINGS, WHERE THERE ARE SIGNALS AND/OR AUTOMATIC GATE AND AT ALL OTHER CROSSINGS WHERE THE PREVAILING SPEED OF HIGHWAY TRAFFIC IS 60 km/h OR GREATER.
THE MARKINGS SHALL ALSO BE PLACED AT CROSSINGS WHERE ENGINEERING STUDIES INDICATE THERE IS A SIGNIFICANT POTENTIAL CONFLICT BETWEEN VEHICLES AND TRAINS. ALL MARKINGS SHALL BE WHITE EXCEPT FOR MEDIAN EDGELINES AND CENTERLINE ON 2 LANE ROADS WHICH SHALL BE YELLOW. THE RAILROAD CROSSING SYMBOL SHALL CONSIST OF THE "X" FLANKED BY TWO "R"'s AND THREE 600-mm STOP BARS; TWO BRACKETING THE "X", ONE AT THE CROSSING. AT MINOR CROSSINGS OR IN URBAN AREAS, THESE MARKINGS MAY BE OMITTED IF AN ENGINEERING STUDY INDICATES THAT OTHER DEVICES INSTALLED PROVIDE SUITABLE PROTECTION.

2. CROSSBUCKS
WHERE PHYSICALLY FEASIBLE AND VISIBLE TO APPROACHING TRAFFIC, THESE SIGNS SHALL BE INSTALLED ON THE RIGHT-HAND SIDE OF THE ROADWAY FOR EACH APPROACH TO THE CROSSING. MULTI-LANE DIVIDED HIGHWAYS SHALL HAVE SIGNS MOUNTED ON BOTH SIDES OF THE ROADWAY APPROACHES.

3. AUXILIARY SIGNS
A "NUMBER OF TRACKS" SIGN SHALL BE USED WHERE THERE ARE TWO OR MORE TRACKS AT THE CROSSING.

4. ADVANCE WARNING SIGNS
RAILROAD ADVANCE WARNING SIGNS WILL BE PROVIDED AND LOCATED IN ACCORDANCE WITH THE SECTION 8B-3 OF THE MUTCD.

5. SIGN POSTS
A STRIP OF ASTM TYPE III OR TYPE V RETOREFLECTIVE WHITE MATERIAL, NOT LESS THAN 50MM IN WIDTH, SHALL BE USED ON EACH SUPPORT AT HIGHWAY-RAIL GRADE CROSSINGS FOR THE FULL LENGTH OF THE FRONT AND BACK OF THE SUPPORT FROM THE CROSSBUCK SIGN OR THE NUMBER OF TRACKS SIGN TO NEAR GROUND LEVEL.

THIS SHEET IS NOT TO SCALE

OTHER STDS. REQUIRED: E-160M

NOTE: ALL DIMENSIONS ARE IN MILLIMETERS (mm) EXCEPT WHERE NOTED.

REVISIONS AND CORRECTIONS

JUNE 13, 1997 - ORIGINAL APPROVAL DATE
JUNE 30, 2003 - ADDED RETRORFLECTIVE STRIP TO POST, CHANGED SHEETING TO ASTM TYPE III OR TYPE V RETROREFLECTIVE SHEETING

APPROVED

DIRECTOR, OF PROGRAM DEVELOPMENT

TRAFFIC OPERATIONS ENGINEER

FEDERAL HIGHWAY ADMINISTRATION

RAILROAD CROSSING SIGNS AND PAVEMENT MARKINGS

VERMONT AGENCY OF TRANSPORTATION

VAOT Metric STANDARD E-190M