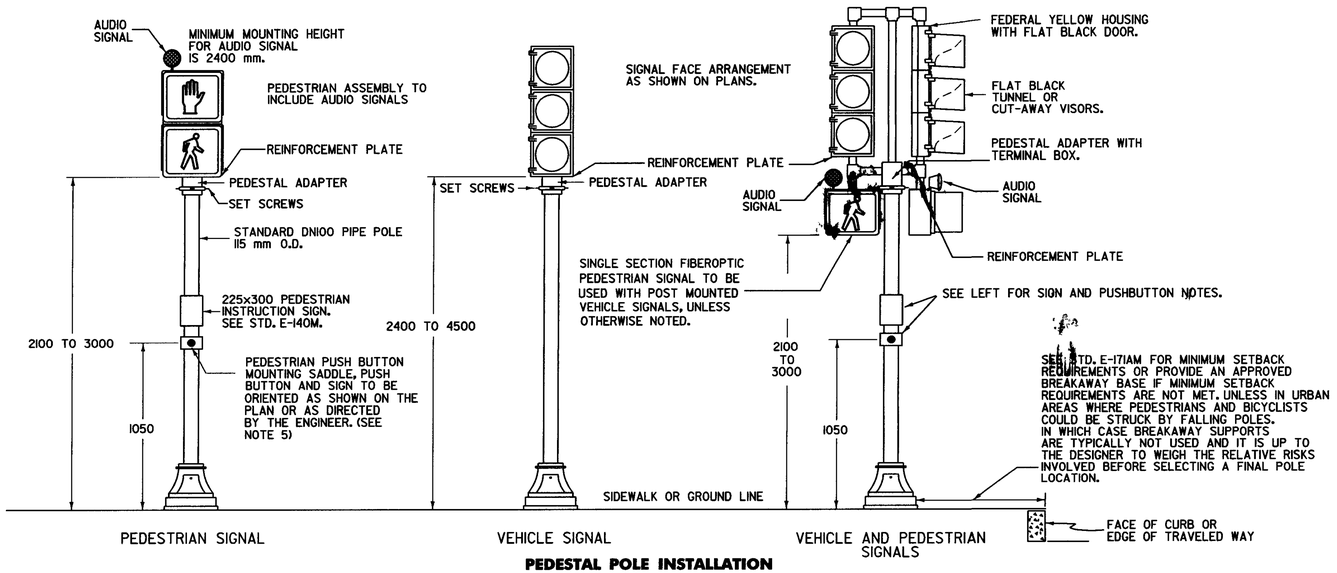

PEDESTAL POLE INSTALLATION

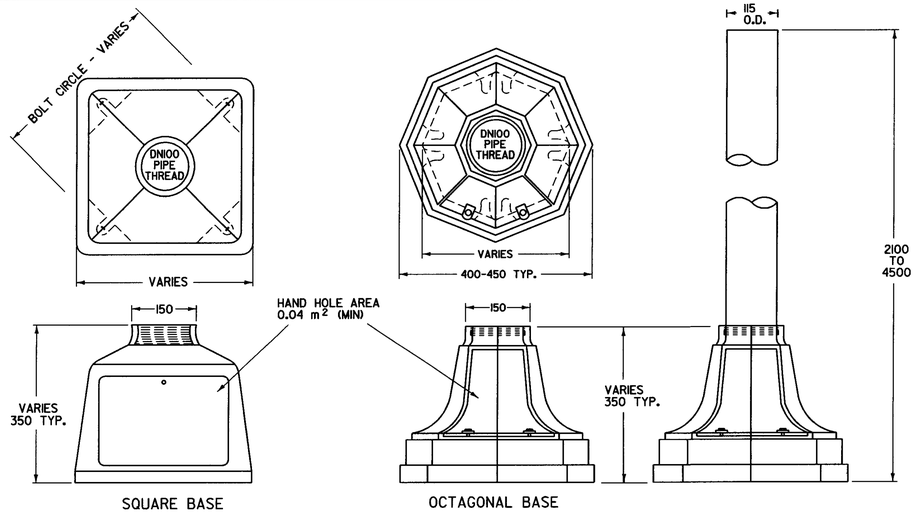

DIMENSIONS FOR PEDESTAL BASES VARY WITH DIFFERENT MANUFACTURERS. SQUARE OR OCTAGONAL BASE MAY BE USED UNLESS OTHERWISE NOTED ON THE PLANS.

DETAILS OF TRAFFIC SIGNAL PEDESTAL POST AND BASE

NOTES

1. REFER TO STANDARD E-171AM FOR TRAFFIC SIGNAL GENERAL NOTES.
2. STEEL PEDESTAL POSTS AND BASES SHALL BE PAINTED FEDERAL YELLOW, AFTER GALVANIZATION, UNLESS OTHERWISE NOTED IN THE PLANS. ALUMINUM POSTS AND BASES SHALL HAVE A NATURAL ALUMINUM FINISH.
3. ALL PEDESTAL POLES WHICH ARE PROVIDED WITH A BREAKAWAY FEATURE SHALL CONFORM TO THE REQUIREMENTS OF THE AASHTO 1985 STANDARD SPECIFICATIONS FOR STRUCTURAL SUPPORTS FOR HIGHWAY SIGNS, LUMINAIRES AND TRAFFIC SIGNALS, SECTION 7 AND SUBSEQUENT REVISIONS.
4. REFER TO STD E-171CM FOR PEDESTRIAN PUSH BUTTON ACCESSIBILITY DETAILS.
5. PUSH BUTTON CONTROLS SHALL BE RAISED FROM OR FLUSH WITH THEIR HOUSINGS AND SHALL BE A MINIMUM OF 51mm IN THE SMALLEST DIMENSION. THE FORCE REQUIRED TO ACTIVATE CONTROLS SHALL BE NO GREATER THAN 22.2 N.

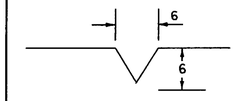

USED FOR CONDUIT LOCATION, SEE RIGHT "SECTION" DETAIL.

50-mm SCORE MARK DETAIL

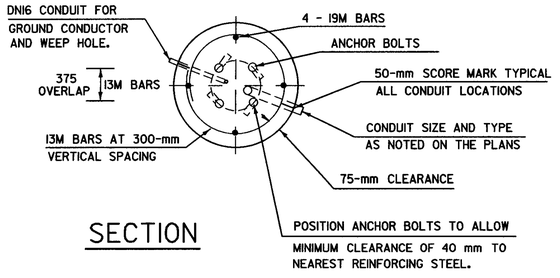

SECTION

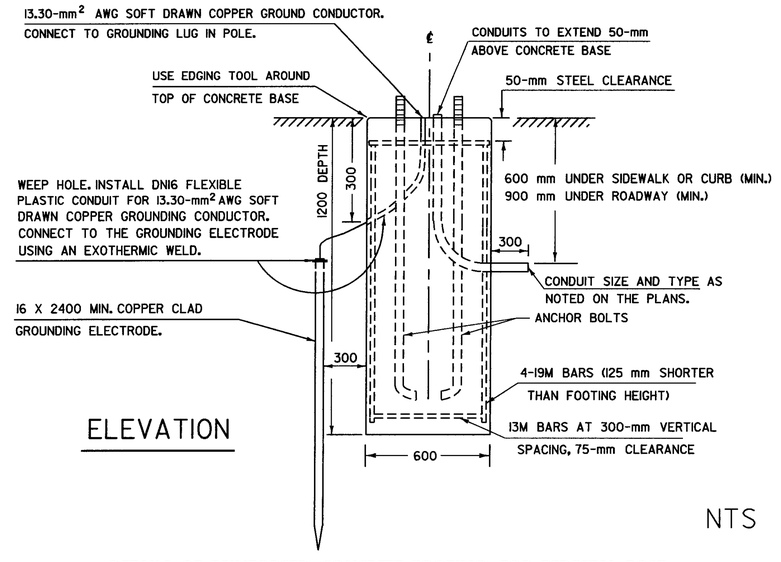

ELEVATION

NTS

DETAILS OF REINFORCED CONCRETE FOOTING FOR PEDESTAL POST

DELETED

OTHER STDS. E-140M E-171BM
REQUIRED: E-171AM E-171CM

NOTE: ALL DIMENSIONS ARE IN MILLIMETERS (mm) EXCEPT WHERE NOTED.

/traf/metric/stdm/e170m.dgn

REVISIONS AND CORRECTIONS

JUNE 13, 1997 - ORIGINAL APPROVAL DATE
NOV. 4,1999 - CHANGED PED. POLE INSTALLATION NOTE. PER AASHTO SPECIFICATIONS

APPROVED

DIRECTOR OF PROJECT DEVELOPMENT

TRAFFIC CONTROL SIGNALS PEDESTAL POST MOUNTED

VERMONT AGENCY OF TRANSPORTATION

Metric STANDARD E-170M