

• FOR STD SIZE, REDUCE SPACING 25%

VR-048

SIGN	DIMENSIONS (mm)															
	A	B	C	D	E	F	G	H	J	K	L	M	N	P	Q	R	S
STD.	600	750	10	15	85	100B	75	75B	35	75B	85	241	180	216	159	210	35
EXPWY. & FWY.	1200	1500	20	30	150	175C	125	150B	100	150B	150	533	360	457	320	420	75

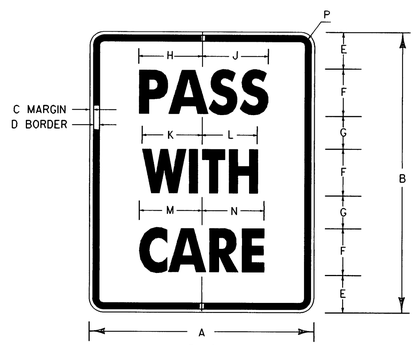

R4-2

SIGN	DIMENSIONS (mm)													
	A	B	C	D	E	F	G	H	J	K	L	M	N	P
MIN.	450	600	10	15	85	100C	65	139	144	127	121	136	140	35
STD.	600	750	10	15	85	150C	65	207	215	189	183	202	210	35
EXPWY.	900	1200	15	20	175	200C	125	276	286	253	242	271	280	55
FWY.	1200	1500	20	30	200	250C	175	347	358	317	304	339	350	75

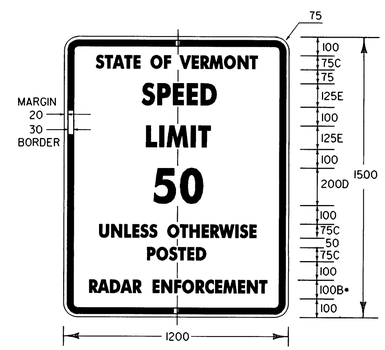

• REDUCE SPACING 25%

VR-114

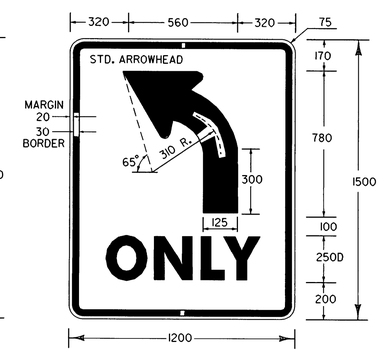

(OVERHEAD SIGN)

R3-5

ARROW HEAD DETAIL

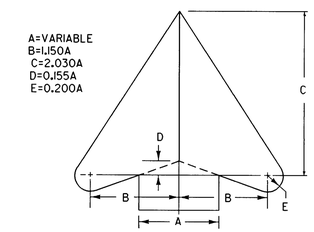

DIMENSIONS (mm)				
A	B	C	D	E
50	58	102	8	10
55	63	112	9	11
60	69	122	9	12
65	75	132	10	13
70	81	142	11	14
75	86	152	12	15
80	92	162	12	16
85	98	173	13	17
90	104	183	14	18
95	109	193	15	19
100	115	203	16	20
105	121	213	16	21
110	127	223	17	22

DIMENSIONS (mm)				
A	B	C	D	E
115	132	233	18	23
120	138	244	19	24
125	144	254	19	25
130	150	264	20	26
135	155	274	21	27
140	161	284	22	28
145	167	294	22	29
150	173	305	23	30
155	178	315	24	31
160	184	325	25	32
165	190	335	26	33
170	196	345	26	34
175	201	355	27	35
180	207	365	28	36
185	213	376	29	37
190	219	386	29	38
195	224	396	30	39
200	230	406	31	40

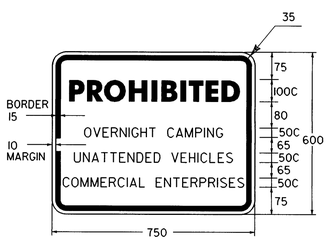

VR-032

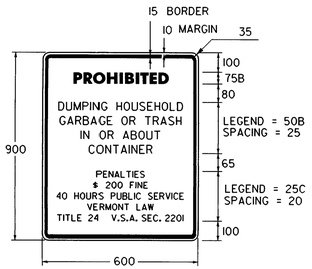

VR-023

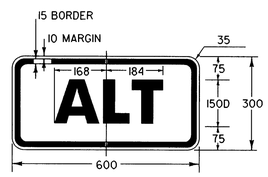

M4-1A

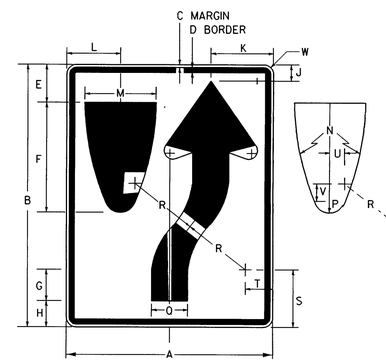

R4-7

SIGN	DIMENSIONS (mm)									
	A	B	C	D	E	F	G	H	J	K
MIN	450	600	10	15	95	235	45	55	35	135
STD	600	750	10	15	110	310	65	75	45	185
EXPWY	900	1200	15	20	170	470	95	110	70	280
FWY	1200	1500	20	30	225	625	125	150	95	370
	L	M	N	P	Q	R	S	T	U	V	W
MIN	115	150	560	35	75	170	100	55	30	10	35
STD	155	200	750	50	100	225	140	75	35	70	35
EXPWY	235	300	1125	75	150	335	205	115	50	70	55
FWY	310	400	1500	100	200	450	275	150	70	125	75

* REDUCE SPACING 40%
** REDUCE SPACING 65%

VR-023b

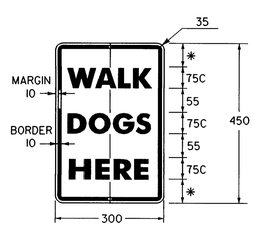

VR-541

* EQUAL DIMENSIONS

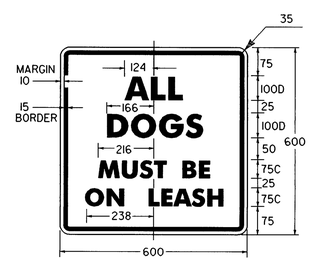

VR-648

NOTES:

COLORS:

THE REGULATORY SIGNS SHOWN ON THIS SHEET SHALL HAVE BLACK TEXT ON REFLECTORIZED WHITE BACKGROUND, UNLESS OTHERWISE NOTED. THE COLORS SHALL CONFORM WITH THE COLORS ADOPTED BY AASHTO AND APPROVED BY THE FHWA.

MATERIALS:

THE SIGN BASE MATERIALS USED FOR REGULATORY SIGNS SHOWN ON THIS SHEET MAY BE ANY OF THE FOLLOWING MINIMUM THICKNESSES NOTED:

	300 X 450 450 X 600	600 X 300 600 X 600 600 X 750 600 X 900 750 X 600	900 X 1200 1200 X 1500
FLAT SHEET ALUMINUM	1.52 mm	2.03 mm	2.54 mm
HIGH DENSITY OVERLAID PLYWOOD	13 mm	13 mm	16 mm
GALVANIZED FLAT SHEET STEEL	1.32 mm	1.63 mm	2.01 mm

THE REFLECTIVE MATERIAL FOR GROUND MOUNTED SIGNS SHALL BE AASHTO TYPE II OR III WHITE REFLECTIVE SHEETING APPLIED TO THE ENTIRE BACKGROUND OF THE SIGN. IF MOUNTED OVERHEAD, ALL SIGNS SHALL HAVE ENCAPSULATED LENS REFLECTIVE SHEETING APPLIED TO THE ENTIRE BACKGROUND OF THE SIGN. THE TEXT OF THE SIGNS MAY BE LETTERING FILM, SILK SCREENED OR HAND PAINTED. HAND PAINTING MUST BE COMPARABLE IN QUALITY TO THE RESULTS OBTAINED BY SILK SCREENING.

SPECIFICATIONS:

REGULATORY SIGNS SHALL MEET THE VERMONT STANDARD SPECIFICATIONS FOR TRAFFIC SIGNS AS PRESCRIBED IN THE VAOT STANDARD SPECIFICATIONS FOR CONSTRUCTION.

TEXT DESIGN:

LETTERS, DIGITS, ARROWS, SPACING AND TEXT DIMENSIONS SHALL CONFORM TO THE LATEST VERSION OF FHWA'S 'STANDARD ALPHABETS FOR HIGHWAY SIGNS AND PAVEMENT MARKINGS'. DESIGNS SHALL CONFORM WITH THOSE PRESCRIBED IN THE PUBLICATION 'STANDARD HIGHWAY SIGNS' AS SPECIFIED IN THE MUTCD.

OTHER STDS. REQUIRED: NONE

NOTE: ALL DIMENSIONS ARE IN MILLIMETERS (mm) EXCEPT WHERE NOTED.

REVISIONS AND CORRECTIONS

JUNE 13, 1997 - ORIGINAL APPROVAL DATE

APPROVED

DIRECTOR OF ENGINEERING

DIRECTOR OF CONSTRUCTION AND MAINTENANCE

REGULATORY SIGN DETAILS

VERMONT AGENCY OF TRANSPORTATION

VAOT Metric STANDARD E-144M