* INCREASE SPACING 100%
** OPTICALLY SPACE NUMERALS ABOUT VERTICAL CENTERLINE

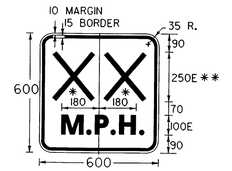

XX DENOTES ADVISORY SPEED AS SHOWN ON THE PLANS

W13-1

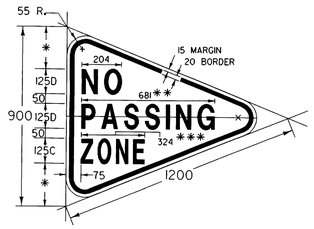

* EQUAL DIMENSIONS
** REDUCE SPACING 20%
*** REDUCE SPACING 35%

W14-3

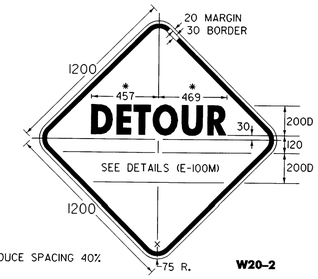

* REDUCE SPACING 40%

W20-2

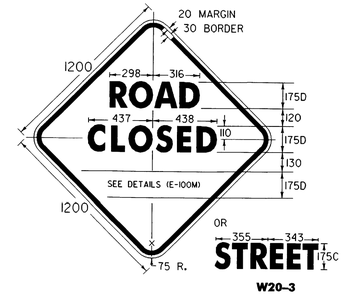

W20-3

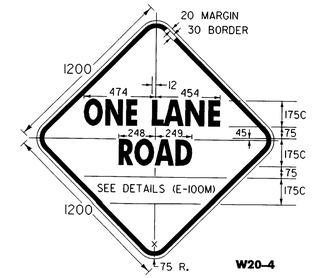

W20-4

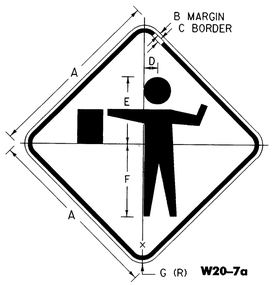

W20-7a



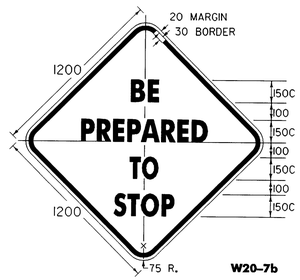

W20-7b

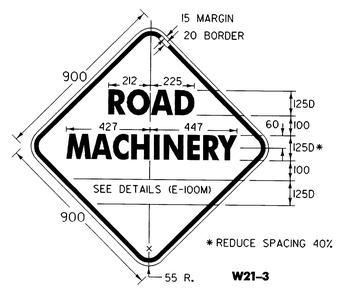

* REDUCE SPACING 40%

W21-3

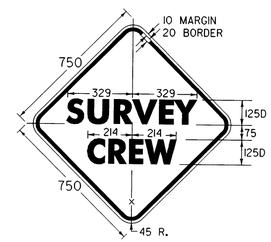

W21-6

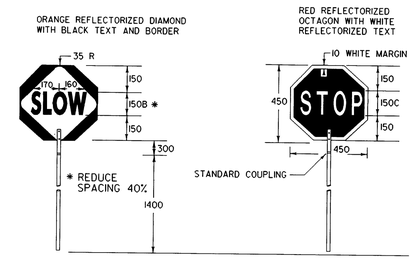

SIGN DETAIL

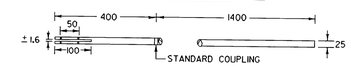

STAFF DETAIL

MATERIALS
THE SIGN MATERIALS SHALL BE 1.6-mm ALUMINUM WITH COLORS AS INDICATED ON DETAILS.
THE STAFF SHALL BE DN21 TO DN35 RIGID ALUMINUM CONDUIT/TUBING WITH A WALL THICKNESS OF 3.18 mm, OR DN27 TO DN41 RIGID PVC CONDUIT/TUBING WITH A 3.18-mm WALL THICKNESS.

MOUNTING
THE STAFF SHALL BE MOUNTED WITH EITHER TWO M6 × 1 ALUMINUM BOLTS OR TWO M6 ALUMINUM RIVETS.

SIGN PADDLE FOR FLAGPERSON

SIGN	DIMENSIONS (mm)						
	A	B	C	D	E	F	G
STD.	900	15	20	70	335	365	55
FWY.	1200	20	30	95	450	485	75

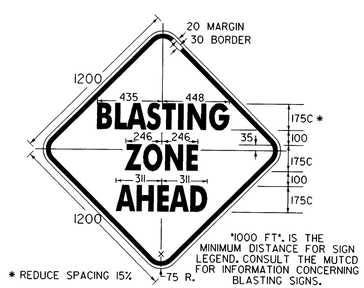

1000 FT. IS THE MINIMUM DISTANCE FOR SIGN LEGEND. CONSULT THE MUTCD FOR INFORMATION CONCERNING BLASTING SIGNS.

* REDUCE SPACING 15%

W22-1

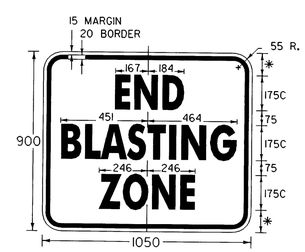

*EQUAL DIMENSIONS

W22-3

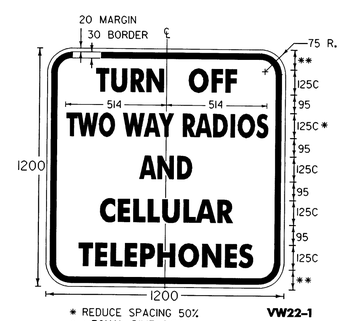

* REDUCE SPACING 50%
** EQUAL DIMENSIONS

VW22-1

NOTES

SEE STANDARD SHEET E-100M FOR NOTES AND TEXT DETAILS

COLORS FOR SIGNS SHOWN ON THIS SHEET SHALL BE BLACK TEXT, BORDER AND SYMBOLS SHALL BE ON A REFLECTORIZED ORANGE BACKGROUND OF TYPE IIB OR TYPE III REFLECTIVE SHEETING, UNLESS OTHERWISE NOTED.

SIGNS USED ONLY FOR DAYTIME MAINTENANCE OPERATIONS DO NOT NEED TO BE REFLECTORIZED. HOWEVER, THESE SIGNS SHALL BE LABELED "DAYTIME USE ONLY" ON THE BACK OF THE SIGN PANEL WITH 75-mm SERIES C LETTERS.

OTHER STDS. E-100M REQUIRED:

NOTE: ALL DIMENSIONS ARE IN MILLIMETERS (mm) EXCEPT WHERE NOTED.

REVISIONS AND CORRECTIONS

JUNE 13, 1997 - ORIGINAL APPROVAL DATE
June 30, 2003 - Superseded

APPROVED

DIRECTOR OF ENGINEERING

DIRECTOR OF CONSTRUCTION AND MAINTENANCE

CONSTRUCTION SIGN DETAILS

VERMONT AGENCY OF TRANSPORTATION

Metric STANDARD

E-102M