

(A) BLACK PAINTED OR SCREENED TEXT ON REFLECTORIZED YELLOW BACKGROUND.



(A)

THICKNESS OF SIGN BLANKS

PLYWOOD (ITEM 575)	MAX. DIMENSION	MIN. THICKNESS
	24" TO 30"	1/2"
	OVER 30"	5/8"

SHEET ALUMINUM MAX. DIMENSION MIN. THICKNESS. (ITEM 577)

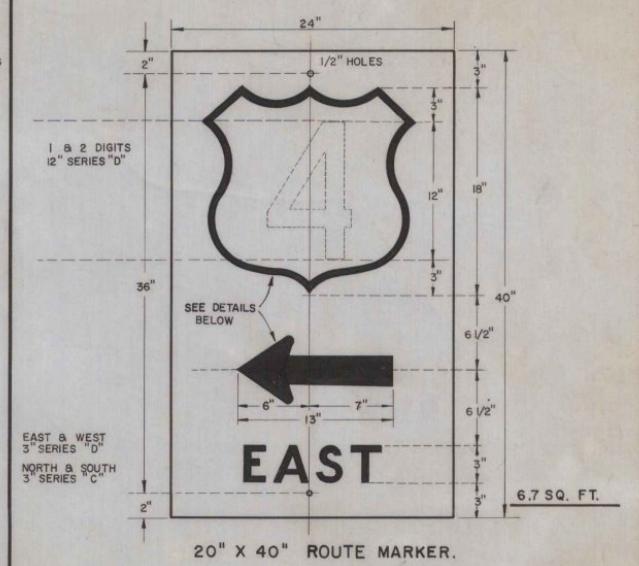
MAX. DIMENSION	MIN. THICKNESS
24"	.080"
24" TO 42"	.100"
OVER 42"	.125"

- TREATMENT OF SIGN FACE.
- (A) BLACK PAINTED OR SCREENED TEXT ON REFLECTORIZED YELLOW BACKGROUND.
  - (B) BLACK PAINTED OR SCREENED TEXT ON REFLECTORIZED SILVER BACKGROUND.
  - (C) REFLECTORIZED SILVER TEXT ON A REFLECTORIZED RED BACKGROUND.

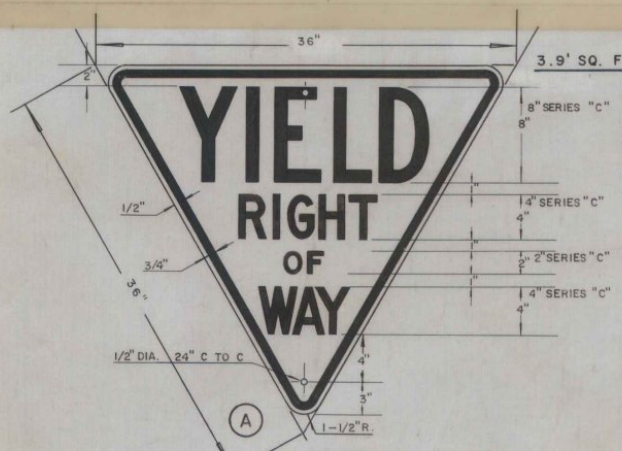
LETTERS AND NUMERALS SHALL CONFORM WITH BUREAU OF PUBLIC ROADS STANDARD ALPHABETS.



DETAILS OF ARROW FOR DESTINATION SIGN



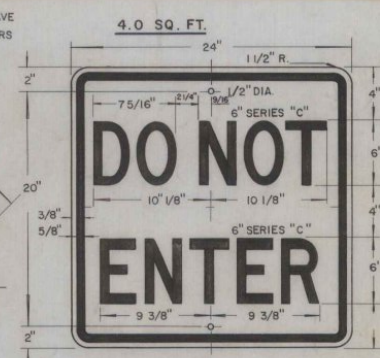
20" X 40" ROUTE MARKER.



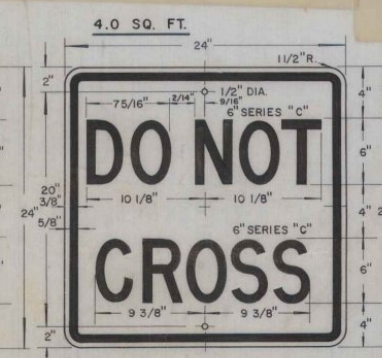
(C) REFLECTORIZED SILVER TEXT ON A REFLECTORIZED RED BACKGROUND.



(A)



(B) BLACK PAINTED OR SCREENED TEXT ON REFLECTORIZED SILVER BACKGROUND.



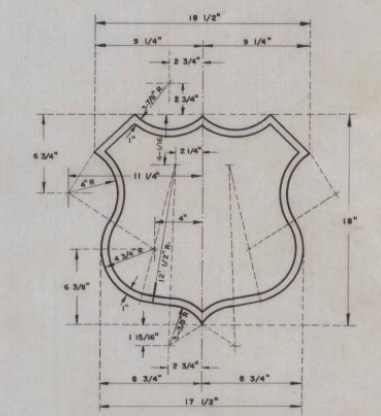
(B)



(B)



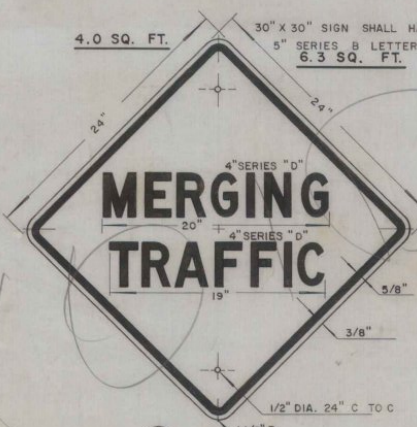
(B)



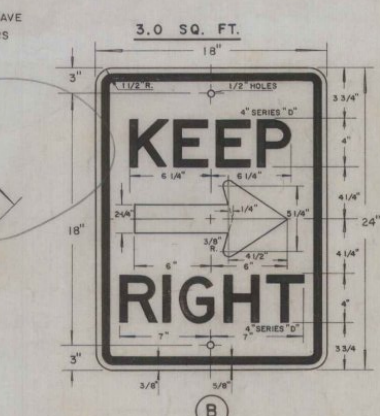
DETAILS OF U.S. SHIELD SYMBOL FOR 24" X 40" ROUTE MARKER.



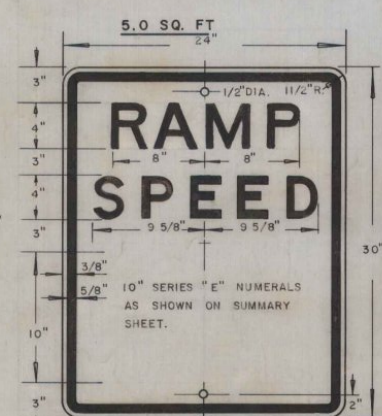
(C) REFLECTORIZED SILVER TEXT ON A REFLECTORIZED RED BACKGROUND.



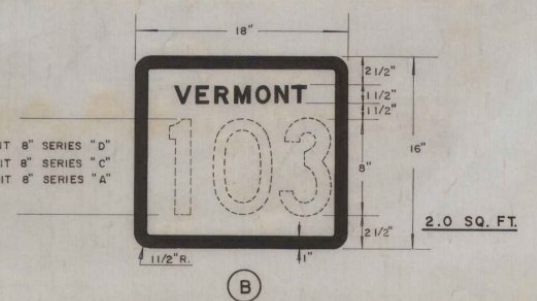
(A)



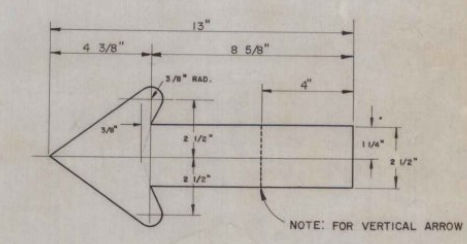
(B)



(A)



DETAILS OF STATE ROUTE SYMBOL FOR 24" X 40" ROUTE MARKER.



DETAILS OF ARROW FOR USE WITH 24" X 40" ROUTE MARKER.

REVISIONS AND CORRECTIONS  
 MAR. 25, 1959 - ADDITION OF SIGN AREAS  
 JUNE 3, 1959 - NOTE ON LETTERS AND NUMERALS ADDED

APPROVED DATE NOV. 24, 1958  
*H. E. Sargent*  
 CHIEF ENGINEER  
*G. M. Lane*  
 HIGHWAY ENGINEER  
*A. W. Coleman*  
 TRAFFIC ENGINEER  
*F. Cloutier*  
 CONSTRUCTION ENGINEER  
 DRAWN F.P.  
 TRACED A.J.A.-W.U.

TRAFFIC SIGNS  
 REGULATORY, WARNING AND GUIDE SIGNS  
 INTERSTATE PROJECTS

VERMONT  
 DEPARTMENT  
 OF HIGHWAYS  
 STANDARD  
 E-6