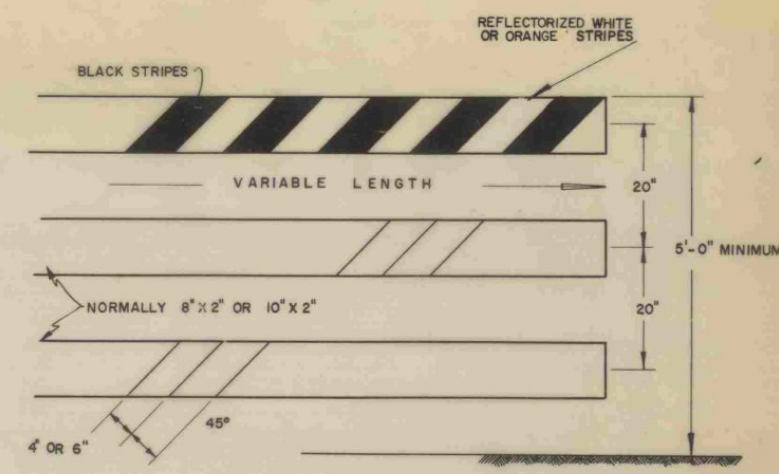
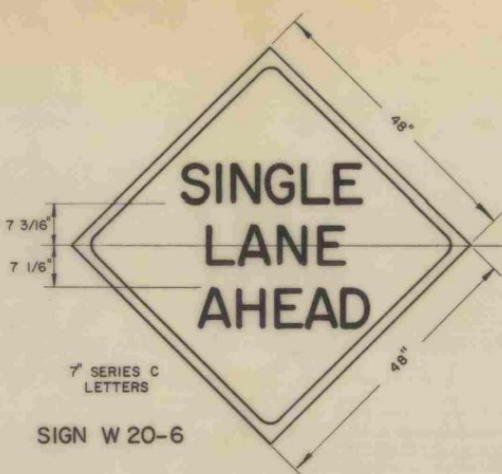
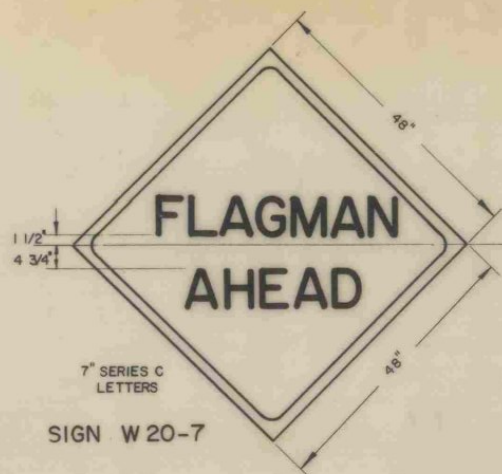
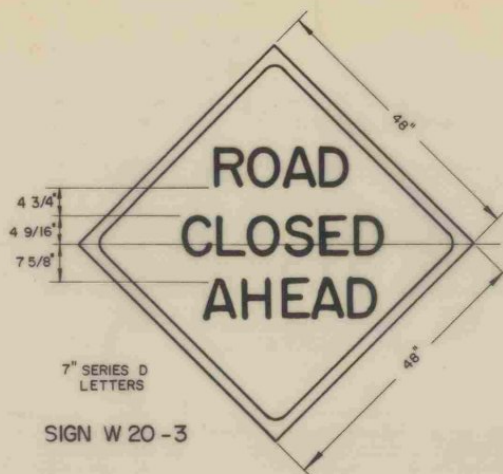
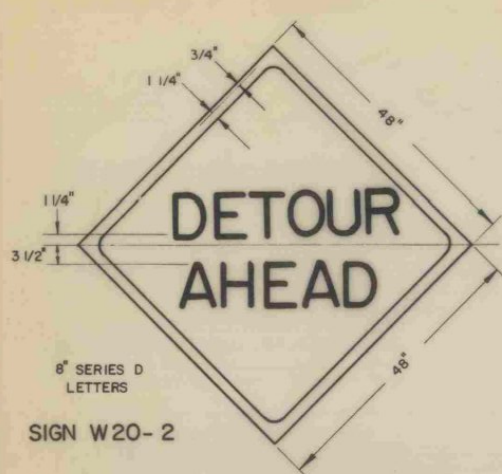
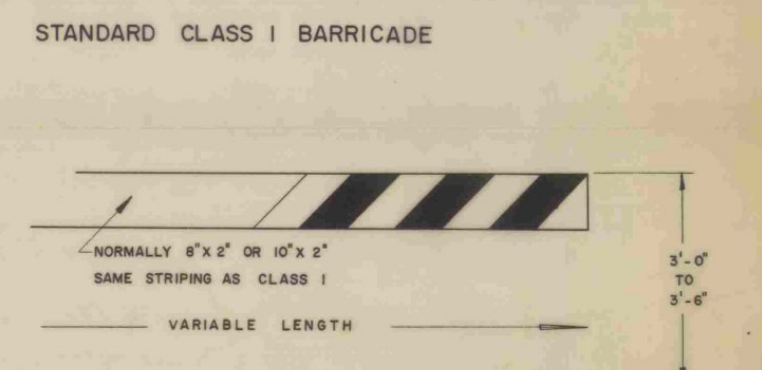
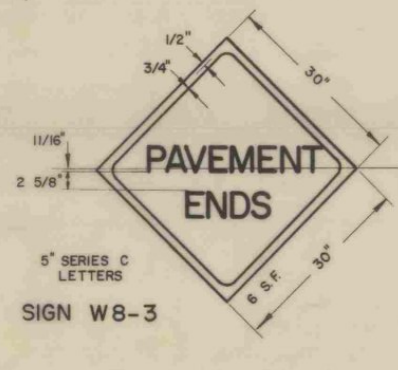
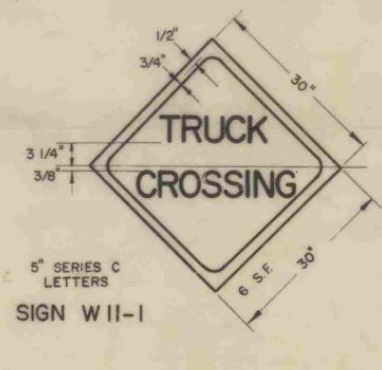
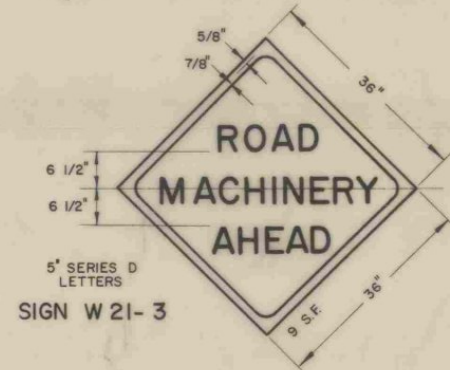


ALL DIAMOND SHAPED SIGNS SHALL HAVE BLACK TEXTS ON A ORANGE BACKGROUND.
IF A MESSAGE IS TO BE CONVEYED DURING THE HOURS OF DARKNESS, THE BACK-
GROUND SHALL BE REFLECTORIZED OR THE ENTIRE SIGN SHALL BE ILLUMINATED.



SEE NATIONAL MANUAL ON UNIFORM TRAFFIC CONTROL DEVICES FOR ADDITIONAL SIGNS RELATED TO SPECIFIC CONSTRUCTION SITUATIONS.



NOTES

APPLICATION OF STANDARDS

Since it is not possible to prescribe detailed standards of application for all of the situations that may conceivably arise on a construction project, reference must be made to the National Manual on Uniform Traffic Control Devices for the principles, procedures and standards that will be required in connection with on-project construction signs and barricades. The signs here shown represent a sample of those that probably will be most used.

DESIGN

The designs of the signs and barricades shall conform with the details shown on this sheet and with the standards prescribed in the Manual. Deviations will not be permitted. Signs and barricades that are to convey their messages during the hours of darkness shall be reflectorized or illuminated.

MATERIALS

The signs shall be of metal, wood, plywood, hardwood or any other material satisfactory to the Engineer. No material shall be approved that will deteriorate by exposure to the weather during the required life of the sign. Barricades normally will be of wood or wood and metal construction.

REFLECTORIZATION

For reflectorization sign backgrounds, either reflective sheeting or the direct process of glass beads on paint will be acceptable. So-called reflective paint may be used to stripe the barricades, but not for signs.

ILLUMINATION

If desired by the contractor and approved by the Engineer, a sign or barricade may be illuminated instead of reflectorized. The illumination may be provided by incandescent or fluorescent lamps, or by spotlights. Lamps shall be properly shielded to protect drivers from glare. Torches, lanterns, or existing street lighting are not acceptable for illumination.

INSTALLATION

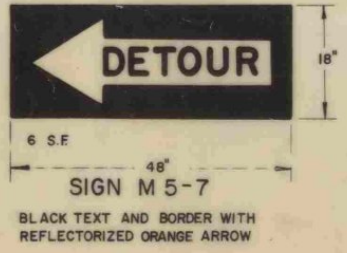
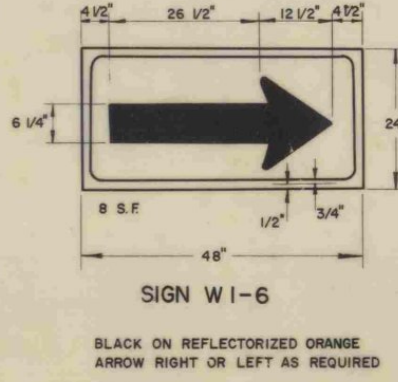
Signs and barricades shall be in place prior to the start of the construction operation to which they apply, and shall be removed promptly when the need no longer exists. Each sign shall be erected in a neat and workmanlike manner on wood or metal posts set securely in the ground, or on portable supports for temporary use, or on barricades when appropriate. As a general rule, roadside signs shall be 5 feet above road level with the nearest edge at least 6 feet outside the shoulder point. The installation of all signs and barricades shall be subject to the approval of the Engineer.

BARRICADES

Class I barricades shall be used for major operations where the barricade must be in place for extended periods. Class II barricades are for minor hazards, or for the more or less continuous delimiting of a restricted roadway, or for temporary daytime use.

MAINTENANCE

Signs shall be kept in a clean and legible condition at all times with the reflective quality completely unimpaired. Signs, sign supports, and barricades shall be repaired, cleaned, repainted or replaced whenever necessary. Torches, lanterns and fires shall not be placed so close to signs and barricades as to scorch them or deposit soot on them. Weeds, shrubbery, construction materials, equipment, and snow shall not be allowed to obscure any sign or barricade. The maintenance of all traffic control devices shall be subject to the orders of the Engineer.



The on-project construction signs and barricades covered by this sheet are intended to be used as the situations apply within normal two-lane highway construction areas, for the protection of the public and workmen and for the guidance of traffic through or around construction operations. When messages other than those shown here are needed, the signs and their applications shall conform with the standards set forth in the Manual on Uniform Traffic Control Devices, prepared by the National Joint Committee on Traffic Control Devices. Special signing or control devices required within a construction area will be included in the Plans and/or the Special Provisions.

GENERAL

The cost of furnishing, erecting, maintaining, and removing all on-project construction signs shall be borne by the contractor without additional compensation, unless otherwise provided in the Special Provisions. (See Standard Specifications, Division 1, Section 7, Article 7.07, "Public Safety and Convenience.")
In all phases of on-project construction signing, the requirements set forth in the Manual on Uniform Traffic Control Devices shall be met. (See Standard Specifications, Division 1, Section 7, Article 7.08, "Barricades, Warning and Detour Signs.")

REVISIONS AND CORRECTIONS
NOTE RELATING TO COLORS AND REFLECTORIZATION OF DIAMOND-SHAPED SIGNS REVISED TO CONFORM MORE CLOSELY WITH MANUAL, MAY 3, 1967
MAY 6, 1971 COLORS REVISED TO CONFORM WITH THE MANUAL ON UNIFORM TRAFFIC CONTROL DEVICES, 1971 EDITION.

APPROVED
1/13/67
DATE
R.H. Arnold
CHIEF ENGINEER
E.W. Dilibony
ASST CHIEF ENGINEER
R.J. Fank
CONSTRUCTION ENGINEER
A.W. Coleman
TRAFFIC ENGINEER

TRAFFIC SIGNS
ON-PROJECT CONSTRUCTION SIGNS

VERMONT
DEPARTMENT OF HIGHWAYS
STANDARD
E-34