

ALL BARRICADES, SIGNS AND LIGHTS SHALL BE FURNISHED, ERECTED AND MAINTAINED DURING THE ENTIRE PERIOD OF CONSTRUCTION, BY THE CONTRACTOR AT HIS OWN EXPENSE. SIGNS AND LIGHTS SHALL BE PLACED AS SHOWN ON THIS SHEET OR AS DIRECTED BY THE ENGINEER. SHOULD THE CONTRACTOR FAIL TO COMPLY WITH THE REQUIREMENTS ON THIS SHEET OR THE REQUIREMENTS OF PARAGRAPH 7.08, SECTION 7, DIVISION 1, OF THE STANDARD ROAD AND BRIDGE SPECIFICATIONS, THE ENGINEER SHALL HAVE THE AUTHORITY TO DO THIS WORK AT THE CONTRACTOR'S EXPENSE, AS SPECIFIED IN PARAGRAPH 5.01 OF SECTION 5, DIVISION 1.

APPROPRIATE BARRICADES, SIGNS AND LIGHTS APPROVED BY THE ENGINEER, SHALL BE PLACED AT ALL HAZARDS, SUCH AS OPEN TRENCHES OR PITS, DROP-OFFS, EXCEPTIONALLY ROUGH SECTIONS OF THE TRAVELLED WAY AND AT ALL OBSTRUCTIONS OF ANY KIND, INCLUDING MACHINERY PARKED IN THE ROADWAY.

BARRICADES. BARRICADES OF WOOD GUARD RAIL, EXTENDING FROM SHOULDER TO SHOULDER, SHALL BE ERECTED AT EACH END OF THE WORK AS DETAILED BELOW. BARRICADES SHALL BE PAINTED YELLOW.

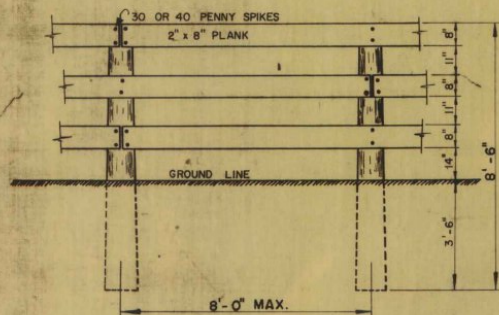
SIGNS. SIGNS SHALL BE CONSTRUCTED OF WOOD OR METAL AND THE LETTERS SHALL BE PAINTED DIRECTLY THEREON. LETTERS SHALL BE BLACK ON A YELLOW BACKGROUND AND THE BORDER SHALL BE DARK BLUE, UNLESS REFLECTORIZATION IS REQUIRED. THE NUMERALS INDICATING THE LENGTH OF THE PROJECT IN MILES, MAY BE PAINTED ON A SMALL SIGN WHICH SHALL BE SECURELY ATTACHED TO THE LARGER SIGN. THE LENGTH OF PROJECT IS TO BE SHOWN TO THE NEAREST 1/4 MILE. THESE SIGNS SHALL BE REPAINTED WHEN NOT CLEARLY LEGIBLE AND WHENEVER SO ORDERED BY THE ENGINEER. ALL SIGNS SHALL BE SECURELY ATTACHED TO POSTS SET FIRMLY IN THE GROUND AND THEY SHALL BE SECURELY BRACED. THE SIGNS SHALL BE SO LOCATED AND MAINTAINED THAT THEY WILL BE CLEARLY VISIBLE FOR AT LEAST 300 FEET, FROM AN APPROACHING VEHICLE AND MAINTAINED AT ALL TIMES FREE FROM OBSTRUCTIONS. THE BOTTOM OF A SIGN SHALL BE AT LEAST 3 FEET ABOVE THE GROUND.

LIGHTS. ALL LIGHTS REQUIRED BY THE ENGINEER SHALL BE KEPT BURNING FROM SUNSET TO SUNRISE. THE NUMBER OF LIGHTS AT EACH SIGN SHALL BE AS ORDERED BY THE ENGINEER. ALL LIGHTS SHALL BE SO PLACED THAT THEY WILL BE CLEARLY VISIBLE FROM APPROACHING VEHICLES, AND SHALL NOT BE PLACED SO THAT THEY BURN OR SMOKE A SIGN. THE USE OF LANTERNS FOR LIGHTING SIGNS IS NOT APPROVED.

FOR FURTHER INFORMATION, SEE SPECIFICATIONS, SECTIONS 707 AND 708

ON SIGNS B-1 AND B-2 THE WORDS "BRIDGE CONSTRUCTION" SHALL BE REFLECTORIZED. ON SIGN B-3, THE ENTIRE SIGN SHALL BE REFLECTORIZED, ON SIGN B-4 THE WORDS "ONE WAY TRAFFIC" SHALL BE REFLECTORIZED. SIGN B-5 SHALL BE COMPLETELY REFLECTORIZED. REFLECTORIZATION SHALL BE AS FOLLOWS: (1) BACKGROUND REFLECTORIZATION BY AN APPROVED WHITE OR SILVER COLORED REFLECTING MATERIAL, THE FULL WIDTH OF THE SIGN WITH LETTERS PAINTED IN BLACK, OR (2) REFLECTORIZED LETTERS OF AN APPROVED WHITE OR SILVER REFLECTING MATERIAL ON A PAINTED BLACK. THE PANEL FOR EITHER TYPE OF REFLECTORIZATION SHALL BE 18 INCHES HIGH FOR SIGNS B-1 AND B-2; 24" HIGH FOR SIGN B-4. BACKGROUND REFLECTORIZATION (TYPE 1) FOR SIGNS B-3 AND B-5 SHALL COVER THE ENTIRE SIGN.

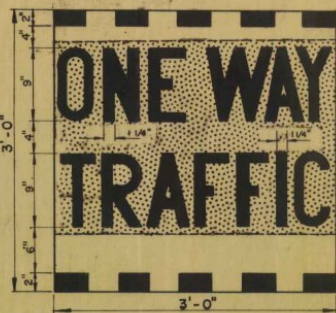
ON INTERSTATE CONTRACTS THE REFLECTORIZED PANELS ON SIGNS B-1 AND B-2 SHALL BE WORDED "INTERSTATE CONSTRUCTION" IN THE SAME SIZE AND TYPE OF LETTERS AS REQUIRED FOR "BRIDGE CONSTRUCTION".




BARRICADE



SIGN B-5



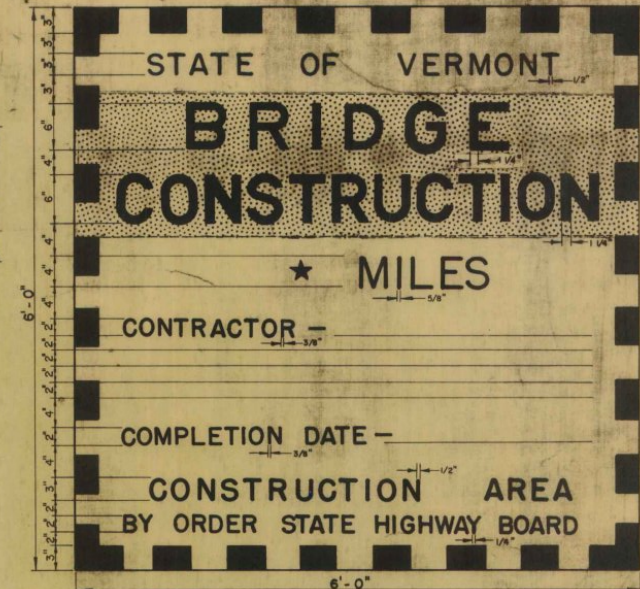
SIGN B-4



SIGN B-3



SIGN B-2



★ MILEAGE TO BE EXPRESSED IN MILES AND FRACTIONS OF MILES, TO THE NEAREST 1/4 MILE

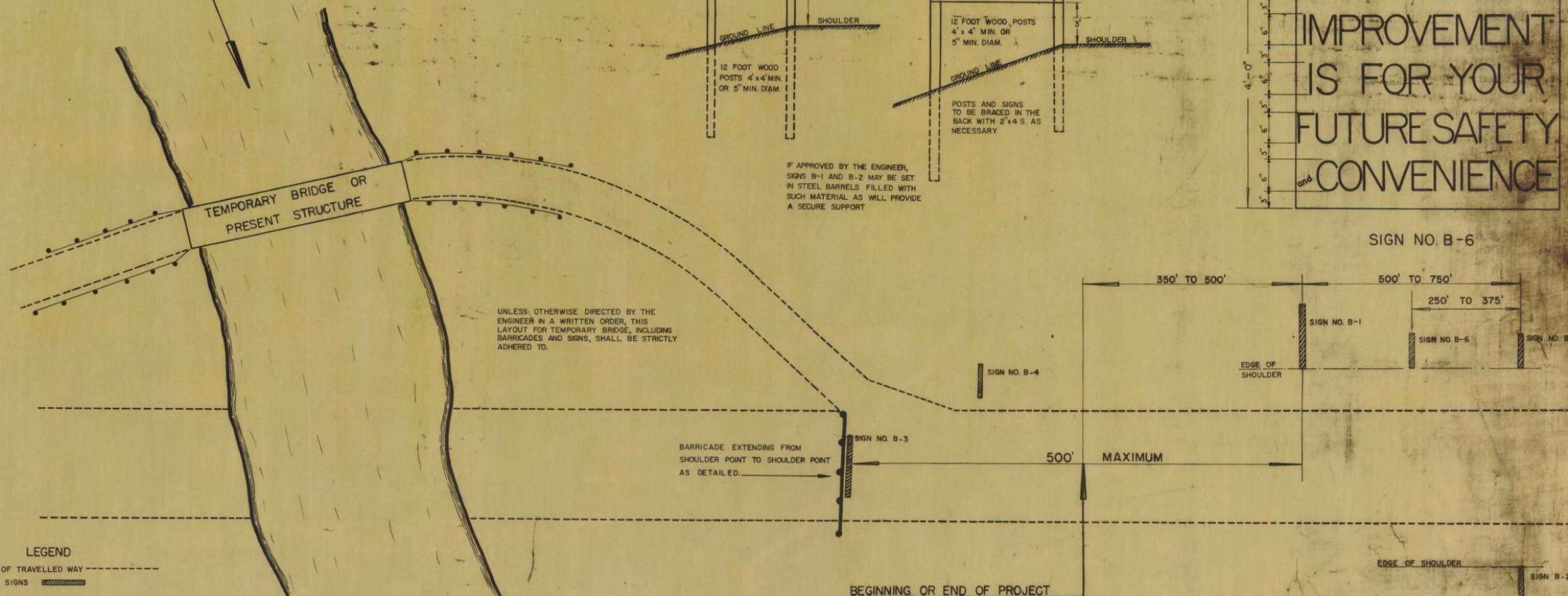
SIGN NO. B-1



SIGN NO. B-6

SIGNS B-3, B-4 AND B-5 TO BE USED AS REQUIRED IN THE PROTECTION OF THE TRAVELLING PUBLIC AND TO BE ERECTED SO THAT THE BOTTOM IS AT LEAST 3 FEET ABOVE THE GROUND.

THE TEMPORARY BRIDGE AND ITS APPROACHES SHALL BE ADEQUATELY AND SECURELY RAILED. ON AN APPROACH, THE RAIL SHALL EXTEND FROM THE END OF THE TEMPORARY BRIDGE AS FAR AS THE ENGINEER SHALL DIRECT. IT SHALL CONSIST OF WOOD POSTS 7 FEET LONG WITH A MINIMUM DIAMETER OF 6", SET 3 FEET IN THE GROUND AND TWO PLANKS 2" x 6" (OR EQUAL), MOUNTED 16" ABOVE THE GROUND AND SPACED 16"



IF APPROVED BY THE ENGINEER, SIGNS B-1 AND B-2 MAY BE SET IN STEEL BARRELS FILLED WITH SUCH MATERIAL AS WILL PROVIDE A SECURE SUPPORT

UNLESS OTHERWISE DIRECTED BY THE ENGINEER IN A WRITTEN ORDER, THIS LAYOUT FOR TEMPORARY BRIDGE, INCLUDING BARRICADES AND SIGNS, SHALL BE STRICTLY ADHERED TO.

LEGEND
EDGE OF TRAVELLED WAY
SIGNS

REVISIONS & CORRECTIONS

APPROVED DATE Dec. 16, 1958
 BRIDGE ENGINEER A. J. A.
 TRAFFIC ENGINEER A. W. C.
 CHIEF ENGINEER H. E. August
 HIGHWAY ENGINEER L. M. Lane
 CHIEF L. C. Cloutier
 CONSTRUCTION ENGINEER

BARRICADES, SIGNS AND LIGHTS FOR BRIDGES
BARRICADES, SIGNS AND LIGHTS. (FOR BRIDGES)

VERMONT DEPARTMENT OF HIGHWAYS
 STANDARD
E-2