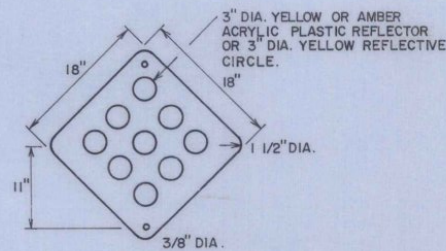
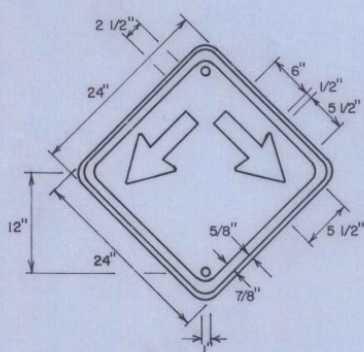


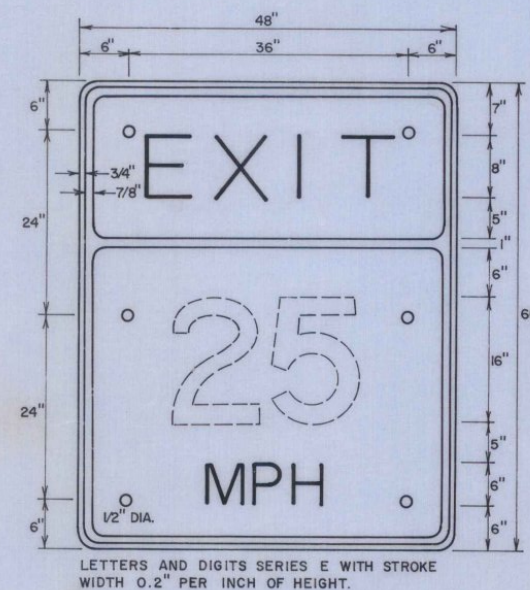
SIGN	DIMENSIONS (INCHES)							
	A	B	C	D	E	F	G	H
MIN.	30	1/2	3/4	3-3/8	13/16	8-7/16	6-3/4	1-7/8
STD & EXPWY	36	5/8	7/8	4	1	10	8	2-1/4
FWY.	48	3/4	1-1/4	5-5/16	1-3/8	13-15/16	10-5/8	3

SIGN	DIMENSIONS															
	A	B	C	D	E	F	G	H	J	K	L	M	N	P	Q	R
MIN.	30	1/2	3/4	5	3 3/4	3 1/4	5/8	5/16	18 3/4	6 1/4	1 1/4	2 1/2	3/8	5/16	1/2	1 7/8
STD.	36	5/8	7/8	6	4 1/2	3 3/4	3/4	3/8	22 1/2	7 1/2	1 1/2	3	1/2	11/8	5/8	2 1/4
SPECIAL	48	3/4	1 1/4	8	6	5	1 1/2	3/8	30	10	2	4	5/8	1 1/2	7/8	3

SIGN	DIMENSIONS													
	A	B	C	D	E	F	G	H	J	K	L	M	N	
MIN.	30	1/2	3/4	5	3 3/4	3 1/4	5/8	5/16	12 1/2	6 1/4	1 1/4	3/8	1 7/8	
STD.	36	5/8	7/8	6	4 1/2	3 3/4	3/4	3/8	15	7 1/2	1 1/2	1/2	2 1/4	
SPECIAL	48	3/4	1 1/4	8	6	5	1 1/2	20	10	2	5/8	3		



HAZARD MARKER:  
HAZARD MARKERS SHALL BE OF 0.060 FLAT SHEET ALUMINUM OR 18 GAGE GALVANIZED FLAT SHEET STEEL, WITH A YELLOW BAKED ENAMEL FINISH AND NINE 3" DIA. CIRCLES EVENLY SPACED WITH MATERIALS AS NOTED ABOVE.



**MATERIALS**

THE SIGN BASE MATERIALS USED FOR THE WARNING SIGNS ON THIS SHEET MAY BE ANY OF THE FOLLOWING, OF THE THICKNESS NOTED (IN INCHES).

	18 x 18	30 x 30	36 x 36	48 x 60
FLAT SHEET ALUMINUM	0.060	0.080	0.100	0.100
HIGH DENSITY OVERLAID PLYWOOD	1/2	1/2	5/8	5/8
GALVANIZED FLAT SHEET STEEL	18 GA.	16 GA.	14 GA.	16 GA.

THE REFLECTIVE MATERIAL SHALL BE OF REFLECTIVE SHEETING APPLIED TO THE ENTIRE BACKGROUND OF THESE SIGNS, EXCEPT THE HAZARD MARKER WHICH SHALL HAVE A BAKED ENAMEL BACKGROUND. THE TEXT AND BORDERS MAY BE SCREENED, LETTERING FILM, OR HAND PAINTED.

**COLORS**

THE WARNING SIGNS SHOWN ON THIS SHEET, EXCEPT THE HAZARD MARKER, YIELD AHEAD AND STOP AHEAD SHALL HAVE A BLACK TEXT AND BORDER OR A REFLECTORIZED YELLOW BACKGROUND. THE HAZARD MARKER SHALL HAVE A NON-REFLECTORIZED YELLOW BACKGROUND WITH YELLOW ACRYLIC PLASTIC REFLECTOR OR REFLECTIVE SHEETING CIRCLES. THE REFLECTIVE SHEETING FOR THESE CIRCLES SHALL HAVE A MINIMUM BRIGHTNESS VALUE OF 95 AT -4° ANGLE OF INCIDENCE AND 0.2° DIVERGENCE ANGLE; AND 7.5 AT 40° ANGLE OF INCIDENCE AND 0.5° DIVERGENCE ANGLE, EXPRESSED AS AVERAGE CANDLE POWER PER FOOT-CANDLE, PER SQUARE FOOT OF MATERIAL. THE YIELD AHEAD AND STOP AHEAD SIGNS SHALL HAVE A BLACK BORDER AND ARROW WITH A RED REVERSED SCREENED SYMBOL ON A WHITE BACKGROUND. THE MAIN BACKGROUND IS REFLECTORIZED YELLOW. THE YELLOW SHALL CONFORM WITH THE STANDARD COLORS ADOPTED BY THE AMERICAN ASSOCIATION OF STATE HIGHWAY AND TRANSPORTATION OFFICIALS AND APPROVED BY THE UNITED STATES DEPARTMENT OF TRANSPORTATION, FEDERAL HIGHWAY ADMINISTRATION.

**TEXT DESIGN**

LETTERS, DIGITS, SPACING AND TEXT DIMENSIONS SHALL CONFORM WITH THE STANDARD ALPHABETS AND DESIGNS PRESCRIBED IN THE MANUAL ON UNIFORM TRAFFIC CONTROL DEVICES.

**SPECIFICATIONS**

WARNING SIGNS SHALL MEET STANDARD SPECIFICATIONS FOR TRAFFIC SIGNS. THE YIELD AHEAD AND STOP AHEAD SIGNS SHALL HAVE AN ENCAPSULATED LENS REFLECTIVE MATERIAL BACKGROUND. ALL OTHERS ON THIS SHEET SHALL BE ENGINEER GRADE.

REVISIONS AND CORRECTIONS  
SEPT. 29, 1977 - REVISION DUE TO SYMBOL SIGNS.  
MAY 18, 1978 - ENCAPSULATED LENS NOTE ADDED.  
DEC 20, 1982 LANE MERGE SIGN REMOVED SYMBOL SIGN ADDED

APPROVED

DATE *Feb 4, 1972*  
  
 CHIEF ENGINEER  
  
 ASST. CHIEF ENGINEER  
  
 HIGHWAY ENGINEER

WARNING SIGNS



STANDARD  
E-19