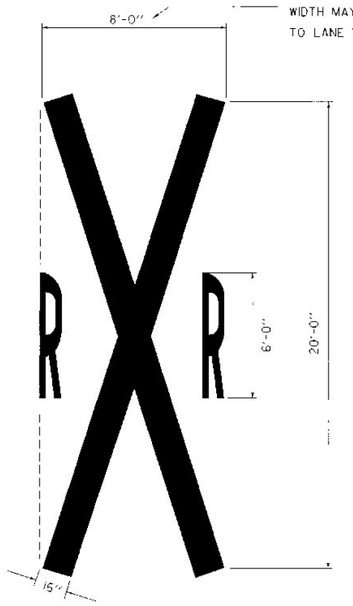

PAVEMENT MARKINGS

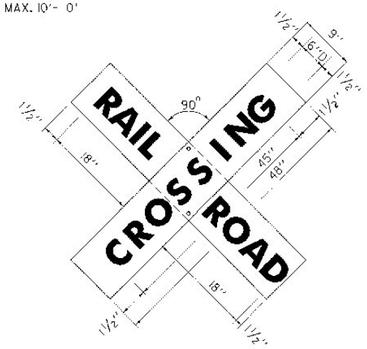

RAILROAD CROSSING SIGN (CROSSBUCK)

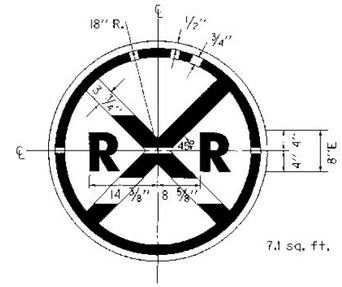

ADVANCE SIGN

SIGN MATERIALS AND COLORS

CROSSBUCKS SHALL BE EITHER 5/8" HIGH DENSITY OVERLAY PLYWOOD OR 0.100" ALUMINUM W/SILVER OR WHITE ENCAPSULATED LENS SHEETING, APPLIED TO BOTH SIDES OF SIGN PANELS.

ADVANCE SIGN SHALL BE 0.125" ALUMINUM W/YELLOW REFLECTIVE SHEETING. MULTI-TRACK SIGN SHALL BE 0.06" ALUMINUM W/SILVER OR WHITE REFLECTIVE SHEETING. TEXT, STRIPES AND BORDERS SHALL BE EITHER BLACK PAINTED OR LETTERING FILM.

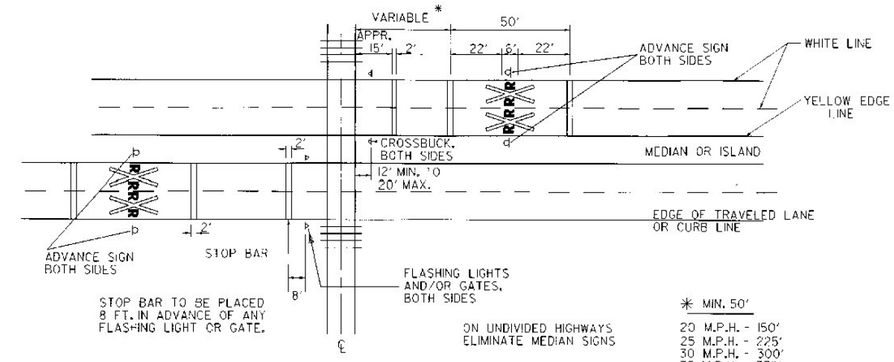

* MIN. 50'
20 M.P.H. - 150'
25 M.P.H. - 225'
30 M.P.H. - 300'
35 M.P.H. - 375'
40 M.P.H. - 450'
45 M.P.H. - 525'
50 M.P.H. - 600'
55 M.P.H. - 675'

4 LANE DIVIDED HIGHWAY

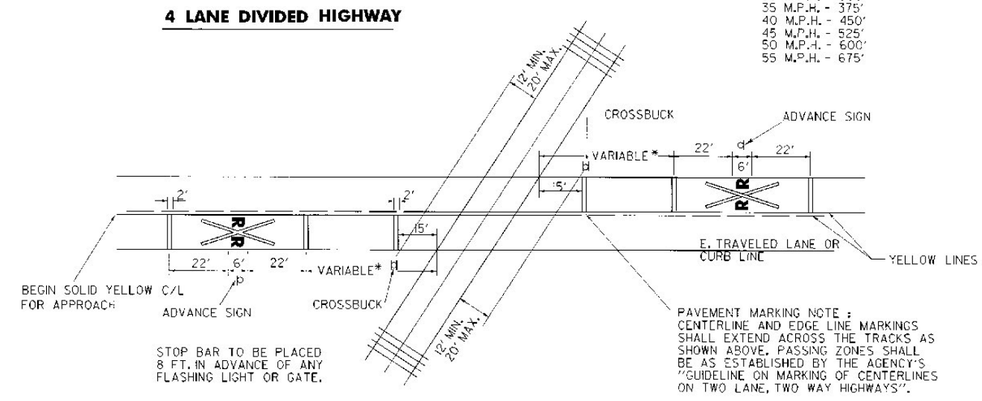

2 LANE HIGHWAY PAVED

ALSO APPLICABLE TO UNPAVED ROADS FOR PLACEMENT OF CROSSBUCKS AND ADVANCE SIGNS

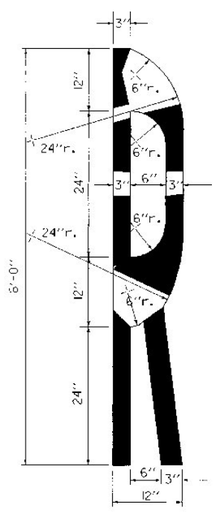

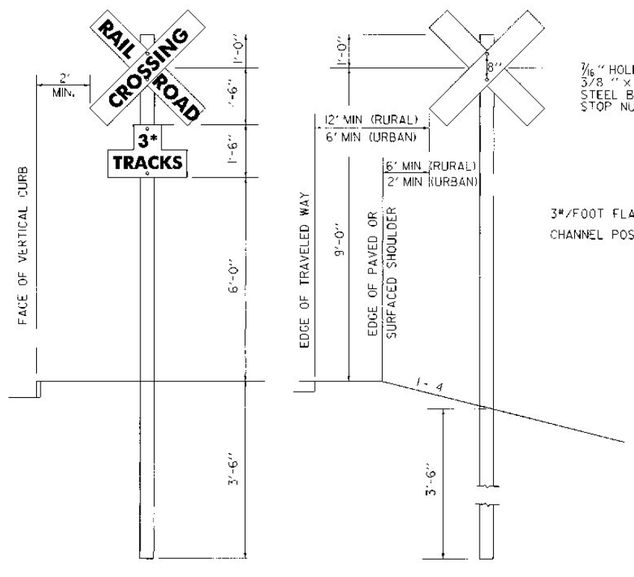

GENERAL NOTES

1. PAVEMENT MARKINGS

THESE MARKINGS SHALL BE PLACED, IF PHYSICALLY FEASIBLE, ON ALL PAVED APPROACHES TO RAILROAD CROSSINGS, WHERE THERE ARE SIGNALS AND/OR AUTOMATIC GATE AND AT ALL OTHER CROSSINGS WHERE THE PREVAILING SPEED OF HIGHWAY TRAFFIC IS 40 M.P.H. OR GREATER.

THE MARKINGS SHALL ALSO BE PLACED AT CROSSINGS WHERE ENGINEERING STUDIES INDICATE THERE IS A SIGNIFICANT POTENTIAL CONFLICT BETWEEN VEHICLES AND TRAINS. ALL MARKINGS SHALL BE WHITE EXCEPT FOR MEDIAN EDGELINES AND CENTERLINE ON 2 LANE ROADS WHICH SHALL BE YELLOW. THE RAILROAD CROSSING SYMBOL SHALL CONSIST OF THE "X" FLANKED BY TWO "R"'s AND THREE 24" STOP BARS; TWO BRACKETING THE "X", ONE AT THE CROSSING. AT MINOR CROSSINGS OR IN URBAN AREAS, THESE MARKINGS MAY BE OMITTED IF AN ENGINEERING STUDY INDICATES THAT OTHER DEVICES INSTALLED PROVIDE SUITABLE PROTECTION.

2. CROSSBUCKS

WHERE PHYSICALLY FEASIBLE AND VISIBLE TO APPROACHING TRAFFIC, THESE SIGNS SHALL BE INSTALLED ON THE RIGHT-HAND SIDE OF THE ROADWAY FOR EACH APPROACH TO THE CROSSING. MULTI-LANE DIVIDED HIGHWAYS SHALL HAVE SIGNS MOUNTED ON BOTH SIDES OF THE ROADWAY APPROACHES.

3. AUXILIARY SIGNS

A "NUMBER OF TRACKS" SIGN SHALL BE USED WHERE THERE ARE TWO OR MORE TRACKS AT THE CROSSING.

4. ADVANCE WARNING SIGNS

RAILROAD ADVANCE WARNING SIGNS WILL BE PROVIDED AND LOCATED IN ACCORDANCE WITH SECTION 8B-3 OF MUTCD

THIS SHEET IS NOT TO SCALE	OTHER STDS REQUIRED E-160

REVISIONS AND CORRECTIONS

SEPT. 10, 1987 - DATE OF ORIGINAL ISSUE
JAN. 12, 1988 - REVISE LOCATION OF ADVANCE SIGNS
AUG. 18, 1995 - DELETED ALUMINUM 3" X 3" TUBE
Superceded June 30, 2003

APPROVED FOR THIS PROJECT AND/OR DESIGN IMPLEMENTATION. FHWA FINAL APPROVAL PENDING.

APPROVED

Gordon S. MacArthur
DIRECTOR OF ENGINEERING

D. J. Ross
TRAFFIC AND SAFETY ENGINEER

RAILROAD CROSSING SIGNS AND PAVEMENT MARKINGS

/traf/std/stde190.dgn/stde190.1

VERMONT AGENCY OF TRANSPORTATION

STANDARD
E-190