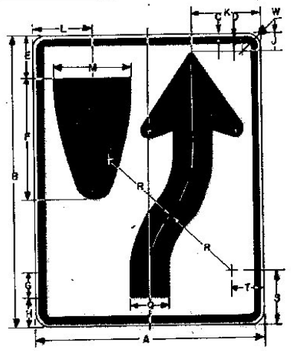

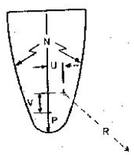

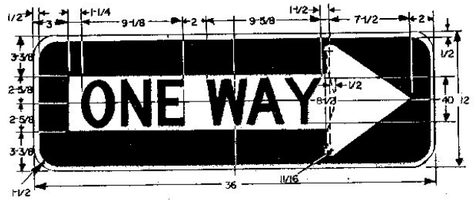



SIGN	DIMENSIONS (INCHES)									
	A	B	C	D	E	F	G	H	J	K
MIN.	18	24	3/8	5/8	3-3/8	9-3/8	1-7/8	2-1/4	1-3/8	5-1/2
STD.	24	30	3/8	5/8	4-1/2	12-1/2	2-1/2	3	1-7/8	7-3/8
EXPWY.	36	48	5/8	7/8	6-3/4	18-3/4	3-3/4	4-1/2	2-13/16	11-1/8
FWY.	48	60	3/4	1-1/4	9	25	5	6	3-3/4	14-13/16

SIGN	DIMENSIONS (INCHES)										
	L	M	N	P	Q	R	S	T	U	V	W
MIN.	4-11/16	6	22-1/2	1-1/2	3	6-3/4	4-1/8	2-1/4	1-1/16	7/16	1-1/2
STD.	6-1/4	8	30	2	4	9	5-1/2	3	1-3/8	2-13/16	1-1/2
EXPWY.	9-3/8	12	45	3	6	13-1/2	8-1/4	4-1/2	2	2-3/4	2-1/4
FWY.	12-1/2	16	60	4	8	18	11	6	2-11/16	5	3

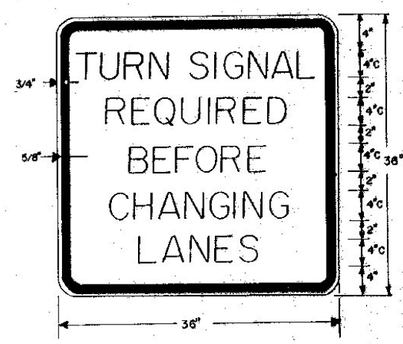

SIGN	DIMENSIONS (INCHES)										
	A	B	C	D	E	F	G	H	J	K	L
MIN	18	24	3/8	5/8	3	3E	2	8E	1-1/2	7-3/16	5-1/2
STD	24	30	3/8	5/8	4	4E	2	10E	1-1/2	9-9/16	7-5/16
EXPWY	36	48	5/8	7/8	6	6E	5	14E	2-1/4	14-3/8	11
FWY.	48	60	3/4	1-1/4	8	8E	4	20E	3	19-1/8	14-5/8

* OPTICALLY SPACE NUMERALS ABOUT VERTICAL CENTERLINE.

SIGN	DIMENSIONS (INCHES)										
	A	B	C	D	E	F	G	H	J	K	L
STD & MIN.	24	30	3/8	5/8	4	4C	2	10D	1-1/2	9-3/16	6-13/16
EXPWY	36	48	5/8	7/8	6	6C	5	14D	2-1/4	13-3/4	10-3/16
FWY.	48	60	3/4	1-1/4	8	8C	6	16D	3	18-3/8	13-5/8

* OPTICALLY SPACE NUMERALS ABOUT VERTICAL CENTERLINE.



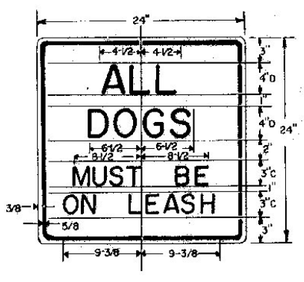

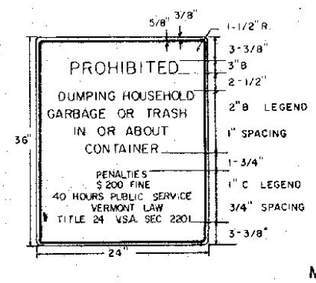



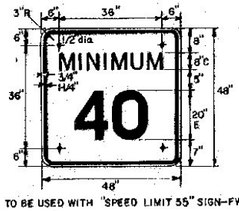

TO BE USED WITH "SPEED LIMIT 55" SIGN–FWY ONLY.

SIGN	DIMENSIONS (INCHES)													
	A	B	C	D	E	F	G	H	J	K	L	M	N	P
EXPWY	30	24	3/8	5/8	3-1/2	4C	2-1/2	4D	12-1/2	13	12-3/4	6-7/16	7	1-1/2
FWY.	48	36	5/8	7/8	5	6D	4	6D	20-7/16	21-1/8	19-1/8	10-1/16	10-9/16	2-1/4

* FOR FWY SIZE, REDUCE SPACING 50%

SIGN	DIMENSIONS (INCHES)										
	A	B	C	D	E	F	G	H	J	K	L
MIN.	18	24	3/8	5/8	3-1/2	4C	2-1/2	6-13/16	5-1/2	7	1-1/2
STD.	24	30	3/8	5/8	3-1/2	6C	2-1/2	9-3/16	7-9/16	9-3/4	1-1/2
EXPWY.	36	48	5/8	7/8	7	8C	5	13-5/8	11-1/16	14	2-1/4
FWY.	48	60	3/4	1-1/4	9	10C	6	17	13-13/16	17-1/2	3

* FOR STD SIZE, REDUCE SPACING 40%.

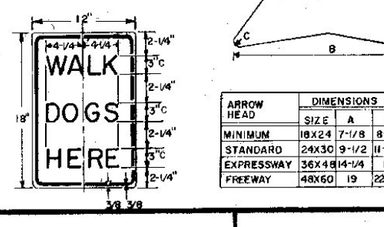

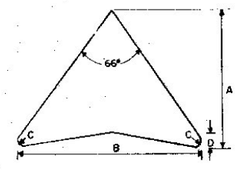

ARROW HEAD	DIMENSIONS (INCHES)				
	SIZE	A	B	C	D
MINIMUM	18X24	7-1/8	8-1/2	5/8	1-1/8
STANDARD	24X30	9-1/2	11-3/8	1	1-1/2
EXPRESSWAY	36X48	14-1/4	17	1-3/8	2-1/4
FREEWAY	48X60	19	22-5/8	1-7/8	3

COLORS:

THE REGULATORY SIGNS SHOWN ON THIS SHEET SHALL HAVE BLACK TEXT ON REFLECTORIZED WHITE BACKGROUND. THE COLORS SHALL CONFORM WITH THE COLORS ADOPTED BY THE AMERICAN ASSOCIATION OF STATE HIGHWAY AND TRANSPORTATION OFFICIALS AND APPROVED BY THE DEPARTMENT OF TRANSPORTATION, FEDERAL HIGHWAY ADMINISTRATION.

MATERIALS:

THE SIGN BASE MATERIALS USED FOR THE REGULATORY SIGNS SHOWN ON THIS SHEET MAY BE ANY OF THE FOLLOWING OF THE MINIMUM THICKNESS NOTED.

	12"X18" 18"X24"	24"X24" 24"X30" 30"X24" 30"X30"	36"X12" 36"X36" 36"X48" 48"X36" 48"X60"
FLAT SHEET ALUMINUM	0.060"	0.080"	0.100"
HIGH DENSITY OVERLAID PLYWOOD	1/2"	1/2"	5/8"
GALVANIZED FLAT SHEET STEEL	18 GAGE	16 GAGE	14 GAGE

THE REFLECTIVE MATERIAL FOR GROUND MOUNTED SIGNS SHALL BE FLAT TOP WHITE REFLECTIVE SHEETING APPLIED TO THE ENTIRE BACKGROUND OF THE SIGN.

THE TEXT OF THE SIGNS MAY BE LETTERING FILM, SILK SCREENED OR HAND PAINTED. WHEN HAND PAINTED, POOR WORKMANSHIP SHALL BE CAUSE FOR REJECTION.

SPECIFICATIONS:

REGULATORY SIGNS SHALL MEET THE STANDARD STATE SPECIFICATIONS FOR TRAFFIC SIGNS.

TEXT DESIGN:

LETTERS, DIGITS, ARROWS, SPACINGS, AND TEXT DIMENSIONS SHALL CONFORM WITH THE STANDARD ALPHABETS AND DESIGNS PRESCRIBED IN THE MANUAL ON UNIFORM TRAFFIC CONTROL DEVICES PREPARED BY THE NATIONAL JOINT COMMITTEE ON UNIFORM TRAFFIC CONTROL DEVICES.

REVISIONS AND CORRECTIONS

SEPT. 28, 1984 – ADDED "MINIMUM 40" SIGN – CHANGED "SPEED LIMIT 50" (FWY. – G & H)

– CHANGED "PROHIBITED DUMPING HOUSEHOLD GARBAGE" SIGN

DEC. 27, 1984 – CLARIFIED KEEP RIGHT SYMBOL

FEB. 3, 1986 – UPDATED TO 1986 SPECIFICATIONS

APPROVED

DATE JULY 18, 1984

DIRECTOR OF ENGINEERING AND CONSTRUCTION

Arthur J. Foss

CHIEF OF DESIGN

SURVEY AND PLANS ENGINEER

REGULATORY SIGNS

VERMONT AGENCY OF TRANSPORTATION

STANDARD

E-15B