






LINE 3 ALTERNATE - 16,000



SIGN	DIMENSIONS (INCHES)													
	A	B	C	D	E	F	G	H	J	K	L	M	N	P
STD. MIN.	24	30	3/8	5/8	3-5/8	40	2-1/4	9-1/4	9-5/8	6-3/8	3-1/2	10	1-1/2	
SPECIAL	36	48	5/8	7/8	6	60	4	14	14-7/16	9-3/4	5-1/4	15	2-1/4	
SPECIAL	48	60	3/4	1-1/4	7-1/4	80	4-1/2	18-1/2	19-1/4	11-1/4	7	20	3	

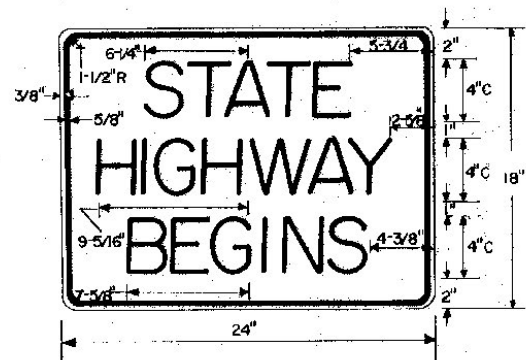
\* REDUCE SPACING 25%

SIGN	DIMENSIONS (INCHES)													
	A	B	C	D	E	F	G	H	J	K	L	M	N	P
MIN. B. STD.	24	30	3/8	5/8	3-5/8	40	2-1/4	9-3/4	10	6	6-9/16	7-1/8	7-5/8	1-1/2
EXP. FWY.	36	48	5/8	7/8	6	60	4	14-5/8	15	9	9-1/8	10-1/16	11-3/8	2-1/4
FWY.	48	60	3/4	1-1/4	7-1/4	80	4-1/2	19-1/2	20	12	13-1/8	14-1/4	15-1/4	3

SIGN	DIMENSIONS (INCHES)													
	A	B	C	D	E	F	G	H	J	K	L	M	N	P
MIN. B. STD.	24	30	3/8	5/8	3-5/8	40	2-1/4	9-1/4	9-5/8	6-3/8	3-1/2	10	1-1/2	
EXP. FWY.	36	48	5/8	7/8	6	60	4	14-5/8	15	9	9-1/8	10-1/16	11-3/8	2-1/4
FWY.	48	60	3/4	1-1/4	7-1/4	80	4-1/2	19-1/2	20	12	13-1/8	14-1/4	15-1/4	3

\* REDUCE SPACING 32%

SIGN	DIMENSIONS (INCHES)													
	A	B	C	D	E	F	G	H	J	K	L	M	N	P
MIN. B. STD.	24	30	3/8	5/8	3-5/8	40	2-1/4	9-9/16	9-3/16	4-3/4	5	7-1/8	7-5/8	1-1/2
EXP. FWY.	36	48	5/8	7/8	6	60	4	14-5/8	15	9	9-1/8	10-1/16	11-3/8	2-1/4
FWY.	48	60	3/4	1-1/4	7-1/4	80	4-1/2	19-1/2	20	12	13-1/8	14-1/4	15-1/4	3



**COLORS:**

THE REGULATORY SIGNS SHOWN ON THIS SHEET SHALL HAVE BLACK TEXT ON REFLECTORIZED WHITE BACKGROUND. THE COLORS SHALL CONFORM WITH THE COLORS ADOPTED BY THE AMERICAN ASSOCIATION OF STATE HIGHWAY AND TRANSPORTATION OFFICIALS AND APPROVED BY THE DEPARTMENT OF TRANSPORTATION, FEDERAL HIGHWAY ADMINISTRATION.

**MATERIALS:**

THE SIGN BASE MATERIALS USED FOR THE REGULATORY SIGNS SHOWN ON THIS SHEET MAY BE ANY OF THE FOLLOWING OF THE MINIMUM THICKNESS NOTED.

FLAT SHEET ALUMINUM	0.060"	0.080"	0.100"
HIGH DENSITY OVERLAID PLYWOOD	1/2"	1/2"	5/8"
GALVANIZED FLAT SHEET STEEL	18 GAGE	16 GAGE	14 GAGE

THE REFLECTIVE MATERIAL FOR GROUND MOUNTED SIGNS SHALL BE FLAT TOP WHITE REFLECTIVE SHEETING APPLIED TO THE ENTIRE BACKGROUND OF THE SIGN.

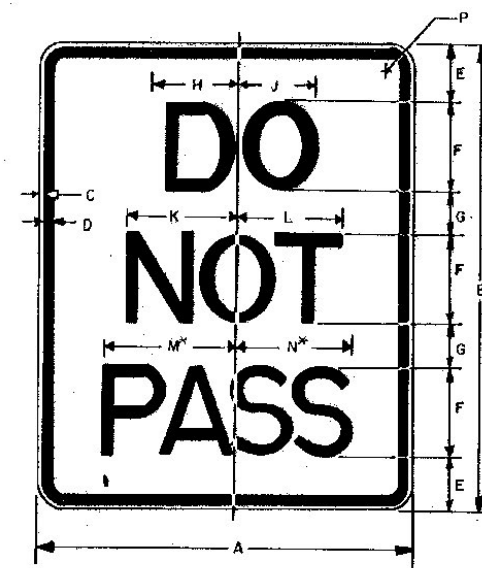
THE TEXT OF THE SIGNS MAY BE LETTERING FILM, SILK SCREENED OR HAND PAINTED. WHEN HAND PAINTED, POOR WORKMANSHIP SHALL BE CAUSE FOR REJECTION.

**SPECIFICATIONS:**

REGULATORY SIGNS SHALL MEET THE STANDARD STATE SPECIFICATIONS FOR TRAFFIC SIGNS.

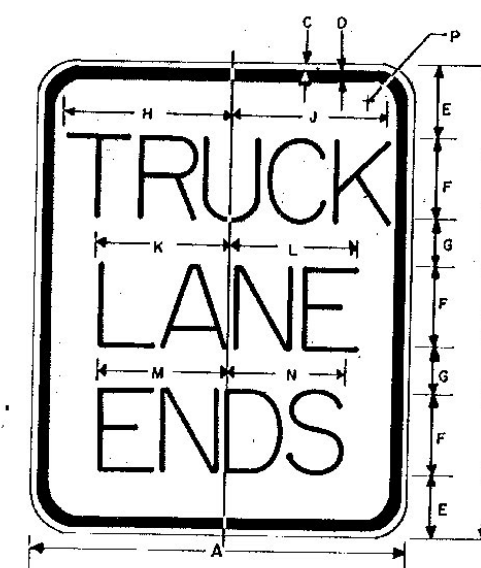
**TEXT DESIGN:**

LETTERS, DIGITS, ARROWS, SPACINGS, AND TEXT DIMENSIONS SHALL CONFORM WITH THE STANDARD ALPHABETS AND DESIGNS PRESCRIBED IN THE MANUAL ON UNIFORM TRAFFIC CONTROL DEVICES PREPARED BY THE NATIONAL JOINT COMMITTEE ON UNIFORM TRAFFIC CONTROL DEVICES.



\* REDUCE SPACING 40%

SIGN	DIMENSIONS (INCHES)													
	A	B	C	D	E	F	G	H	J	K	L	M	N	P
MIN. B. STD.	18	24	3/8	5/8	3-1/2	40	2-1/2	3-1/8	3-5/16	4-3/4	4-7/8	6-1/4	6-1/2	1-1/2
STD.	24	30	3/8	5/8	3-1/2	60	2-1/2	4-11/16	5	7-1/8	7-3/8	9-3/8	9-3/4	1-1/2
EXP. FWY.	36	48	5/8	7/8	7	80	5	6-1/4	6-5/8	9-1/2	9-3/4	12-1/2	13	2-1/4
FWY.	48	60	3/4	1-1/4	8	100	7	7-3/4	8-5/16	11-7/8	12-1/4	15-5/8	16-1/4	3



SIGN	DIMENSIONS (INCHES)													
	A	B	C	D	E	F	G	H	J	K	L	M	N	P
MIN. B. STD.	24	30	3/8	5/8	3-1/2	60	2-1/2	10-1/4	10-3/16	7-3/4	7-3/4	7-5/16	8	1-1/2
EXP. FWY.	36	48	5/8	7/8	7	80	5	13-1/16	13-5/8	10-3/8	10-5/16	10-1/16	10-1/16	2-1/4
FWY.	48	60	3/4	1-1/4	8	100	7	20-5/8	20-5/8	15-7/8	15-15/16	16-1/16	16-1/16	3

REVISIONS AND CORRECTIONS

FEB. 3, 1986 - UPDATED TO 1986 SPECIFICATIONS

APPROVED

DATE JULY 18, 1984

DIRECTOR OF ENGINEERING AND CONSTRUCTION

*Arthur J. Goss*  
CHIEF OF DESIGN

*Frank J. ...*  
SURVEY AND PLANS ENGINEER

REGULATORY SIGNS



STANDARD  
E-15 A