

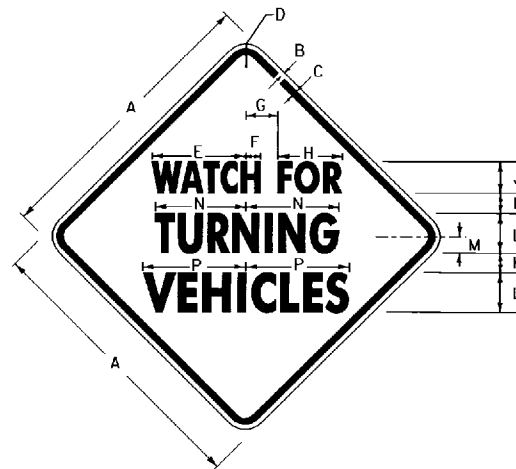
W5-1



LETTER SPACING REDUCED 25%

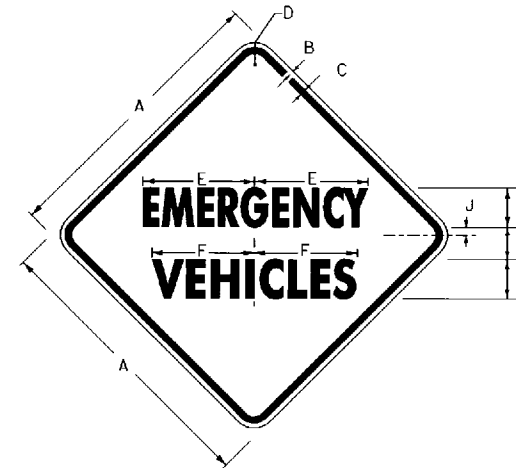
SIGN	DIMENSIONS (INCHES)										
	A	B	C	D	E	F	G	H	J	K	L
MIN	30	1/2	3/4	5D	3	1 3/4	7 7/8	8 5/8	14 3/4	15 1/8	1 7/8
STD	36	5/8	7/8	6D	3 1/2	2	9 1/2	10 5/8	17 5/8	18 1/4	2 1/4
SPECIAL	48	3/4	1 1/4	8D	4	3	12 1/8	13 3/4	23 1/2	23 3/8	3

VW-205



SIGN	DIMENSIONS (INCHES)													
	A	B	C	D	E	F	G	H	J	K	L	M	N	P
MIN	30	1/2	3/4	1 1/8	9 5/8	1 1/2	3 3/8	6 3/8	4B	2	5B	2	9 1/4	10 1/4
STD	36	5/8	7/8	2 1/4	11 3/4	1 7/8	4	8	4C	2 1/2	5C	2	11 1/2	12 7/8
SPECIAL	48	3/4	1 1/4	3	14 3/4	2 3/8	5 3/8	10	5C	3 3/8	8B	2 5/8	14 9/16	16 3/16

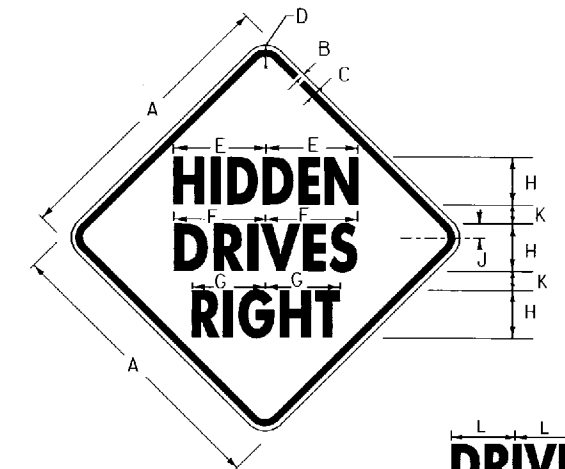
VW-544



SIGN	DIMENSIONS (INCHES)									
	A	B	C	D	E	F	G	H	J	
MIN	30	1/2	3/4	1 7/8	12 3/4	9 1/16	4C*	3 3/8	7/8	
STD	36	5/8	7/8	2 1/4	14 3/8	11 5/16	5C*	4	1	
SPECIAL	48	3/4	1 1/4	3	19 1/8	15 7/16	6C	5 3/8	1 1/8	

* LETTER SPACING REDUCED 50%

VW-054

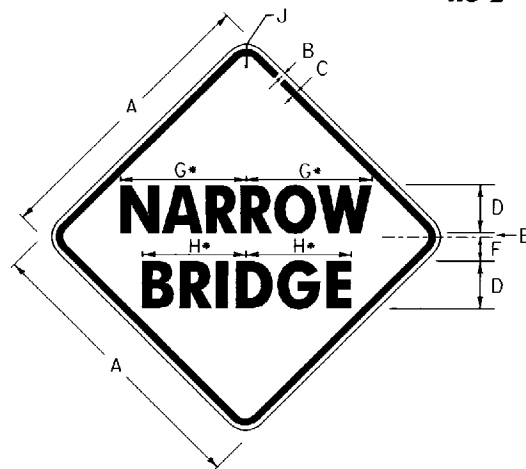


DRIVE
LEFT

VW-133

SIGN	DIMENSIONS (INCHES)												
	A	B	C	D	E	F	G	H	J	K	L	M	
MIN	24	3/8	5/8	1 1/2	7 1/16	7 5/8	6 3/16	4C	1 1/16	2	6 3/16	4 7/8	
STD	30	1/2	3/4	1 7/8	9 3/16	9 1/2	7 1/16	5C	1 1/2	2	7 3/4	6 1/8	
EXPWY.	36	5/8	7/8	2 1/4	11 7/16	11 1/16	9 3/16	6C	1 5/8	2 3/8	9 5/8	7 3/8	
SPECIAL	48	3/4	1 1/4	3	15 3/8	15 1/4	12 5/16	8C	2 3/8	3 3/16	12 3/8	9 1/16	

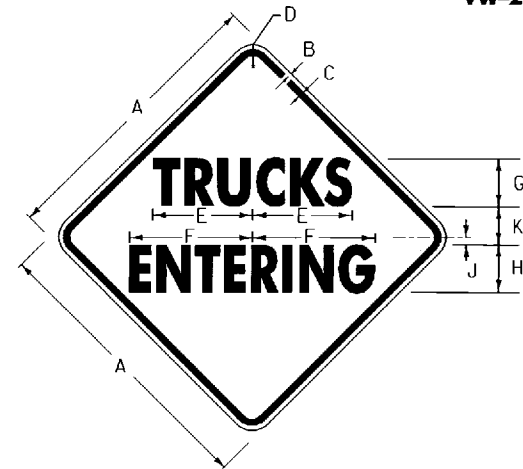
W5-2



REDUCE LETTER SPACING BY 20%

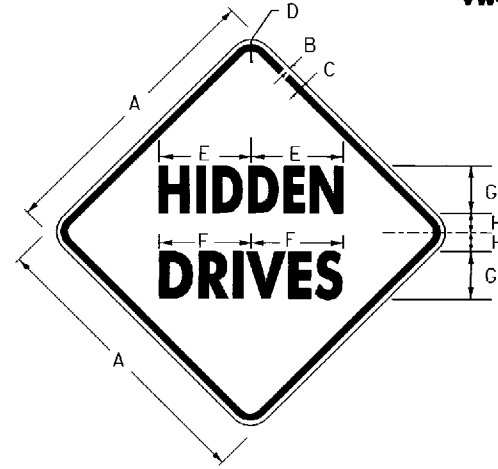
SIGN	DIMENSIONS (INCHES)									
	A	B	C	D	E	F	G	H	J	
MIN	24	3/8	5/8	4D	1 1/4	2	10 7/16	8 3/4	1 1/2	
STD	30	1/2	3/4	5D	1 1/2	2 1/2	13 1/16	10 7/8	1 7/8	
SPECIAL	36	5/8	7/8	6D	3/4	3	15 1/16	13 1/8	2 1/4	

VW-202



SIGN	DIMENSIONS (INCHES)										
	A	B	C	D	E	F	G	H	J	K	
MIN	30	1/2	3/4	1 7/8	14 1/16	6 1/16	5C	5C	3/4	4	
STD	36	5/8	7/8	2 1/4	17 3/8	8	6C	6C	7/8	4 3/16	
SPECIAL	48	3/4	1 1/4	3	23 3/8	10 1/16	8B	8C	1 1/8	6 3/8	

VW-060



SIGN	DIMENSIONS (INCHES)							
	A	B	C	D	E	F	G	H
MIN	24	3/8	5/8	1 1/2	7 1/16	7 5/8	4C	2
STD	30	1/2	3/4	1 7/8	9 3/16	9 1/2	5C	2
EXPWY.	36	5/8	7/8	2 1/4	11 1/2	11 1/16	6C	2 3/8
SPECIAL	48	3/4	1 1/4	3	15 3/8	15 1/4	8C	3 3/8

VW-622



REDUCE LETTER SPACING BY 50%

SIGN	DIMENSIONS (INCHES)									
	A	B	C	D	E	F	G	H	J	
MIN	24	3/8	5/8	1 1/2	11 1/16	5 5/16	2 1/16	3 3/16	4C	
STD	30	1/2	3/4	1 7/8	14 1/16	6 1/16	3 3/16	4 3/16	5C	
SPECIAL	36	5/8	7/8	2 1/4	17 3/8	8	4	5	6C	

COLORS

ALL OF THE WARNING SIGNS SHOWN ON THIS SHEET SHALL HAVE BLACK LETTERS AND SYMBOLS ON REFLECTORIZED YELLOW BACKGROUND, EXCEPT AS OTHERWISE NOTED. THE COLORS SHALL CONFORM WITH THE COLORS ADOPTED BY THE AMERICAN ASSOCIATION OF STATE HIGHWAY AND TRANSPORTATION OFFICIALS AND APPROVED BY THE DEPARTMENT OF TRANSPORTATION AND THE FEDERAL HIGHWAY ADMINISTRATION.

MATERIALS

THE SIGN BASE MATERIALS USED FOR THE WARNING SIGNS SHOWN ON THIS SHEET MAY BE ANY OF THE FOLLOWING, OF THE MINIMUM THICKNESS NOTED:

	24" x 24"	30" x 30"	36" x 36"	48" x 48"
FLAT SHEET ALUMINUM	0.080"	0.100"	0.125"	
HIGH DENSITY OVERLAID PLYWOOD	1/2"	3/8"	5/8"	
GALVANIZED FLAT SHEET STEEL	16 GAGE	14 GAGE	12 GAGE	

THE TEXT, BORDER AND SYMBOLS SHALL BE LETTERING FILM, SILK SCREENED OR HAND PAINTED. WHEN HAND PAINTED, POOR WORKMANSHIP SHALL BE CAUSE FOR REJECTION. THE REFLECTIVE MATERIAL SHALL BE REFLECTIVE SHEETING APPLIED TO THE ENTIRE BACKGROUND OF THE SIGN. ENCAPSULATED LENS REFLECTIVE SHEETING SHALL BE USED FOR THE SIGN BACKGROUND WHERE NOTED.

TEXT DESIGN

LETTERS, DIGITS, SYMBOLS, SPACINGS AND TEXT SHALL CONFORM WITH THE STANDARD ALPHABETS AND DESIGNS PRESCRIBED IN THE MANUAL ON UNIFORM TRAFFIC CONTROL DEVICES

SPECIFICATIONS

WARNING SIGNS SHALL MEET THE VERMONT STANDARD SPECIFICATIONS FOR "TRAFFIC SIGNS".

OTHER STDS. REQUIRED:

REVISIONS AND CORRECTIONS

AUG. 08, 1995 - DATE OF ORIGINAL ISSUE

APPROVED

Stephen S. MacArthur
DIRECTOR OF ENGINEERING

David A. Rose
TRAFFIC AND SAFETY ENGINEER

WARNING SIGN
DETAILS

APPROVED FOR THIS PROJECT
AND/OR DESIGN IMPLEMENTATION.
FHWA FINAL APPROVAL PENDING.

\\traf\std\std154.dgn : std154.i



STANDARD
E-154