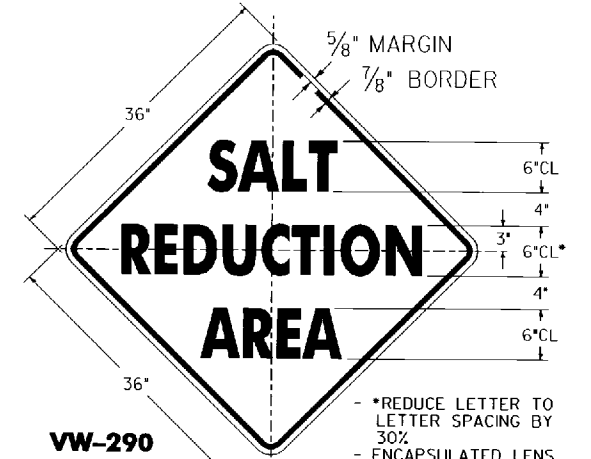
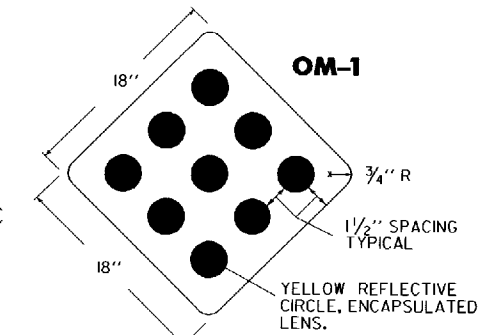
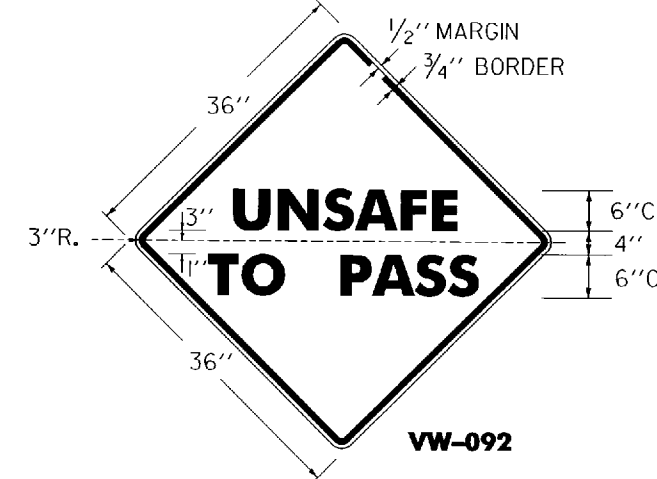


OR
RAMP
 WITH "RAMP"
 TEXT SIGN
 NUMBER IS
W13-3



- *OPTICALLY SPACE NUMBERS ABOUT VERTICAL CENTERLINE
 - **INCREASE SPACING 100%
 - THE "RAMP" SPEED SIGN IS USED ON RAMP'S LEADING FROM ONE FREEWAY TO ANOTHER AND THE "EXIT" SPEED SIGN IS USED ON NORMAL EXITS.

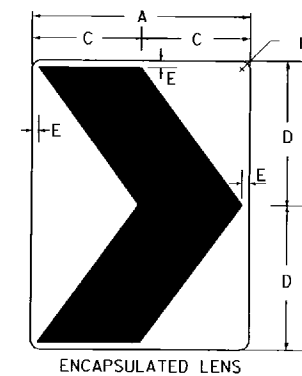
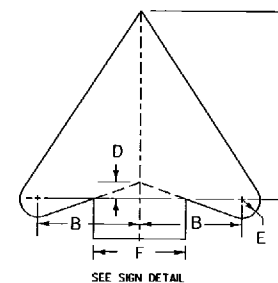
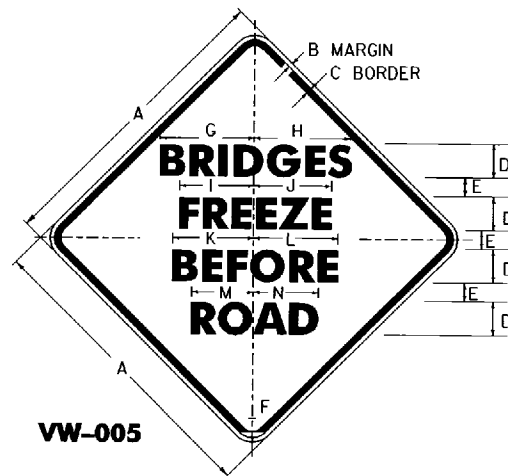
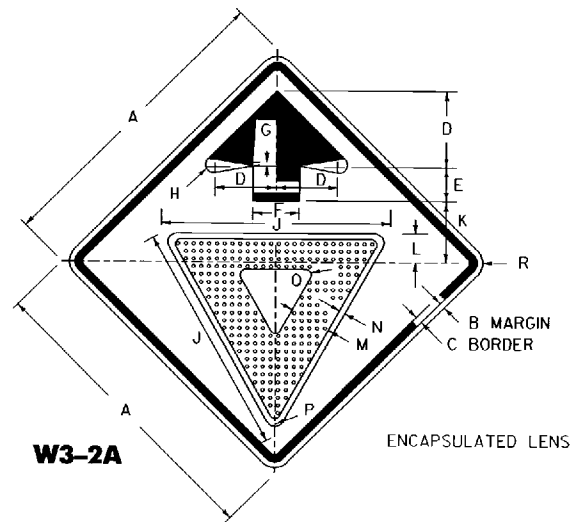


SIGN	DIMENSIONS (INCHES)																
	A	B	C	D	E	F	G	H	J	K	L	M	N	P	Q	R	S
MIN. & STD.	24	30	3/8	3/8	10 1/4	8 3/4	3 1/2	2 3/8	4 3/8	22 1/4	1 1/2	6 3/8	2 3/8	10 3/8	22 3/8		
EXPWY.	36	48	5/8	5/8	15 3/4	13 1/4	5 1/4	3 3/8	6 3/8	33 3/4	2 1/4	9 3/8	4	15 3/8	33 3/8		
FWY.	48	60	3/4	3/4	20 1/2	17 1/2	7	4 3/4	8 3/8	45	3	12 3/8	5 1/4	20 3/8	44 3/8		

COLORS
 BORDER AND ARROW - BLACK (NON-REFL)
 SYMBOL - WHITE BORDER ON RED BACKGROUND (REFL)

SIGN	DIMENSIONS (INCHES)													
	A	B	C	D	E	F	G	H	J	K	L	M	N	P
MIN.	30	1/2	3/4	7 1/2	3 3/4	5	3/8	3/8	15 3/4	6 1/4	2 7/8	1/2	1 1/4	
STD.	36	3/8	3/8	9	4 1/2	6	3/4	3/8	19	7 1/2	3 1/2	5/8	2 1/4	
SPECIAL	48	3/4	1 1/4	12	6	8	1	1 1/2	25 1/8	10	4 1/2	3/4	3	

SIGN	DIMENSIONS (INCHES)																
	A	B	C	D	E	F	G	H	J	K	L	M	N	P	Q	R	S
MIN. & STD.	24	30	3/8	3/8	10 1/4	8 3/4	3 1/2	2 3/8	4 3/8	22 1/4	1 1/2	6 3/8	2 3/8	10 3/8	22 3/8		
EXPWY.	36	48	5/8	5/8	15 3/4	13 1/4	5 1/4	3 3/8	6 3/8	33 3/4	2 1/4	9 3/8	4	15 3/8	33 3/8		
FWY.	48	60	3/4	3/4	20 1/2	17 1/2	7	4 3/4	8 3/8	45	3	12 3/8	5 1/4	20 3/8	44 3/8		



COLORS
 ALL THE WARNING SIGNS SHOWN ON THIS SHEET SHALL HAVE BLACK TEXT AND SYMBOLS ON REFLECTORIZED YELLOW BACKGROUND EXCEPT AS OTHERWISE NOTED. THE COLORS SHALL CONFORM WITH THE COLORS ADOPTED BY THE AMERICAN ASSOCIATION OF STATE HIGHWAY AND TRANSPORTATION OFFICIALS AND APPROVED BY THE DEPARTMENT OF TRANSPORTATION, FEDERAL HIGHWAY ADMINISTRATION.

MATERIALS
 THE SIGN BASE MATERIALS USED FOR THE WARNING SIGNS SHOWN ON THIS SHEET MAY BE ANY OF THE FOLLOWING, OF THE MINIMUM THICKNESS NOTED.

	24" x 24"	24" x 30"	36" x 36"	48" x 48"
12" x 18"	30" x 30"	36" x 48"	48" x 60"	
0.060"	0.080"	0.100"	0.125"	
1/2" GAGE	1/2" GAGE	3/8" GAGE	5/8" GAGE	
FLAT SHEET ALUMINUM	HIGH DENSITY OVERLAID PLYWOOD	CALVANIZED FLAT SHEET STEEL		
	18 GAGE	16 GAGE	14 GAGE	12 GAGE

THE TEXT, BORDER, AND SYMBOL SHALL BE LETTERING FILM, SILK SCREENED OR HAND PAINTED. WHEN HAND PAINTED, POOR WORKMANSHIP SHALL BE CAUSE FOR REJECTION. ENCAPSULATED LENS REFLECTIVE SHEETING SHALL BE USED FOR THE SIGN BACKGROUND WHERE NOTED.

TEXT DESIGN
 LETTERS, DIGITS, SYMBOLS, SPACINGS, AND TEXT DIMENSIONS SHALL CONFORM WITH THE STANDARD ALPHABETS AND DESIGNS PRESCRIBED IN THE MANUAL ON UNIFORM TRAFFIC CONTROL DEVICES.

SPECIFICATIONS
 WARNING SIGNS SHALL MEET THE VERMONT STANDARD SPECIFICATIONS FOR "TRAFFIC SIGNS".

OTHER STDS. REQUIRED:

REVISIONS AND CORRECTIONS
 OCT. 30, 1987 - DATE OF ORIGINAL ISSUE
 AUG. 08, 1995 - ADDED SIGN DETAIL AND I.D. NUMBER FOR EACH DETAIL
 JAN. 15, 1997 - REMOVED STORM SIGN DETAIL

APPROVED

 DIRECTOR OF ENGINEERING

 DIRECTOR OF CONSTRUCTION & MAINTENANCE

WARNING SIGN DETAILS



STANDARD E-150