


COLORS
 CIRCLE AND DIAGONAL - RED (REFL)
 SYMBOL AND BORDER - BLACK (NON - REFL)
 BACKGROUND - WHITE (REFL - RURAL)

R3-3A

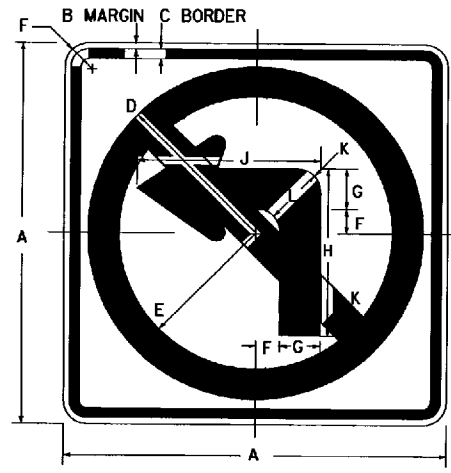

SIGN	DIMENSIONS (INCHES)										
	A	B	C	D	E	F	G	H	J		
TURBAN MIN. AND STD.	12	3/8	3/8	3	6E(M)	4 3/8	3 3/8	1	1 1/2		
RURAL MIN. AND STD.	24	3/8	3/8	6	12E(M)	10 1/2	8 1/2	2	1 1/2		
EXPWY.	36	3/8	3/8	9	18E(M)	15 3/4	12 3/4	3	2 1/4		
FWY.	48	3/4	1/4	12	24E(M)	21	17	4	3		



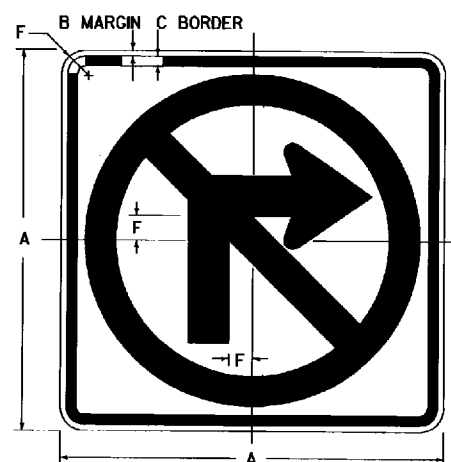
COLORS
 CIRCLE AND DIAGONAL - RED (REFL)
 SYMBOL AND BORDER - BLACK (NON - REFL)
 BACKGROUND - WHITE (REFL)

R9-4A

SIGN	DIMENSIONS (INCHES)									
	A	B	C	D	E	F	G	H	J	
MIN.	18	3/8	3/8	7 1/8	6 3/8	1 1/2	3 3/4	10 1/2	1 1/2	
STD.	24	3/8	3/8	10 1/2	8 1/2	2	5	14	1 1/2	



R3-2

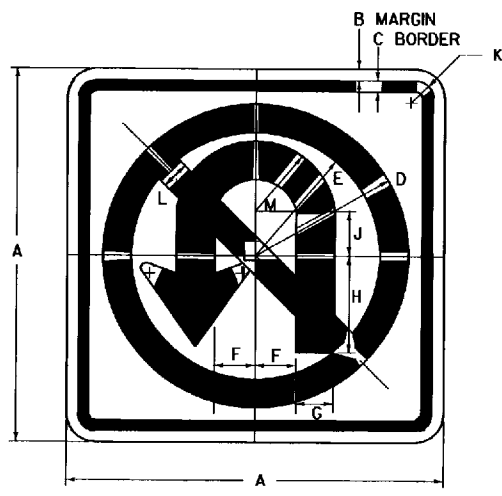


R3-1

NOTE:
 USE SAME ARROW DETAIL FOR R3-1 AND R3-2

COLORS
 CIRCLE AND DIAGONAL - RED (REFL)
 ARROW AND BORDER - BLACK (NON - REFL)
 BACKGROUND - WHITE (REFL)

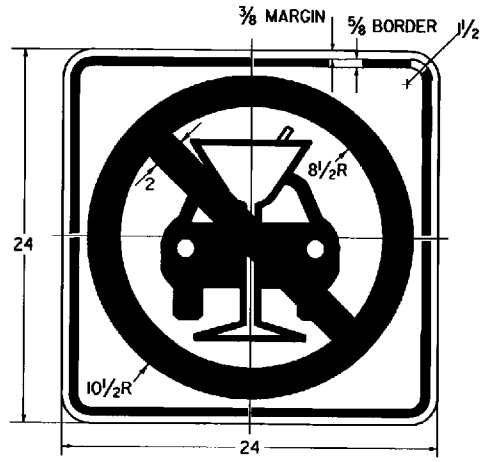
SIGN	DIMENSIONS (INCHES)										
	A	B	C	D	E	F	G	H	J	K	L
MIN. AND STD.	24	3/8	3/8	10 1/2	8 1/2	1 1/2	2 1/2	10 1/2	1 1/2	2	1 1/2
SPECIAL	30	1/2	3/4	13 3/8	10 5/8	1 3/8	3 3/8	13 1/8	1 1/2	2 1/2	5/8
EXPWY.	36	3/8	3/8	15 3/4	12 3/4	2 1/4	3 3/4	15 3/4	1 3/4	3	3/4
SPECIAL	48	3/4	1/4	21	17	3	5	21	2 3/4	4	1



COLORS
 CIRCLE AND DIAGONAL - RED (REFL)
 ARROW AND BORDER - BLACK (NON - REFL)
 BACKGROUND - WHITE (REFL)


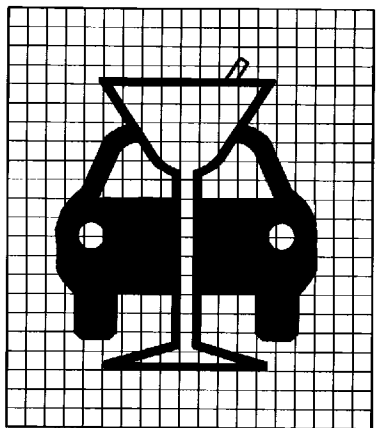
R3-4

SIGN	DIMENSIONS (INCHES)												
	A	B	C	D	E	F	G	H	J	K	L	M	
MIN. AND STD.	24	3/8	3/8	10 1/2	8 1/2	2 1/2	2 1/2	6	2 1/4	1 1/2	2	5	
SPECIAL	30	1/2	3/4	13 3/8	10 5/8	3 3/8	3 3/8	7 1/2	2 5/8	1 5/8	2 1/2	6 1/4	
EXPWY.	36	3/8	3/8	15 3/4	12 3/4	3 3/4	3 3/4	9	3 3/8	2 1/4	3	7 1/2	
SPECIAL	48	3/4	1/4	21	17	5	5	12	4 1/2	3	4	10	



COLORS
 CIRCLE AND DIAGONAL - RED (REFL)
 SYMBOL AND BORDER - BLACK (NON - REFL)
 BACKGROUND - WHITE (REFL)

VR-654




"WRONG WAY"

COLORS
 LEGEND - WHITE (REFL)
 BACKGROUND - RED (REFL)
 ENCAPSULATED LENS

SIGN	DIMENSIONS (INCHES)									
	A	B	C	D	E	F	G	H	J	
MIN.	30	18	5/8	3	5D	2	11 1/16	6 1/16	1 1/2	
STD.	36	24	3/4	4 1/2	6D	3	13 3/8	8 1/16	1 1/2	
SPECIAL	42	30	3/8	5	8D	4	17 3/4	10 3/4	1 7/8	


R5-1A



COLORS
 SYMBOL - RED (REFL)
 LEGEND AND BACKGROUND - WHITE (REFL)
 ENCAPSULATED LENS

R5-1

SIGN	DIMENSIONS (INCHES)										
	A	B	C	D	E	F	G	H	J	K	L
MIN. AND STD.	30	6 1/2	4D	2	5	14 1/2	12 1/2	9 3/4	10	1 1/8	7 1/8
EXPWY.	36	7 1/2	5D	2 1/2	6	17 1/2	15	12	12 3/8	2 1/4	9 1/8
SPECIAL	48	11	6D	3	8	23 1/2	20	14 1/2	15	3	11 3/4



COLORS
 LEGEND - WHITE (REFL)
 BACKGROUND - RED (REFL)
 ENCAPSULATED LENS

R1-1

SIGN	DIMENSIONS (INCHES)					
	A	B	C	D	E	F
BIKE	18	3/8	6	6C	3	7 3/4
MIN.	24	3/8	8	8C	4	10
STD.	30	3/4	10	10C	5	12 1/2
EXPWY.	36	3/8	12	12C	6	15
SPECIAL	48	1 1/4	16	16C	8	20

GENERAL:

1. ALL DIMENSIONS IN INCHES.
2. SEE STANDARD E-144 FOR ARROWHEAD DETAILS.

COLORS:

THE REGULATORY SIGNS SHOWN ON THIS SHEET SHALL HAVE BLACK TEXT ON REFLECTORIZED THE COLORS SHALL CONFORM WITH THE COLORS ADOPTED BY THE AMERICAN ASSOCIATION OF STATE HIGHWAY AND TRANSPORTATION OFFICIALS AND APPROVED BY THE DEPARTMENT OF TRANSPORTATION, FEDERAL HIGHWAY ADMINISTRATION.

MATERIALS:

THE SIGN BASE MATERIALS USED FOR REGULATORY SIGNS SHOWN ON THIS SHEET MAY BE ANY OF THE FOLLOWING OF THE MINIMUM THICKNESS NOTED.

	12' X 12'	24' X 24'	36' X 24'	36' X 36'
FLAT SHEET ALUMINUM	0.060"	0.080"	0.100"	0.100"
HIGH DENSITY OVERLAID PLYWOOD	1/2"	1/2"	5/8"	5/8"
GALVANIZED FLAT SHEET STEEL	18 GAGE	16 GAGE	14 GAGE	14 GAGE

THE REFLECTIVE MATERIAL SHALL BE AASHTO TYPE II OR III WHITE REFLECTIVE SHEETING APPLIED TO THE ENTIRE BACKGROUND OF THE SIGN. THE BLACK PORTIONS OF THE SIGNS MAY BE LETTERING FILM, SILK SCREENED OR HAND PAINTED. HAND PAINTING MUST BE COMPARABLE IN QUALITY TO THE RESULTS OBTAINED BY SILK SCREENING. ENCAPSULATED LENS REFLECTIVE SHEETING SHALL BE USED FOR THE SIGN BACKGROUND WHERE NOTED.

SPECIFICATIONS:

REGULATORY SIGNS SHALL MEET THE VERMONT STANDARD SPECIFICATIONS FOR TRAFFIC SIGNS.

TEXT DESIGN:

LETTERS, DIGITS, ARROWS, SPACING AND TEXT DIMENSIONS SHALL CONFORM WITH THE "STANDARD ALPHABET FOR HIGHWAY SIGNS AND PAVEMENT MARKINGS" AND DESIGNS PRESCRIBED IN THE STANDARD HIGHWAY SIGNS AS SPECIFIED IN THE MANUAL ON UNIFORM TRAFFIC CONTROL DEVICES.

REVISIONS AND CORRECTIONS

OCT. 30, 1987 - DATE OF ORIGINAL ISSUE
 SEPT. 20, 1995 - ADDED AND DELETED SIGN DETAILS,
 ADDED SIGN ID NUMBERS, MINOR NOTE REVISIONS.

APPROVED FOR THIS PROJECT
 AND/OR DESIGN IMPLEMENTATION,
 FHWA FINAL APPROVAL PENDING.


APPROVED

Stephen B. McArthur
 DIRECTOR OF ENGINEERING

David A. Parn
 TRAFFIC AND SAFETY ENGINEER

**REGULATORY SIGN
 DETAILS**

**OTHER STDS.: E-144
 REQUIRED**



**STANDARD
 E-143**