

\*REDUCE SPACING 25 %

\*REDUCE SPACING 32 %

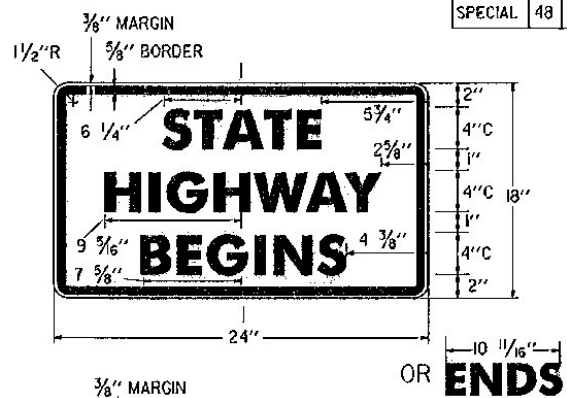
LINE 3 ALTERNATE - 16,000

SIGN	DIMENSIONS (INCHES)													
	A	B	C	D	E	F	G	H	J	K	L	M	N	
STD.	24	30	3/8	5/8	3 3/8	4D	2 1/4	9 1/4	9 3/8	6 3/16	3 1/2	10	1 1/2	
SPECIAL	36	48	3/8	7/8	6	6D	4	14	14 1/16	9 3/4	5 1/4	15	2 1/4	
SPECIAL	48	60	3/4	1 1/4	7 1/4	8D	4 1/2	18 1/2	19 1/4	13 3/8	7	20	3	

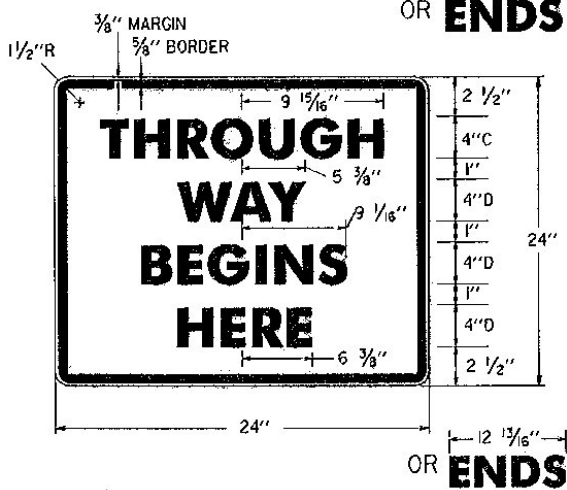
SIGN	DIMENSIONS (INCHES)													
	A	B	C	D	E	F	G	H	J	K	L	M	N	P
STD.	24	30	3/8	5/8	3 3/8	4D	2 1/4	9 1/4	10	6	6 3/16	7 1/8	7 3/8	1 1/2
EXPWY.	36	48	3/8	7/8	6	6D	4	14 5/8	15	9	9 13/16	10 1/16	11 3/8	2 1/4
FWY.	48	60	3/4	1 1/4	7 1/4	8D	4 1/2	19 1/2	20	12	13 3/8	14 1/4	15 1/4	3

SIGN	DIMENSIONS (INCHES)																
	A	B	C	D	E	F	G	H	J	K	L	M	N	P	Q	R	
STD.	24	30	3/8	5/8	3 3/8	4E	2 1/4	9 13/16	9 11/16	7 7/16	7 11/16	5 11/16	5 13/16	6 7/8	7 1/16	1 1/2	
EXPWY.	36	48	3/8	7/8	6	6E	4	14 3/4	14 1/2	11 5/16	11 1/2	8 1/2	8 3/4	10 5/16	10 3/8	2 1/4	
FWY.	48	60	3/4	1 1/4	7 1/4	8E	4 1/2	19 3/8	19 3/8	15 1/8	15 3/8	11 3/8	11 5/8	13 3/4	14 1/8	3	

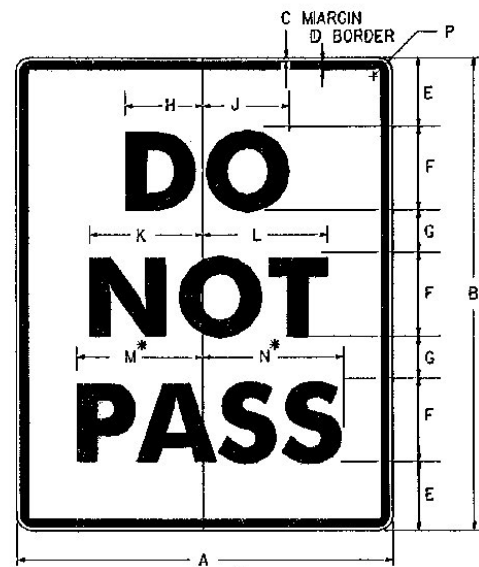
SIGN	DIMENSIONS (INCHES)																
	A	B	C	D	E	F	G	H	J	K	L	M	N	P	Q	R	
STD.	24	30	3/8	5/8	3 3/8	4D	2 1/4	9 3/16	9 3/16	4 3/4	5	7 1/8	7 3/8	6 1/4	6 5/8	1 1/2	
EXPWY.	36	48	3/8	7/8	6	6D	4	14 5/16	13 3/16	7 1/8	7 1/2	10 1/16	11 3/8	9 3/8	9 5/16	2 1/4	
FWY.	48	60	3/4	1 1/4	7 1/4	8D	4 1/2	19 1/8	18 3/8	9 1/2	10	14 1/4	15 1/4	12 1/2	13 1/4	3	



OR ENDS

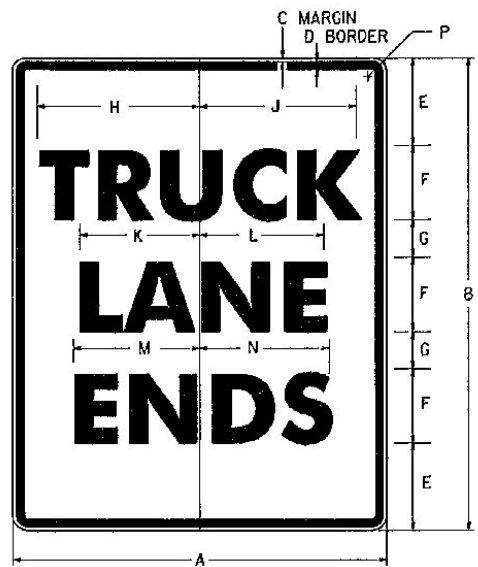


OR ENDS

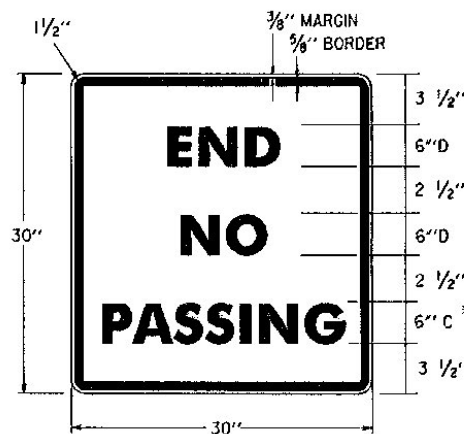


\*REDUCE SPACING 40 %

SIGN	DIMENSIONS (INCHES)													
	A	B	C	D	E	F	G	H	J	K	L	M	N	P
STD.	24	30	3/8	5/8	3 1/2	6D	2 1/2	4 11/16	5	7 1/4	7 3/8	9 3/8	9 3/4	1 1/2
EXPWY.	36	48	3/8	7/8	7	8D	5	6 1/4	6 5/8	9 1/2	9 3/4	12 1/2	13	2 1/4
FWY.	48	60	3/4	1 1/4	8	10D	7	7 3/4	8 1/8	11 7/8	12 1/4	15 3/8	16 1/4	3



SIGN	DIMENSIONS (INCHES)													
	A	B	C	D	E	F	G	H	J	K	L	M	N	P
STD.	24	30	3/8	5/8	3 1/2	6C	2 1/2	10 1/4	10 3/8	7 3/4	7 3/4	7 13/16	8	1 1/2
EXPWY.	36	48	3/8	7/8	7	8C	5	13 11/16	13 3/8	10 3/8	10 3/8	10 11/16	10 11/16	2 1/4
FWY.	48	60	3/4	1 1/4	8	10D	7	20 5/8	20 5/8	15 3/8	15 5/8	16 1/8	16 1/8	3



\*REDUCE SPACING 49 %

**COLORS:**

THE REGULATORY SIGNS SHOWN ON THIS SHEET SHALL HAVE BLACK TEXT ON REFLECTORIZED WHITE BACKGROUND. THE COLORS SHALL CONFORM WITH THE COLORS ADOPTED BY THE AMERICAN ASSOCIATION OF STATE HIGHWAY AND TRANSPORTATION OFFICIALS AND APPROVED BY THE DEPARTMENT OF TRANSPORTATION, FEDERAL HIGHWAY ADMINISTRATION.

**MATERIALS:**

THE SIGN BASE MATERIALS USED FOR THE REGULATORY SIGNS SHOWN ON THIS SHEET MAY BE ANY OF THE FOLLOWING OF THE MINIMUM THICKNESS NOTED.

FLAT SHEET ALUMINUM	0.060"	24" x 18"	0.100"	36" x 48"
HIGH DENSITY OVERLAID PLYWOOD	1/2"	24" x 24"	1/2"	48" x 60"
GALVANIZED FLAT SHEET STEEL	1/8 GAGE	24" x 30"	1/8 GAGE	36" x 48"
		30" x 30"	1/8 GAGE	48" x 60"

THE REFLECTIVE MATERIAL FOR GROUND MOUNTED SIGNS SHALL BE FLAT TOP WHITE REFLECTIVE SHEETING APPLIED TO THE ENTIRE BACKGROUND OF THE SIGN. THE TEXT OF THE SIGNS MAY BE LETTERING FILM, SILK SCREENED OR HAND PAINTED. WHEN HAND PAINTED, POOR WORKMANSHIP SHALL BE CAUSE FOR REJECTION.

**SPECIFICATIONS:**

REGULATORY SIGNS SHALL MEET THE VERMONT STANDARD SPECIFICATIONS FOR "TRAFFIC SIGNS".

**TEXT DESIGN:**

LETTERS, DIGITS, ARROWS, SPACINGS, AND TEXT DIMENSIONS SHALL CONFORM WITH THE STANDARD ALPHABETS AND DESIGNS PRESCRIBED IN THE MANUAL ON UNIFORM TRAFFIC CONTROL DEVICES.

REVISIONS AND CORRECTIONS

APPROVED

OCT. 30, 1987  
DATE

*David B. Kelly*  
CHIEF ENGINEER  
*Arthur J. Ross*  
DIRECTOR OF PLANNING  
AND PRE-CONSTRUCTION  
*Wendell B. Poon-Ortiz*  
TRAFFIC AND SAFETY ENGINEER

REGULATORY SIGN  
DETAILS



STANDARD  
E-141