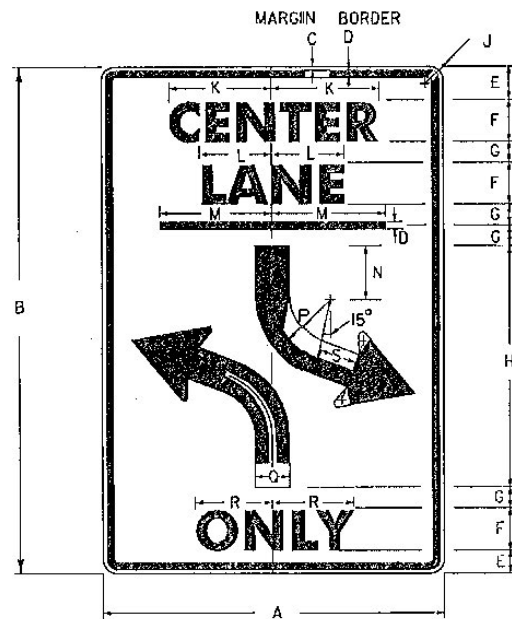
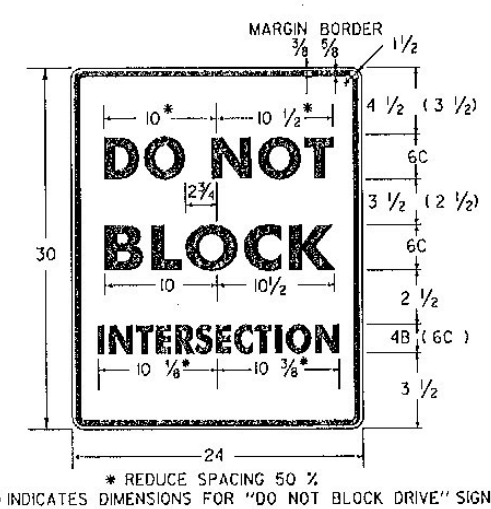
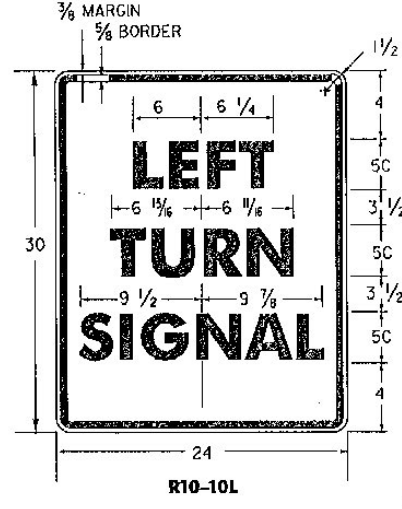
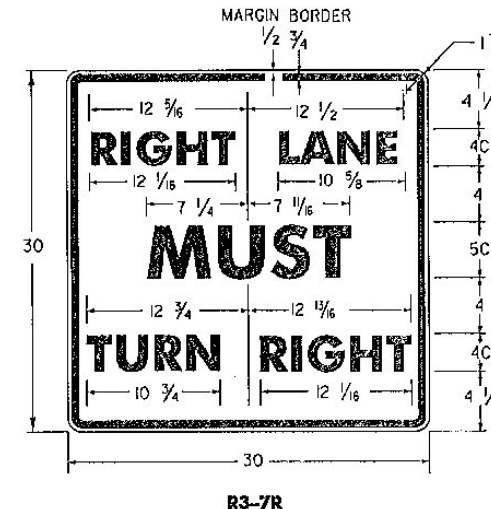
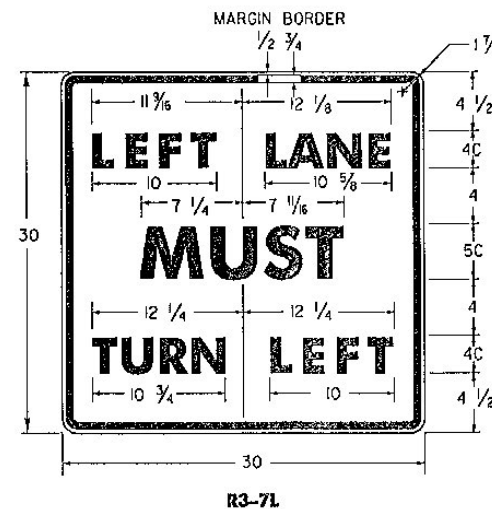


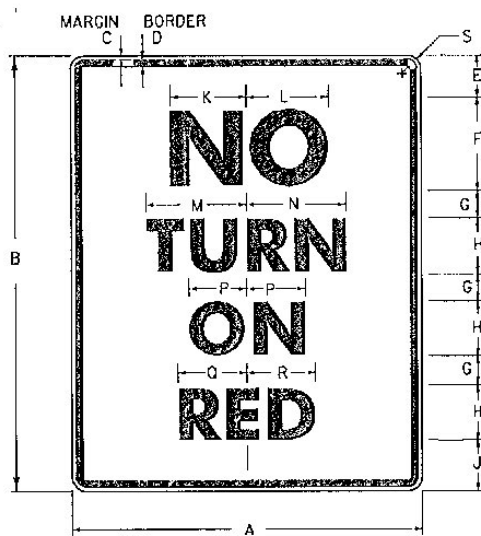
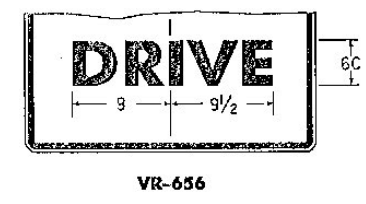
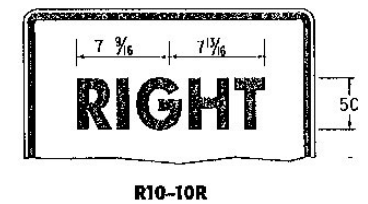
R10-6								
SIGN	A	B	C	D	E	F	G	H
STD.	24	36	3/8	3/8	4	5D	2 1/2	3D
SPECIAL	36	48	3/8	3/8	6	6D	4	4D
SIGN	J	K	L	M	N	P	Q	
STD.	14	4 1/8	8 3/8	6	2 5/8	14 5/8	1 1/2	
SPECIAL	18	7 1/4	9 3/8	7 1/8	2 3/4	16	2 1/4	



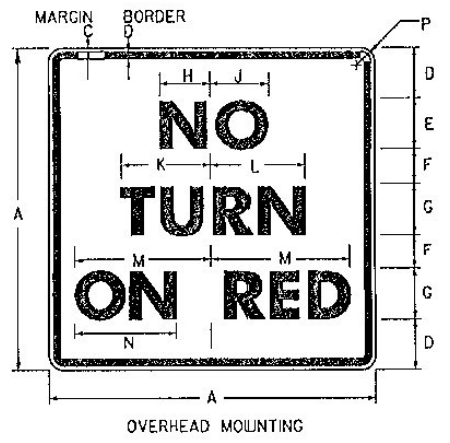
R3-9B										
DIMENSIONS (INCHES)										
SIGN	A	B	C	D	E	F	G	H	J	K
STD.	24	36	3/8	3/8	2 1/2	3E	1 1/2	16	1 1/2	8 1/8
SPECIAL	36	48	3/8	3/8	3 1/2	5E	1 1/2	20	2 1/4	14 1/8
SIGN	L	M	N	P	Q	R	S			
STD.	5 3/4	8	2 1/2	6	2	5 5/8	1 1/2			
SPECIAL	9 1/2	12	3	8	3	9 3/8	2			



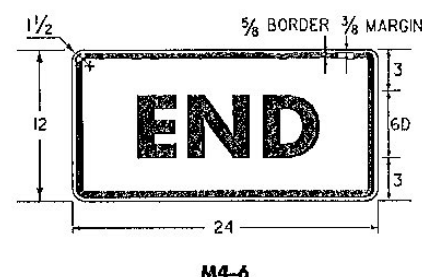
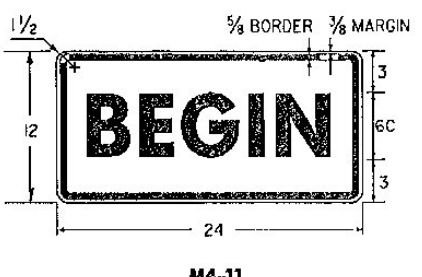
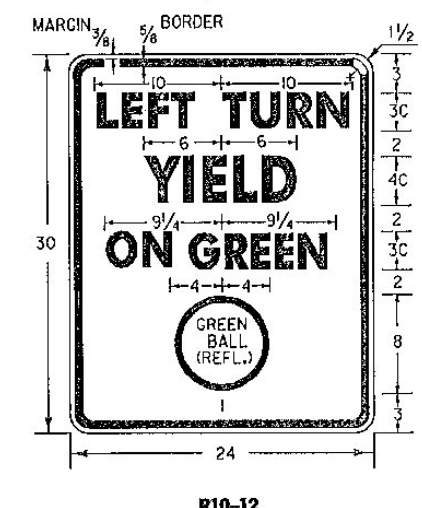
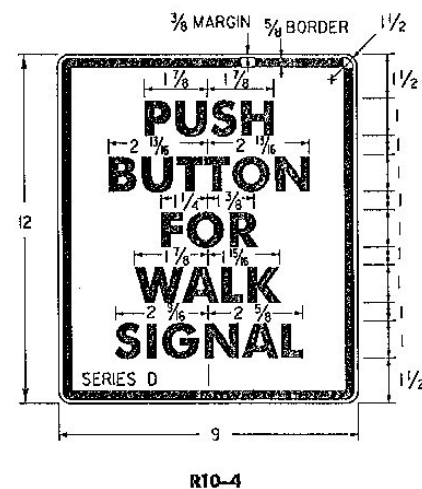
* REDUCE SPACING 50 %
 () INDICATES DIMENSIONS FOR "DO NOT BLOCK DRIVE" SIGN
R10-7



R10-11A										
DIMENSIONS (INCHES)										
SIGN	A	B	C	D	E	F	G	H	J	K
STD.	24	30	3/8	3/8	3 1/4	5E	2 1/4	4D	3	4 1/8
SPECIAL	36	48	3/8	3/8	6	8E	3 1/2	6D	5 1/2	7 1/4
SIGN	L	M	N	P	Q	R	S			
STD.	5 3/8	6 3/8	6 1/2	3 1/2	4 5/8	4 1/8	1 1/2			
SPECIAL	8 1/4	10	9 3/4	5 1/4	6 3/8	7 3/8	2 1/4			



R10-11B														
DIMENSIONS (INCHES)														
SIGN	A	B	C	D	E	F	G	H	J	K	L	M	N	P
MIN.	18	3/8	3/8	2 3/4	3E	1 3/4	3D	2 5/8	3 1/8	5	4 3/8	7 1/8	5 1/4	1 1/2
STD.	24	3/8	3/8	3 1/2	4E	2 1/2	4D	3 3/8	4 1/8	5 5/8	6 1/2	9 1/2	6 1/2	1 1/2
SPECIAL	30	1/2	3/4	4 1/2	5E	3D	5D	4 1/8	5 3/8	8 1/4	8 3/8	11 3/8	7 3/4	1 3/8



GENERAL:

1. ALL DIMENSIONS IN INCHES.
2. SEE STANDARD E-144 FOR ARROWHEAD DETAILS.

COLORS:

THE REGULATORY SIGNS SHOWN ON THIS SHEET SHALL HAVE BLACK TEXT ON REFLECTORIZED WHITE BACKGROUND, UNLESS OTHERWISE NOTED. THE COLORS SHALL CONFORM WITH THE COLORS ADOPTED BY THE AMERICAN ASSOCIATION OF STATE HIGHWAY AND TRANSPORTATION OFFICIALS AND APPROVED BY THE DEPARTMENT OF TRANSPORTATION, FEDERAL HIGHWAY ADMINISTRATION.

MATERIALS:

THE SIGN BASE MATERIALS USED FOR REGULATORY SIGNS SHOWN ON THIS SHEET MAY BE ANY OF THE FOLLOWING OF THE MINIMUM THICKNESS NOTED.

FLAT SHEET ALUMINUM	0.060"	0.080"	0.100"
HIGH DENSITY OVERLAID PLYWOOD	1/2"	1/2"	5/8"
GALVANIZED FLAT SHEET STEEL	18 GAGE	16 GAGE	14 GAGE

THE REFLECTIVE MATERIAL FOR GROUND MOUNTED SIGNS SHALL BE AASHTO TYPE II OR III WHITE REFLECTIVE SHEETING APPLIED TO THE ENTIRE BACKGROUND OF THE SIGN. WHEN MOUNTED OVERHEAD, ALL SIGNS SHALL HAVE ENCAPSULATED LENS REFLECTIVE SHEETING APPLIED TO THE ENTIRE BACKGROUND OF THE SIGN. THE TEXT OF THE SIGNS MAY BE LETTERING FILM, SILK SCREENED OR HAND PAINTED. HAND PAINTING MUST BE COMPARABLE IN QUALITY TO THE RESULTS OBTAINED BY SILK SCREENING.

SPECIFICATIONS

REGULATORY SIGNS SHALL MEET THE VERMONT STANDARD SPECIFICATIONS FOR TRAFFIC SIGNS.

TEXT DESIGN:

LETTERS, DIGITS, ARROWS, SPACING AND TEXT DIMENSIONS SHALL CONFORM WITH THE "STANDARD ALPHABET FOR HIGHWAY SIGNS AND PAVEMENT MARKINGS" AND DESIGNS PRESCRIBED IN THE STANDARD HIGHWAY SIGNS AS SPECIFIED IN THE MANUAL ON UNIFORM TRAFFIC CONTROL DEVICES.

OTHER STDS.: E-144
 REQUIRED

REVISIONS AND CORRECTIONS

OCT. 30, 1987 - DATE OF ORIGINAL ISSUE
 SEPT. 20, 1995 - ADDED SIGN ID NUMBERS, MINOR NOTE REVISIONS, SHEET REALIGNMENT

APPROVED FOR THIS PROJECT AND/OR DESIGN IMPLEMENTATION, F.H.W.A. FINAL APPROVAL PENDING.

APPROVED

Franklin D. McAllen
 DIRECTOR OF ENGINEERING

David A. Ross
 TRAFFIC AND SAFETY ENGINEER

REGULATORY SIGN
 DETAILS

/traf/std/stdel40.dgn : stdel40.i



STANDARD
 E-140