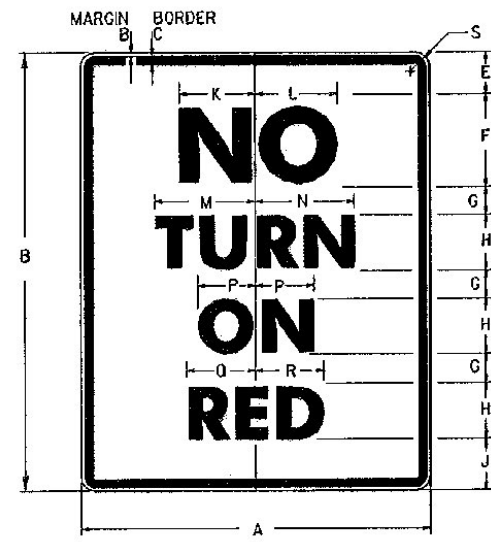
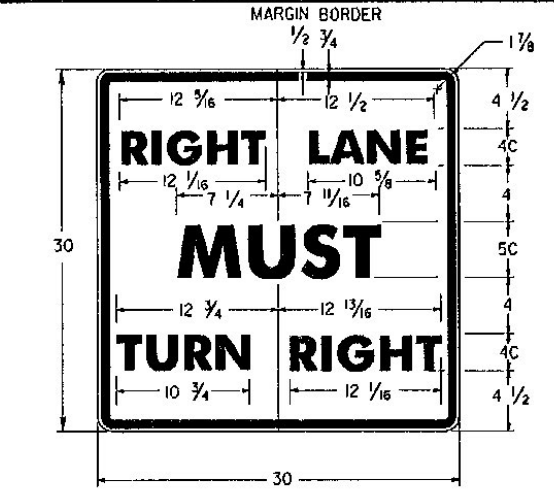
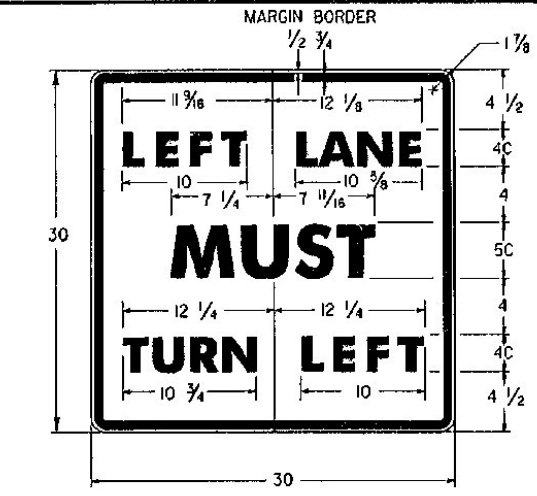
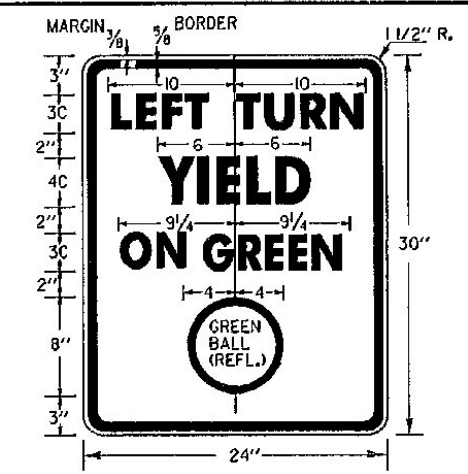
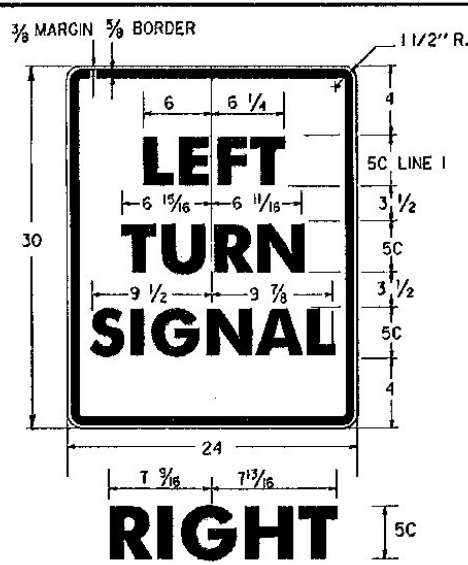
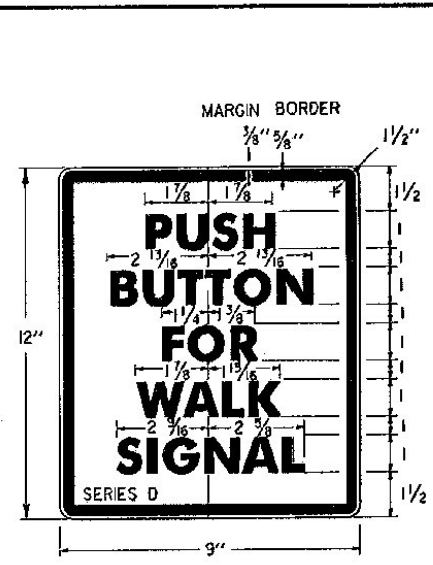
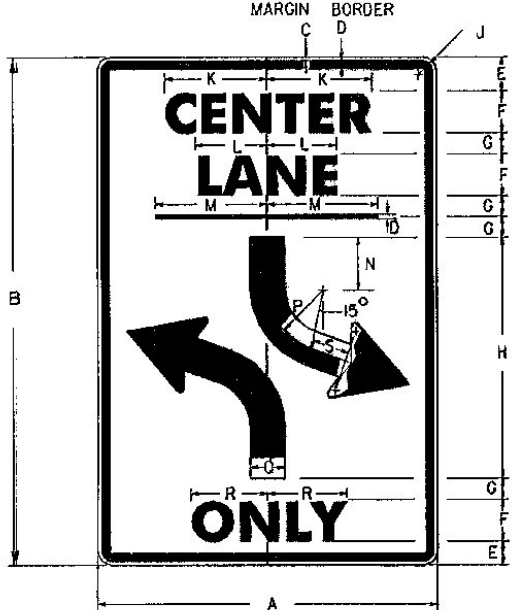


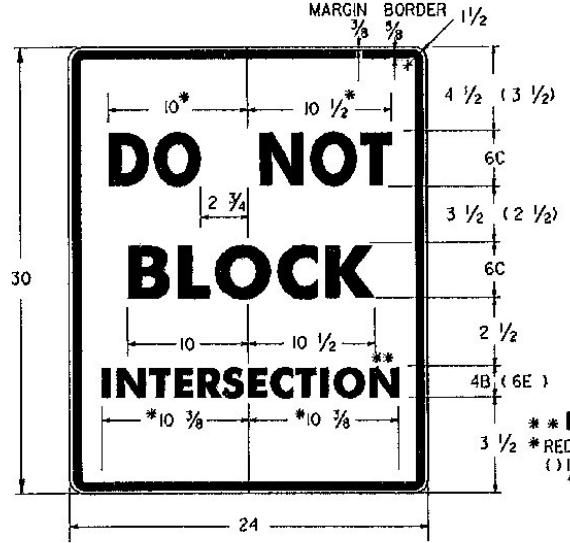
SIGN	A	B	C	D	E	F	G	H
STD.	24	36	3/8	3/8	4	5D	2 1/2	3D
SPECIAL	36	48	5/8	5/8	6	6D	4	4D
	J	K	L	M	N	O		
STD.	14	4 1/8	8 3/8	6	2 3/8	14 5/8		
SPECIAL	18	7 3/4	9 1/8	7 1/8	2 3/4	6		



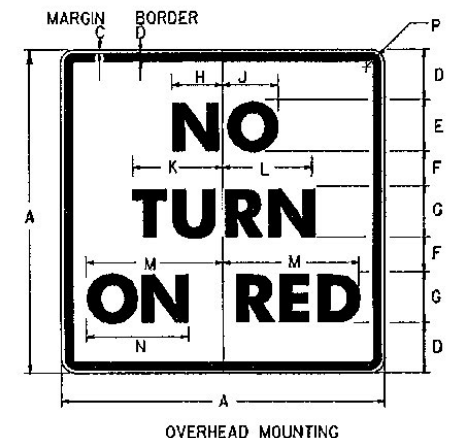
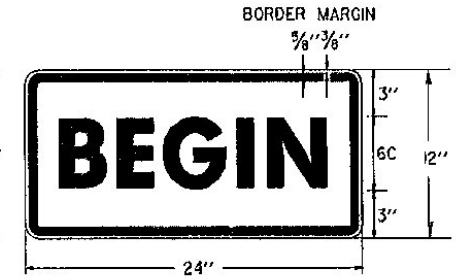
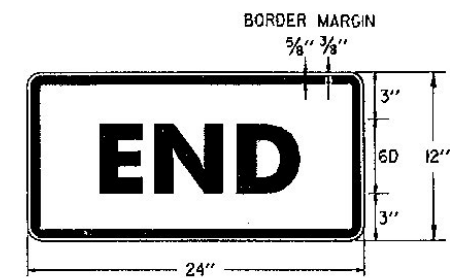
SIGN	DIMENSIONS (INCHES)										
	A	B	C	D	E	F	G	H	J	K	
STD.	24	30	3/8	3/8	3/4	5E	2 1/4	4D	3	4 13/16	
SPECIAL	36	48	5/8	5/8	6	6E	3 1/2	6D	5 1/2	7 3/4	
	L	M	N	P	Q	R	S				
STD.	5 3/8	6 5/8	6 1/2	3 1/2	4 3/8	4 7/8	1 1/2				
SPECIAL	8 1/4	10	9 3/4	5 1/4	6 7/8	7 7/8	2 1/4				



SIGN	DIMENSIONS (INCHES)										
	A	B	C	D	E	F	G	H	J	K	
MIN. AND STD.	24	36	3/8	3/8	2 1/2	3E	1 1/2	16	1 1/2	8 1/8	
SPECIAL	36	48	5/8	5/8	3 1/2	5E	1 1/2	20	2 1/4	14 1/16	
	L	M	N	P	Q	R	S				
MIN. AND STD.	5 3/4	8	2 1/2	6	2	5 3/8	1 1/2				
SPECIAL	9 1/2	12	3	8	3	9 3/8	2				



**** DRIVE**
 *REDUCE SPACING 50 %
 () INDICATES DIMENSIONS FOR "DO NOT BLOCK DRIVE" SIGN



SIGN	DIMENSIONS (INCHES)													
	A	B	C	D	E	F	G	H	J	K	L	M	N	P
MIN.	18	3/8	3/8	2 3/4	3E	1 3/4	3D	2 5/16	3 1/16	5	4 7/8	7 1/8	5 1/4	1 1/2
STD.	24	3/8	3/8	3 1/2	4E	2 1/2	4D	3 3/8	4 1/8	5 3/8	6 1/2	9 1/2	6 1/2	1 1/2
SPECIAL	30	1/2	3/4	4 1/2	5E	3D	5D	4 7/16	5 3/16	8 1/4	8 3/8	11 3/8	7 3/4	1 3/8

COLORS:
 THE REGULATORY SIGNS SHOWN ON THIS SHEET SHALL HAVE BLACK TEXT ON REFLECTORIZED WHITE BACKGROUND, UNLESS OTHERWISE NOTED. THE COLORS SHALL CONFORM WITH THE COLORS ADOPTED BY THE AMERICAN ASSOCIATION OF STATE HIGHWAY AND TRANSPORTATION OFFICIALS AND APPROVED BY THE DEPARTMENT OF TRANSPORTATION, FEDERAL HIGHWAY ADMINISTRATION.

MATERIALS:
 THE SIGN BASE MATERIALS USED FOR THE REGULATORY SIGNS SHOWN ON THIS SHEET MAY BE ANY OF THE FOLLOWING, OF THE MINIMUM THICKNESS NOTED.

24" x 12"	24" x 24"	24" x 30"	24" x 36"	36" x 36"
9" x 12"	24" x 36"	30" x 30"	30" x 48"	36" x 48"
18" x 18"	30" x 30"	30" x 30"	36" x 48"	36" x 48"
0.060"	0.080"	0.080"	0.100"	0.100"
1/8" GAGE	1/8" GAGE	1/8" GAGE	1/8" GAGE	1/8" GAGE

THE REFLECTIVE MATERIAL FOR GROUND MOUNTED SIGNS SHALL BE FLAT TOP WHITE REFLECTIVE SHEETING APPLIED TO THE ENTIRE BACKGROUND OF THE SIGN. WHEN MOUNTED OVERHEAD, ALL SIGNS SHALL HAVE ENCAPSULATED LENS REFLECTIVE SHEETING APPLIED TO THE ENTIRE BACKGROUND OF THE SIGN. THE TEXT OF THE SIGNS MAY BE LETTERING FILM, SILK SCREENED OR HAND PAINTED. WHEN HAND PAINTED, POOR WORKMANSHIP SHALL BE CAUSE FOR REJECTION.

TEXT DESIGN:
 LETTERS, DIGITS, ARROWS, SPACINGS AND TEXT DIMENSIONS SHALL CONFORM WITH THE STANDARD ALPHABETS AND DESIGNS PRESCRIBED IN THE MANUAL ON UNIFORM TRAFFIC CONTROL DEVICES.

SPECIFICATIONS:
 REGULATORY SIGNS SHALL MEET THE VERMONT STANDARD SPECIFICATIONS FOR "TRAFFIC SIGNS".

REVISIONS AND CORRECTIONS
 APRIL 25, 1988 - FHWA COMMENTS

APPROVED
 OCT. 30, 1987
 DATE
David B. Kelley
 CHIEF ENGINEER
Arthur J. Conroy
 DIRECTOR OF PLANNING
 AND PRECONSTRUCTION
Gordon B. MacArthur
 TRAFFIC AND SAFETY ENGINEER

REGULATORY SIGN DETAILS



STANDARD E-140