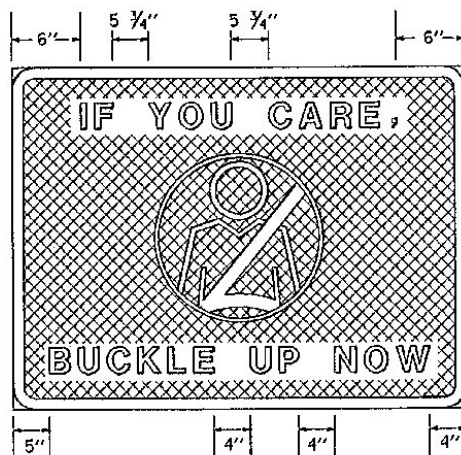
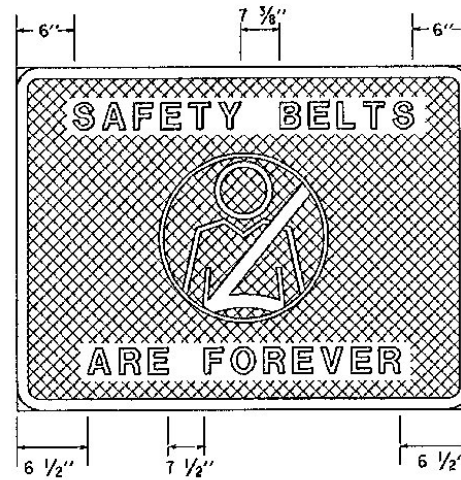



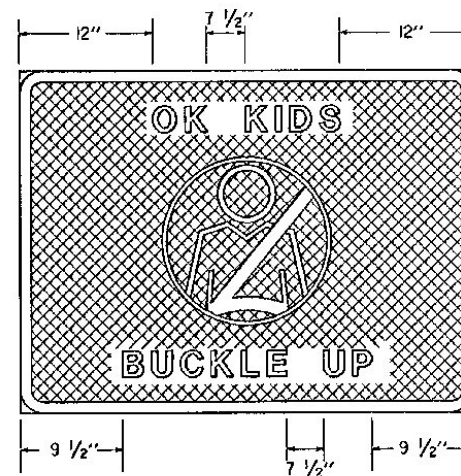
SIGN AND SYMBOL DIMENSIONS TYPICAL FOR ALL SIGNS UNLESS OTHERWISE INDICATED.



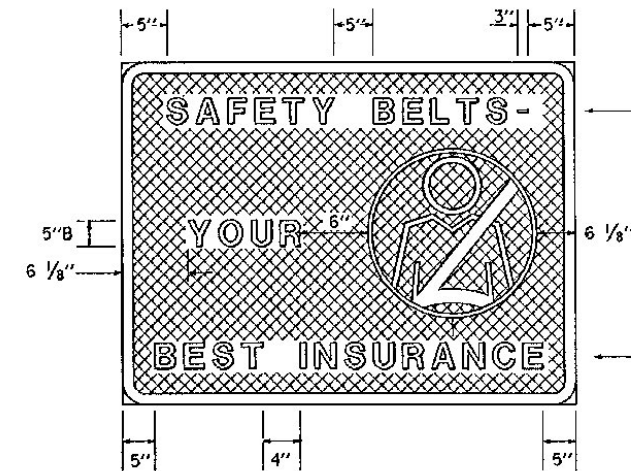
REDUCE SPACING 11%



REDUCE SPACING 65%



REDUCE SPACING 30%



REDUCE SPACING 11%

REDUCE SPACING 13%

NOTES


- MATERIALS**  
THE SIGN BASE MATERIAL USED FOR GUIDE SIGNS SHOWN ON THIS SHEET SHALL BE ACRYLIC OVERLAIN PLYWOOD, 3/4" MINIMUM THICKNESS WITH REFLECTIVE SHEETING.
- COLORS**  
THE SIGNS SHALL HAVE A REFLECTORIZED WHITE OR SILVER TEXT ON A REFLECTORIZED BLUE BACKGROUND. THE BLUE SHALL CONFORM WITH THAT FOUND IN STANDARD COLOR TOLERANCE CHARTS AS APPROVED BY THE U.S. DEPT. OF TRANSPORTATION, FEDERAL HIGHWAY ADMINISTRATION.
- LETTERING**  
LETTERS AND DIGITS SHALL CONFORM WITH THE REQUIREMENTS FOUND IN THE PUBLICATION "STANDARD ALPHABETS FOR HIGHWAY SIGNS AND PAVEMENT MARKINGS" PRINTED BY THE FEDERAL HIGHWAY ADMINISTRATION.
- DESIGNS**  
THE DESIGN OF THESE SIGNS SHALL CONFORM WITH THE DETAILS SET FORTH IN THE MANUAL "STANDARD HIGHWAY SIGNS" AS SPECIFIED IN THE "MANUAL ON UNIFORM TRAFFIC CONTROL DEVICES."
- SPECIFICATIONS**  
THE SIGNS SHALL MEET THE VERMONT STANDARD SPECIFICATIONS FOR "TRAFFIC SIGNS".
- TEXT, BORDER AND SYMBOL**  
THE MATERIAL FOR THE SYMBOL SHALL BE OF FLAT SHEET ALUMINUM, 0.040" THICKNESS WITH WHITE OR SILVER ENCAPSULATED LENS SHEETING. THE TEXT AND BORDER SHALL BE CUT-OUT STICK-ON WHITE OR SILVER ENCAPSULATED LENS SHEETING.

REVISIONS AND CORRECTIONS  
APRIL 29, 1988 - FHWA COMMENTS

APPROVED

SEPT. 10, 1987  
DATE  
*Edward B. Kelly*  
CHIEF ENGINEER  
*Arthur J. ...*  
DIRECTOR OF PLANNING  
AND PRE-CONSTRUCTION  
*Gordon B. MacArthur*  
TRAFFIC AND SAFETY ENGINEER

SEATBELT GUIDE  
SIGN DETAILS



STANDARD  
E-137