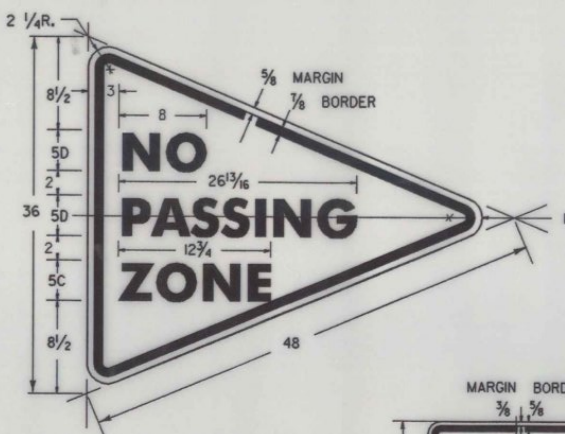
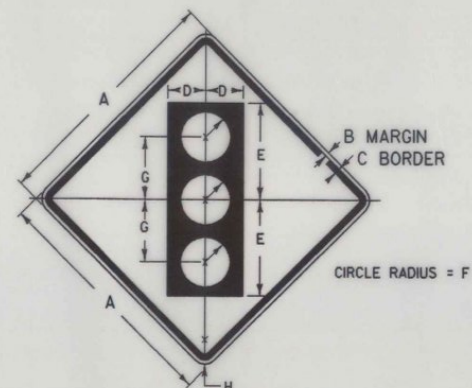
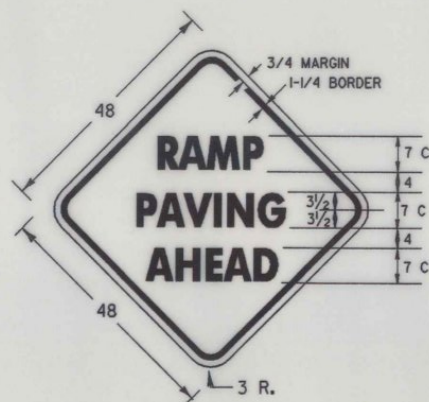
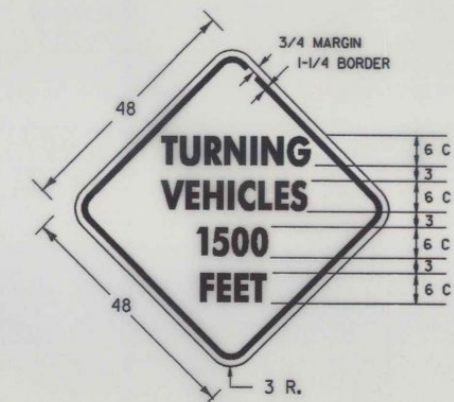
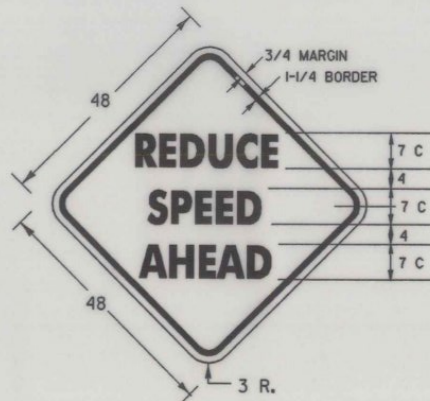
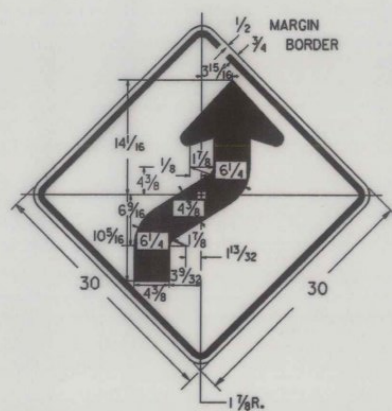
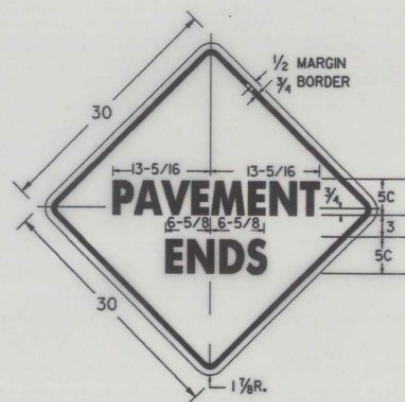


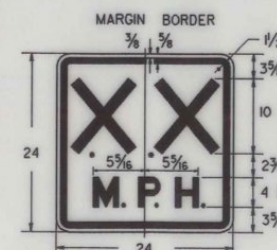
COLORS:
BACKGROUND - GREEN (REFL.)
BORDER, ARROW AND LEGEND - WHITE (REFL.)
SHIELD - BORDER - WHITE (REFL.)
TOP PORTION - RED (REFL.)
BOTTOM PORTION - BLUE (REFL.)
SHIELD DIMENSION REDUCED FROM
DETAILS SHOWN ON STD. SHEET E-135.

COLORS:
TEXT AND BORDER - BLACK
BACKGROUND - WHITE (REFL.)



SIGN	DIMENSIONS (INCHES)							
	A	B	C	D	E	F	G	H
STD. & MIN.	36	5/8	7/8	5 3/4	15 3/4	4 1/4	10	2 1/4
SPECIAL	48	3/4	1 1/4	7 1/2	20	5	12 1/2	3

COLORS
SYMBOL & LEGEND - BLACK (NON-REFL.)
TOP CIRCLE - RED (REFL.)
BOTTOM CIRCLE - GREEN (REFL.)
BACKGROUND - ORANGE (REFL.)



NOTES

SEE STANDARD SHEET E-100 FOR NOTES AND TEXT DETAILS
COLORS FOR SIGNS SHOWN ON THIS SHEET SHALL BE BLACK TEXT,
BORDER AND SYMBOLS ON A REFLECTORIZED (ENCAPSULATED LENS)
ORANGE BACKGROUND, UNLESS OTHERWISE NOTED.

SIGNS USED ONLY FOR DAYTIME MAINTENANCE OPERATIONS DO NOT
NEED TO BE REFLECTORIZED, HOWEVER, THESE SIGNS SHALL BE
LABELED "DAYTIME USE ONLY" ON THE BACK OF THE SIGN PANEL
WITH 3" SERIES C LETTERS.

REVISIONS AND CORRECTIONS

APPROVED

OCT. 30, 1987
DATE
David B. Kelley
CHIEF ENGINEER
Arthur Goss
DIRECTOR OF PLANNING
AND PRE-CONSTRUCTION
Wendell B. MacArthur
TRAFFIC AND SAFETY ENGINEER

CONSTRUCTION SIGN
DETAILS



STANDARD
E-102