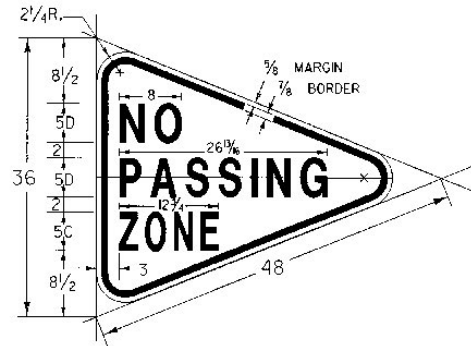
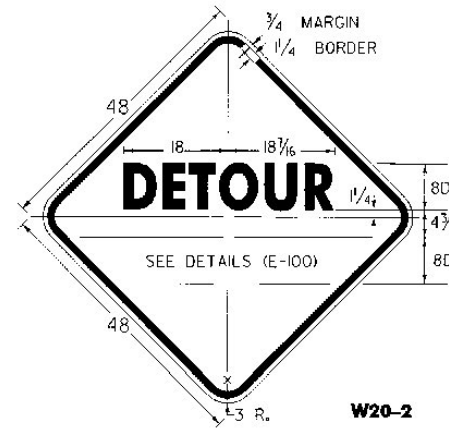


XX DENOTES ADVISORY SPEED AS SHOWN ON THE PLANS

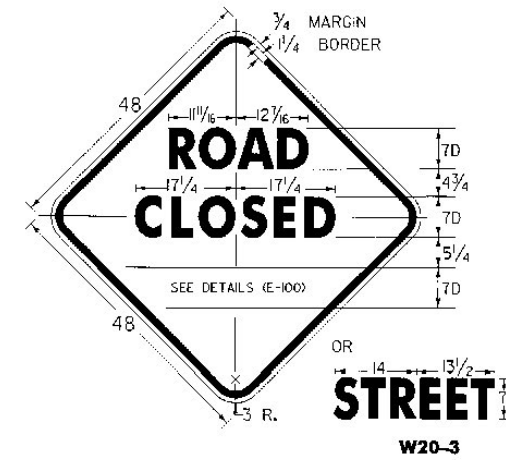
W13-1



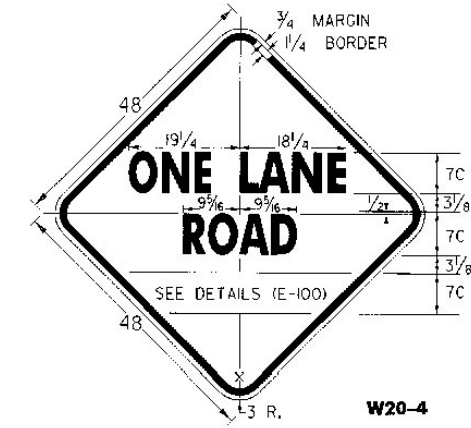
W14-3



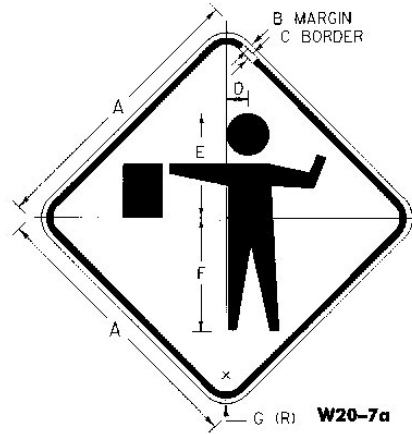
W20-2



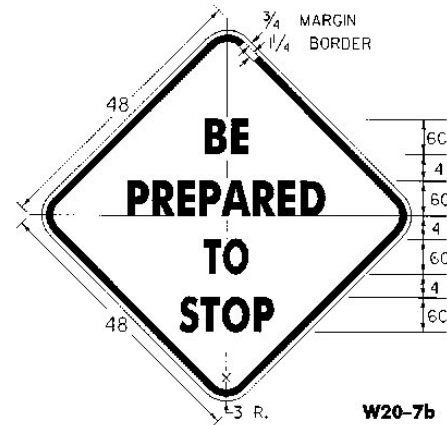
W20-3



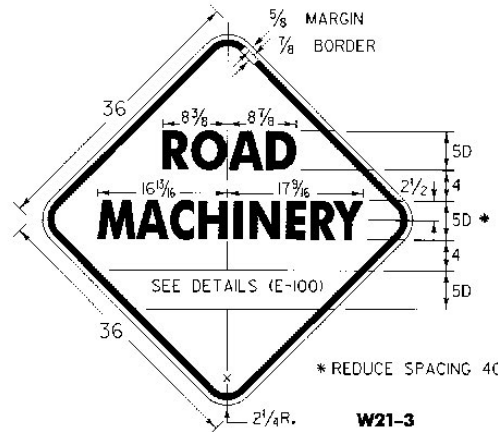
W20-4



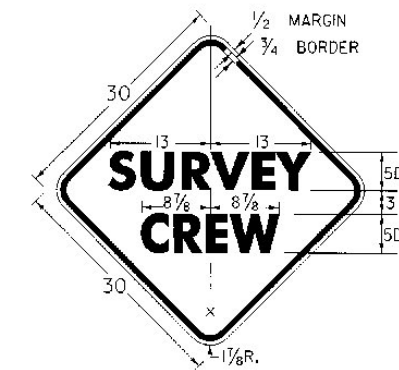
W20-7a



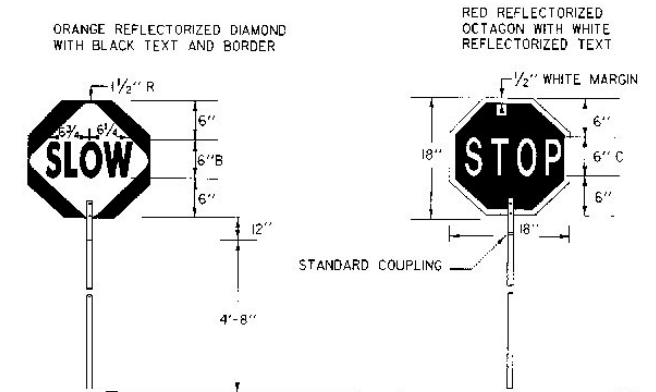
W20-7b



W21-3



W21-6



SIGN DETAIL

STAFF DETAIL


MATERIALS
 THE SIGN MATERIALS SHALL BE 0.063" ALUMINUM WITH COLORS AS INDICATED ON DETAILS.
 THE STAFF SHALL BE 1/2" DIAMETER RIGID ALUMINUM CONDUIT/TUBING WITH A WALL THICKNESS OF 0.025", OR 1" TO 1 1/2" DIAMETER RIGID PVC CONDUIT/TUBING WITH 0.025" WALL THICKNESS.

MOUNTING
 THE STAFF SHALL BE MOUNTED WITH EITHER TWO 1/4" DIAMETER ALUMINUM BOLTS OR TWO 1/4" DIAMETER ALUMINUM RIVETS.

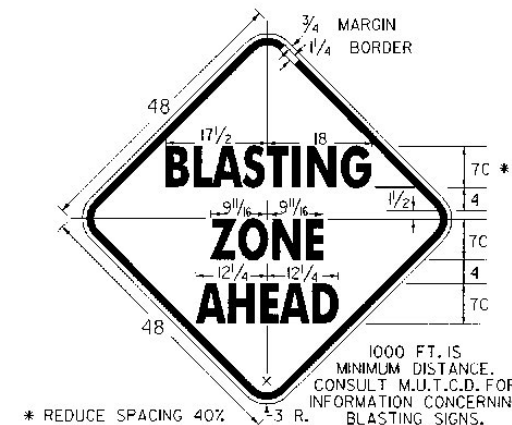
SIGN PADDLE FOR FLAGPERSON

NOTES

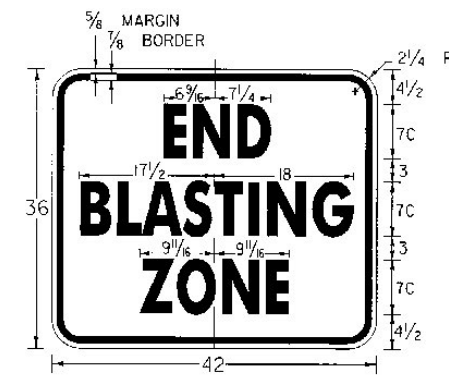
SEE STANDARD SHEET E-100 FOR NOTES AND TEXT DETAILS
 COLORS FOR SIGNS SHOWN ON THIS SHEET SHALL BE BLACK TEXT, BORDER AND SYMBOLS SHALL BE ON A REFLECTORIZED ORANGE BACKGROUND OF TYPE II B OR TYPE III REFLECTIVE SHEETING, UNLESS OTHERWISE NOTED, THE EXCEPTION IS THE PADDLE SIGN.
 SIGN DETAILS INDICATE THE APPROPRIATE COLOR.
 SIGNS USED ONLY FOR DAYTIME MAINTENANCE OPERATIONS DO NOT NEED TO BE REFLECTORIZED, HOWEVER, THESE SIGNS SHALL BE LABELED "DAYTIME USE ONLY" ON THE BACK OF THE SIGN PANEL WITH 3" SERIES C LETTERS.



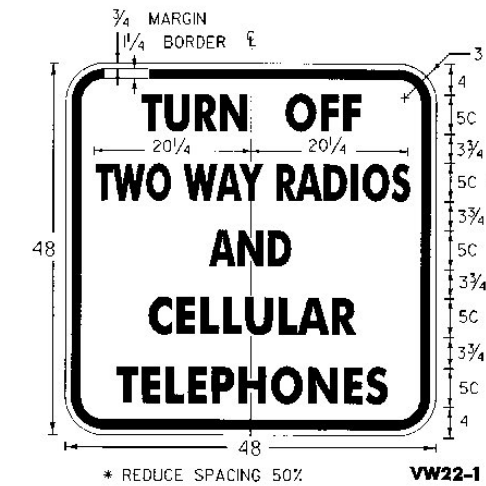
W22-1



W22-3



W22-3



VW22-1

DIMENSIONS (INCHES)							
SIGN	A	B	C	D	E	F	G
STD.	36	5/8	3/8	2 3/4	13 1/2	14 3/4	2 1/4
FWY.	48	3/4	1 1/4	3 3/4	18	19 1/2	3

(ALL DIMENSIONS SHOWN IN INCHES)

OTHER STDS. E-100 REQUIRED:



STANDARD
E-102

REVISIONS AND CORRECTIONS

- OCT. 30, 1987 - DATE OF ORIGINAL ISSUE
- JAN. 23, 1989 - DELETE MOTORCYCLE SYMBOL SIGN AND SPEED SIGN, ADDED TWO SIGNS
- OCT. 21, 1992 - ADDED A SIGN, REVISED A SIGN DIMENSION & TYPE ERROR & REVISED TITLE BLOCK
- AUG. 08, 1995 - ADDED FLAGGER GRID
- June 30, 2003 - Superseded

APPROVED FOR THIS PROJECT AND/OR DESIGN IMPLEMENTATION, FHWA FINAL APPROVAL PENDING.

APPROVED

Stephen J. MacArthur
DIRECTOR OF ENGINEERING

David A. Rose
TRAFFIC AND SAFETY ENGINEER

CONSTRUCTION SIGN
DETAILS

/raf/sld/s1del02.cqn : stdel02.1