

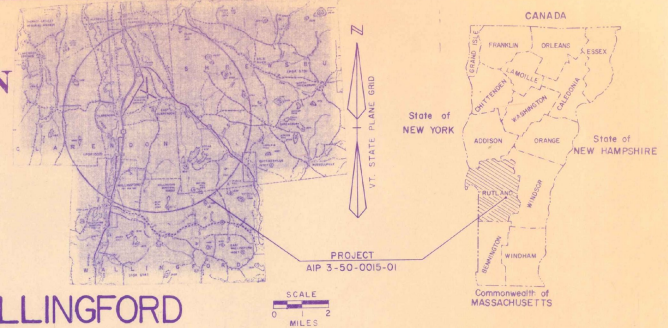
- INDEX OF SHEETS
1. TITLE AND QUANTITY SHEET
 - 2-3. PLAN AND PROFILE SHEETS
 4. FENCING AND WARNING SIGN DETAILS
 5. BLANK
 6. STD. F-2 CHAIN-LINK FENCE AND GATES, TYPE I 2/1/79R
 7. STD. F-3 CHAIN-LINK FENCE AND GATES, TYPE III 2/1/79R
 8. STD. F-4 CHAIN-LINK FENCE AND GATES, TYPE II 3/19/79R
 9. STD. AP-7 HAZARD BEACON, MOUNTED ON STEEL TOWER 12/15/81

STATE OF VERMONT AGENCY OF TRANSPORTATION



PROPOSED IMPROVEMENT TOWNS OF CLARENDON - SHREWSBURY - WALLINGFORD COUNTY OF RUTLAND RUTLAND STATE AIRPORT AIP 3-50-0015-01

CLEARING OF POWER LINES ALONG RIGHT OF WAY TO 8 HAZARD BEACONS AND THE
REPLACEMENT OF 2 HAZARD BEACONS AND STRUCTURES

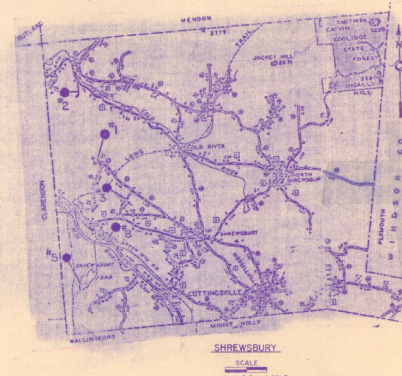
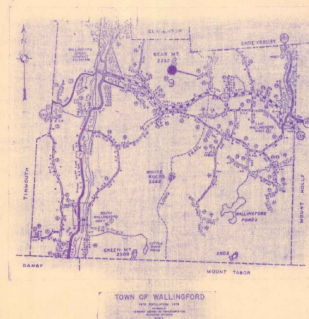
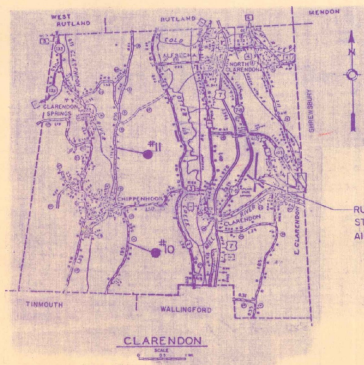


SUPPLIER / MANUFACTURE
CHAIN LINK FENCE - ANVIL FENCE & SUPPLY CO CLIFTON PARK, N.Y.
HAZARD BEACON - EMPIRE INDUSTRIAL FABRICATORS ALBANY, NY

RECORD PLANS

CONTRACTOR-ADRIATIC PAINTING RENNELAER NEW YORK
RESIDENT ENGINEER-DALE NORTON
CONTRACT DATED-1/16/84
CONSTRUCTION BEGAN 6/8/84
CONSTRUCTION SUSPENDED 11/18/84
CONSTRUCTION RESUMED 8/12/85
CONSTRUCTION COMPLETED 9/26/85
RECORD PLANS-DALE NORTON & FRED JORDAN

JUN 29 1985



- CONVENTIONAL SIGNS
- COUNTY LINE ————
 - TOWN LINE ————
 - LIMITS OF ACCESS ————
 - POINT OF ACCESS — X —
 - FENCE LINE ————
 - STONE WALL ————
 - TRAVELED WAY ————
 - GUARD RAIL ————
 - RAILROAD ————
 - SURVEY LINE ————
 - CULVERT ————
 - POWER POLE ————
 - TELEPHONE POLE ————
 - TREES ————
 - CONTROL OF ACCESS ————
 - PROPERTY LINE ————
 - R/W TAKING LINE ————
 - SLOPE RIGHTS ————
 - TOP OF CUT ————
 - TOE OF SLOPE ————

*3●— HAZARD BEACON AND SERVICE LINE LOCATIONS
50' WIDTH FOR ALL SERVICE LINE RIGHT OF WAY EXCEPT BEACON *5 (SEE SHEET 2)
REPLACE STRUCTURES *3 AND *10.

JATUM
VERTICAL _____
HORIZONTAL _____

QUANTITIES		QUANTITIES	ITEM	ITEM NO.
1	LS	CLEARING		201.11
152	LF	CHAIN-LINK FENCE, 8 FEET		620.12
2	EA	WALK GATE FOR CHAIN-LINK FENCE, 8 FEET		620.22
2	EA	AIRPORT HAZARD BEACON, MOUNTED ON STEEL TOWER		690.30

AS BUILT PLANS
I hereby certify that all the construction required by this set of drawings has been accomplished as indicated herein.
By *Dale Norton* Resident Engineer
Date *7-30-87*

THESE PLANS AND SPECIFICATIONS ARE IN ACCORDANCE WITH THE FEDERAL AVIATION ADMINISTRATION CIRCULARS AS INDICATED IN AS CHECKLIST AD 83-284 DATED 03/26/83.

AIP 3-50-0015-01

SUBMITTED BY ORDER OF THE STATE TRANSPORTATION BOARD

APPROVED: *S. J. Pease* DATE *11/18/82*
CHIEF ENGINEER

DEPARTMENT OF TRANSPORTATION
FEDERAL AVIATION ADMINISTRATION
CHIEF ENGINEERING BRANCH
AIRPORTS DIVISION

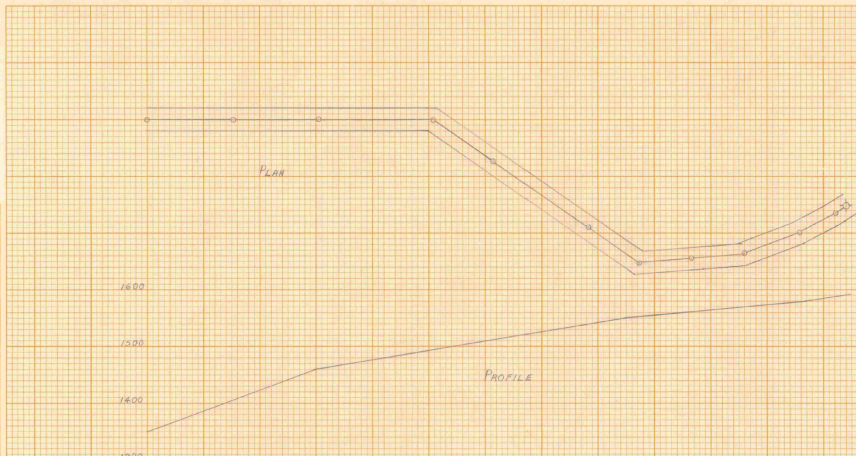
APPROVED: _____ DATE _____
CHIEF ENGINEERING BRANCH
AIRPORTS DIVISION

PROJECT AIR NO 21-6008

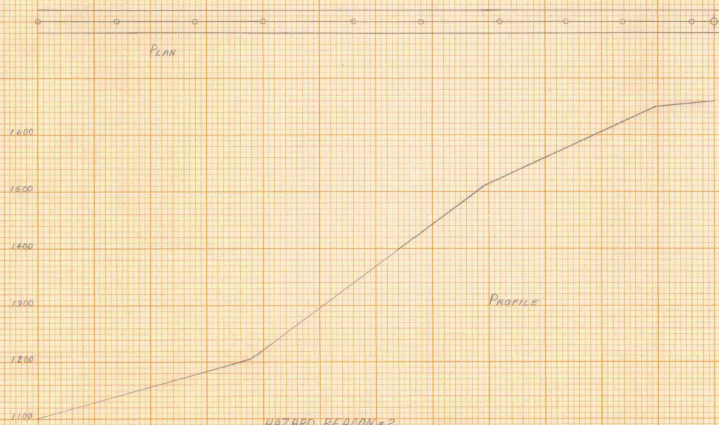
SHEET 1 OF 9 SHEETS

DATE	
BY	
PROJECT	
DESIGNED BY	
CHECKED BY	
DATE	

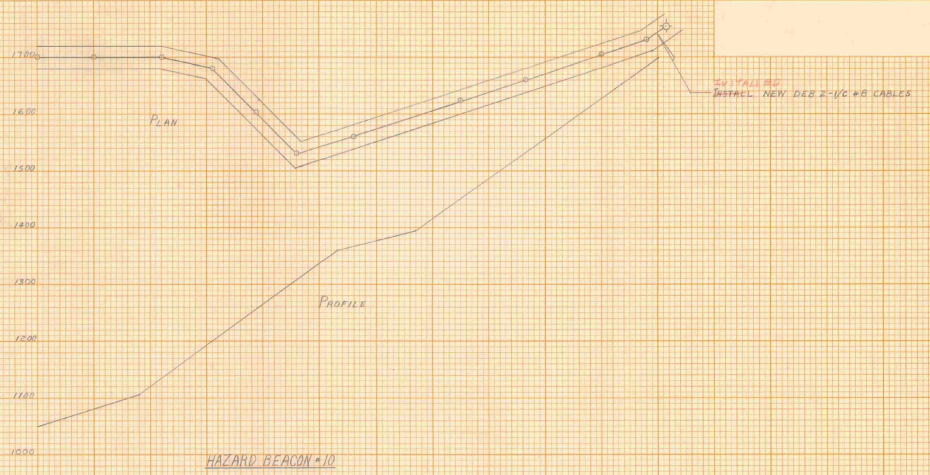
DATE	
BY	
PROJECT	
DESIGNED BY	
CHECKED BY	
DATE	



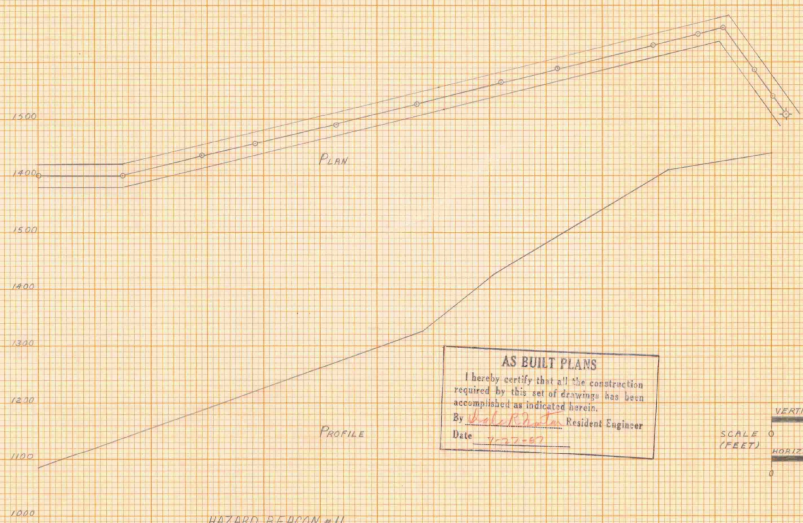
HAZARD BEACON #5
 SERVICE LINE RIGHT OF WAY 20' WIDE FROM THE HAZARD BEACON ALONG THE POWER LINE FOR A DISTANCE OF APPROXIMATELY 2140 FEET, THE REMAINDER OF THE SERVICE LINE RIGHT OF WAY, APPROXIMATELY 1187 FEET, BEING 50' WIDE.



HAZARD BEACON #2

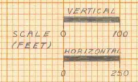


HAZARD BEACON #10



HAZARD BEACON #11

AS BUILT PLANS
 I hereby certify that all the construction required by this set of drawings has been accomplished as indicated herein.
 By Walter P. Dostal, Resident Engineer
 Date 7-22-57


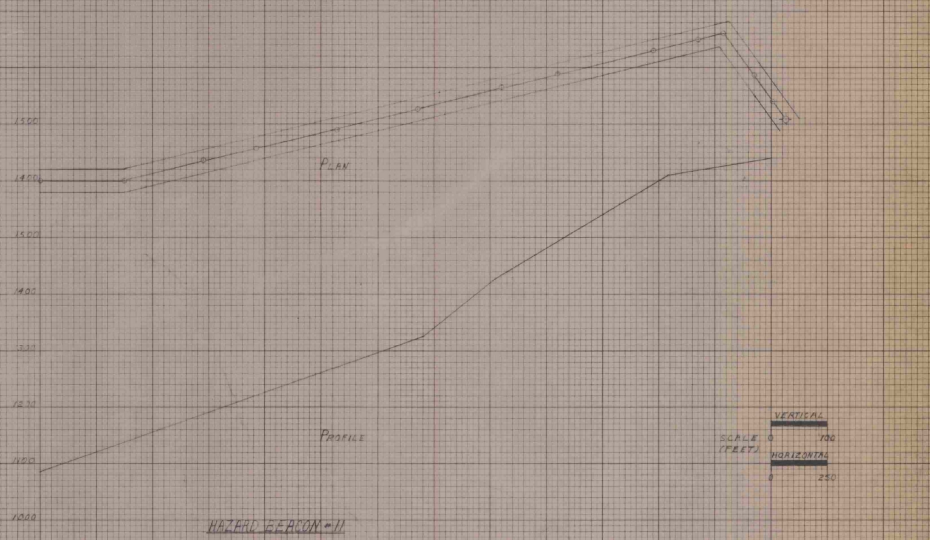
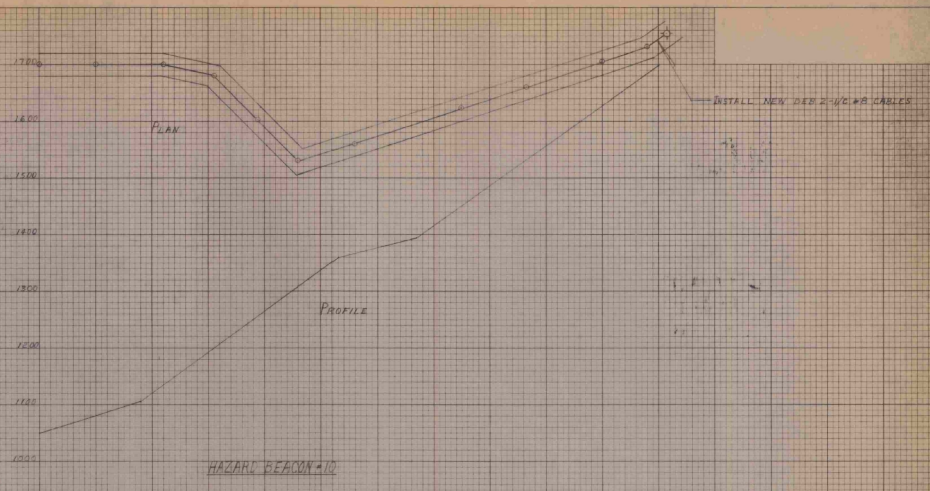
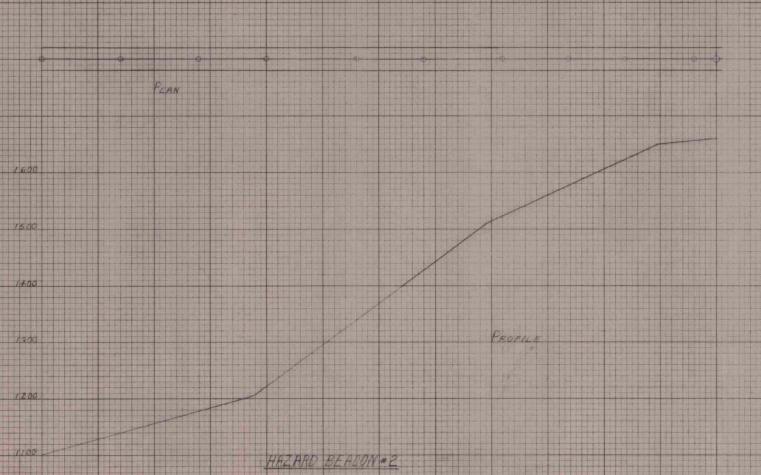
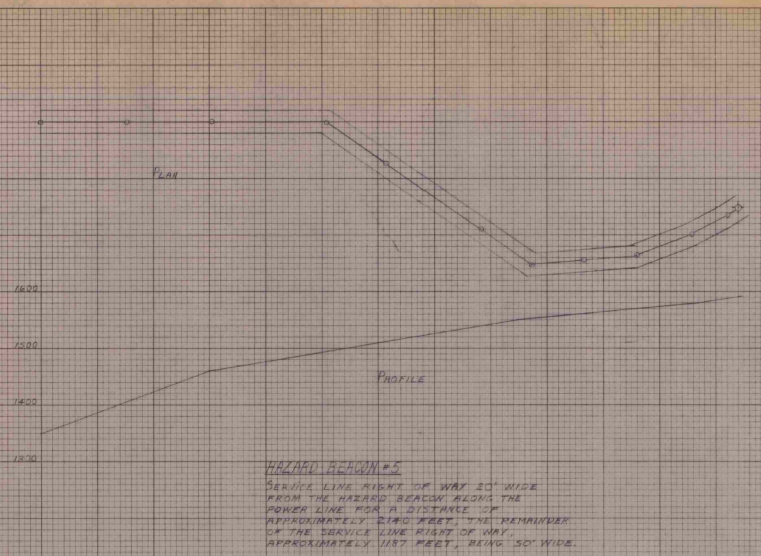


LEGEND
 ⊕ HAZARD BEACON
 — POLE LINE
 — RIGHT OF WAY

AIP 3-50-0015-01
 RUTLAND STATE AIRPORT
 AIP 21-6008
 HAZARD BEACONS #2-#5-#10-#11
 SHEET 2 OF 9 SHEETS

DATE	
BY	
REVISIONS	
NO.	DESCRIPTION
1	AS SHOWN
2	AS SHOWN
3	AS SHOWN
4	AS SHOWN
5	AS SHOWN
6	AS SHOWN
7	AS SHOWN
8	AS SHOWN
9	AS SHOWN
10	AS SHOWN

DATE	
BY	
REVISIONS	
NO.	DESCRIPTION
1	AS SHOWN
2	AS SHOWN
3	AS SHOWN
4	AS SHOWN
5	AS SHOWN
6	AS SHOWN
7	AS SHOWN
8	AS SHOWN
9	AS SHOWN
10	AS SHOWN

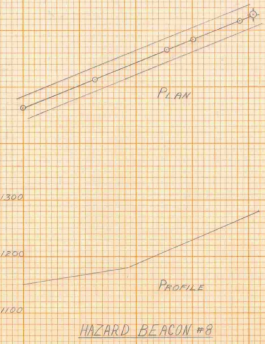
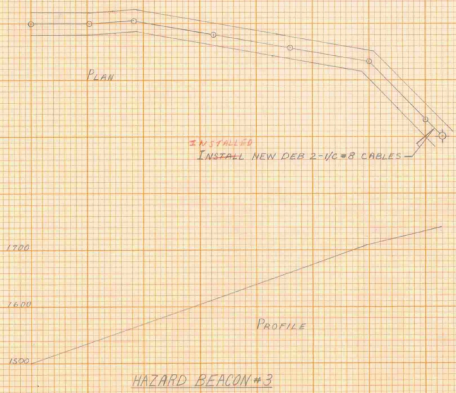
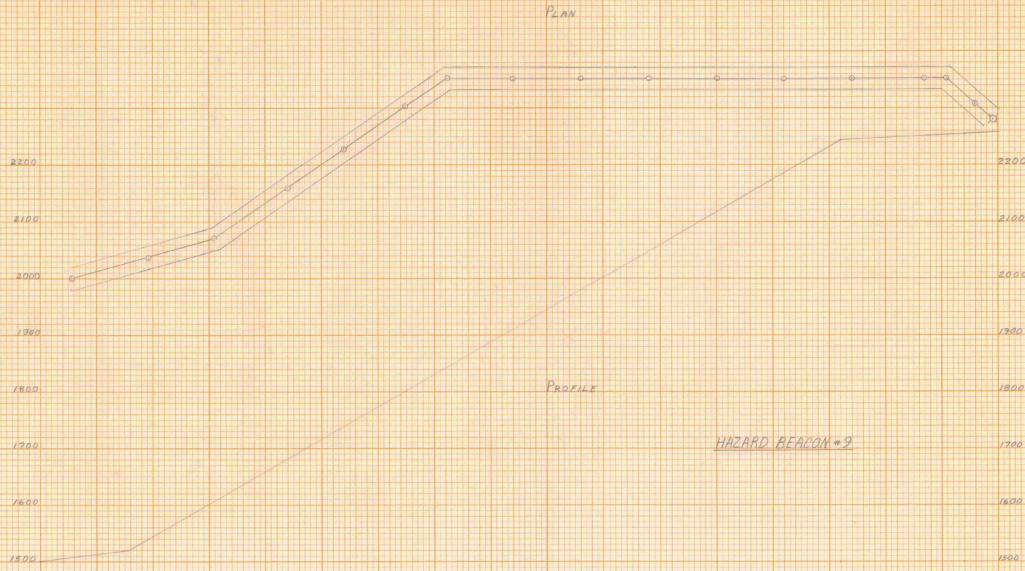
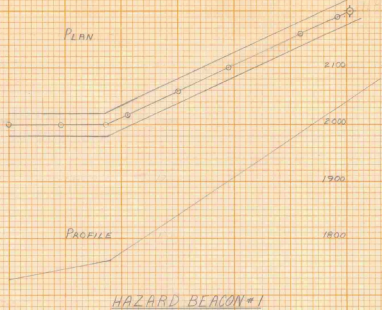


- LEGEND
- ⊕ HAZARD BEACON
 - POLE LINE
 - RIGHT OF WAY

AIP 3-50-0045-01
 RUTLAND STATE AIRPORT
 AIRZ 1-6000
 HAZARD BEACONS #2-#5-#10-#11

DATE	
BY	
PROJECT	
SURVEY	
NO. 1	

DATE	
BY	
PROJECT	
SURVEY	
NO. 2	



AS BUILT PLANS
 I hereby certify that all the construction required by this set of drawings has been accomplished as indicated herein.
 By Walter H. Hunter Resident Engineer
 Date 7-27-57

VERTICAL
 SCALE 0 100
 (FEET)
HORIZONTAL
 0 250


LEGEND
 ○ HAZARD BEACON
 — POLE LINE
 + RIGHT OF WAY

AIP 3-50-0015-01
 RUTLAND STATE AIRPORT
 AIR 21-6008
 HAZARD BEACONS #1-#3-#4-#9

SHEET 3 OF 9 SHEETS

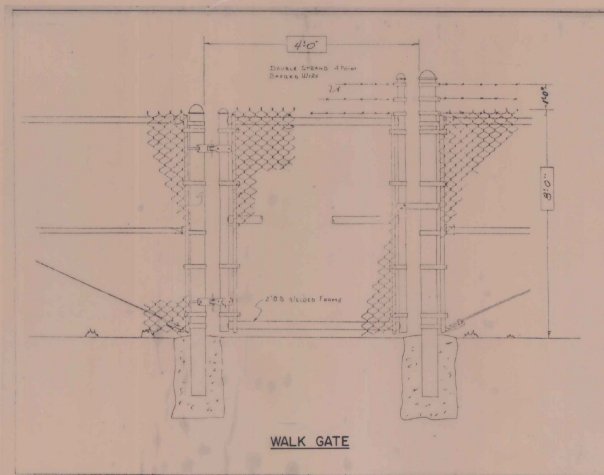
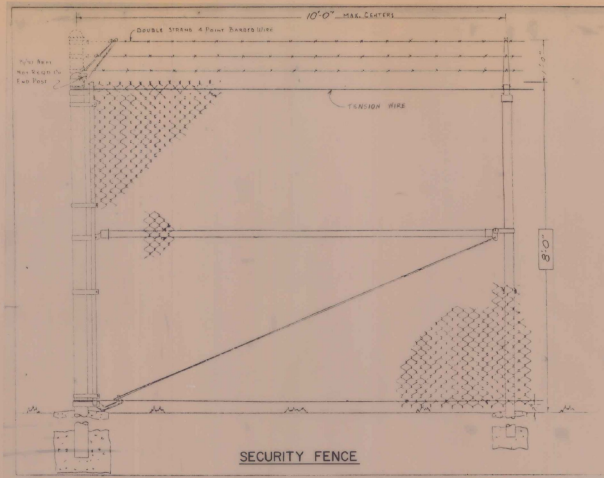
DATE	
BY	
PROJECT	
NO.	
DATE	
BY	
PROJECT	
NO.	

DATE	
BY	
PROJECT	
NO.	
DATE	
BY	
PROJECT	
NO.	



- LEGEND**
- ⊕ HAZARD BEACON
 - POLE LINE
 - RIGHT OF WAY

AIP 3-50-0015-01
 RUTLAND STATE AIRPORT
 AIP 27-6009
 HAZARD BEACONS #1-2-3-4
 SHEET 5 OF 9 SHEETS



WARNING - FEDERAL OFFENSE

DAMAGING OR DISABLING ANY NAVIGATIONAL EQUIPMENT IS, IN MOST CASES, A FEDERAL OFFENSE PUNISHABLE BY FINES UP TO \$10,000, IMPRISONMENT FOR 20 YEARS, OR EVEN DEATH IF SUCH DAMAGE CAUSES AN ACCIDENT RESULTING IN LOSS OF LIFE. THE FEDERAL BUREAU OF INVESTIGATION WILL BE NOTIFIED.

1'-6"

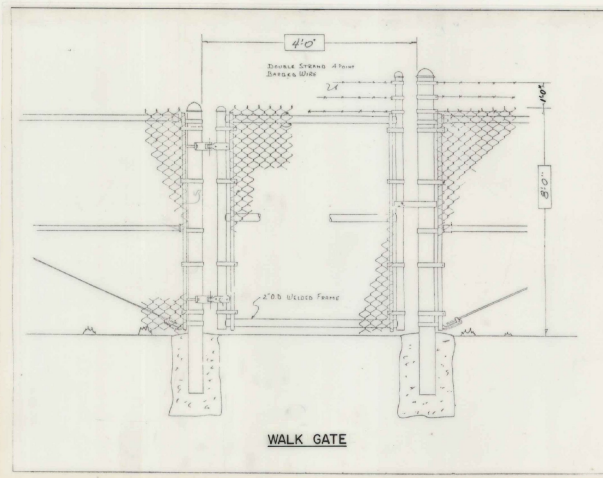
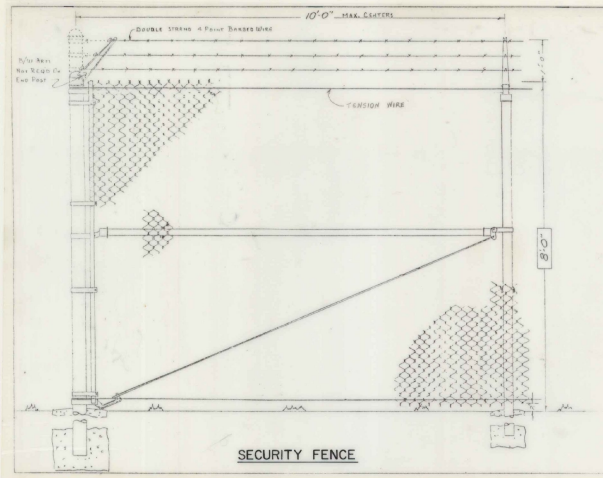
1'-0"

WARNING SIGN

NOTES

FOR SIGNS:
SIGNS ~~WILL BE~~ FURNISHED BY THE SPONSOR AND INSTALLED BY THE CONTRACTOR ON THE WALK GATES.

FOR FENCING/GATES/TOWERS:
EACH WALK GATE ~~WILL BE~~ EQUIPPED WITH A PADLOCK AND TWO KEYS, COST ~~TO BE~~ CONSIDERED SUBSIDIARY TO THE GATES.
FOR DETAILS OF GATES AND FENCING REFER TO STANDARD SHEETS F-2, F-3, AND F-4.
FENCING ~~TO BE~~ INSTALLED AROUND THE TWO NEW TOWERS.
HAZARD BEACON TOWERS ~~TO BE~~ EQUIPPED WITH SAFETY CLIMBING EQUIPMENT MEETING THE REQUIREMENTS OF PART #1000-0425-401-SLEEVE ASSEMBLY, AND PART #0001-9677-401-CARRIER RAIL - 21 FT., MANUFACTURED BY THE ANTENNA PRODUCTS DIVISION OF DHV INC., OF MINERAL WELLS, TEXAS, OR APPROVED EQUAL. COST ~~TO BE~~ SUBSIDIARY TO THE BEACONS AND TOWERS.
EXISTING BEACONS ~~TO BECOME~~ ^{BECOME} THE PROPERTY OF VERMONT AGENCY OF TRANSPORTATION.



WARNING - FEDERAL OFFENSE

DAMAGING OR DISABLING ANY NAVIGATIONAL EQUIPMENT IS, IN MOST CASES, A FEDERAL OFFENSE PUNISHABLE BY FINES UP TO \$10,000, IMPRISONMENT FOR 20 YEARS, OR EVEN DEATH IF SUCH DAMAGE CAUSES AN ACCIDENT RESULTING IN LOSS OF LIFE. THE FEDERAL BUREAU OF INVESTIGATION WILL BE NOTIFIED.

WARNING SIGN

NOTES

- FOR SIGNS:**
SIGNS ~~WILL BE~~ FURNISHED BY THE SPONSOR AND INSTALLED BY THE CONTRACTOR ON THE WALK GATES.
- FOR FENCING/GATES/TOWERS:**
EACH WALK GATE ~~WILL BE~~ EQUIPPED WITH A PADLOCK AND TWO KEYS, COST ~~TO BE~~ CONSIDERED SUBSIDIARY TO THE GATES.
FOR DETAILS OF GATES AND FENCING REFER TO STANDARD SHEETS F-2, F-3, AND F-4.
FENCING ~~TO BE~~ INSTALLED AROUND THE TWO NEW TOWERS.
HAZARD BEACON TOWERS ~~TO BE~~ EQUIPPED WITH SAFETY CLIMBING EQUIPMENT MEETING THE REQUIREMENTS OF PART #1000-0425-401-SLEEVE ASSEMBLY, AND PART #0001-9677-401-CARRIER RAIL - 21 FT., MANUFACTURED BY THE ANTENNA PRODUCTS DIVISION OF DHV INC., OF MINERAL WELLS, TEXAS, OR APPROVED EQUAL. COST ~~TO BE~~ SUBSIDIARY TO THE BEACONS AND TOWERS.
EXISTING BEACONS ~~TO BECOME~~ ^{BECOME} THE PROPERTY OF VERMONT AGENCY OF TRANSPORTATION.

AS BUILT PLANS

I hereby certify that all the construction required by this set of drawings has been accomplished as indicated herein.

By Walter R. Austin Resident Engineer
Date 7-22-82

AIP 3-50-0015-01
RUTLAND STATE AIRPORT
AIR 21-6008