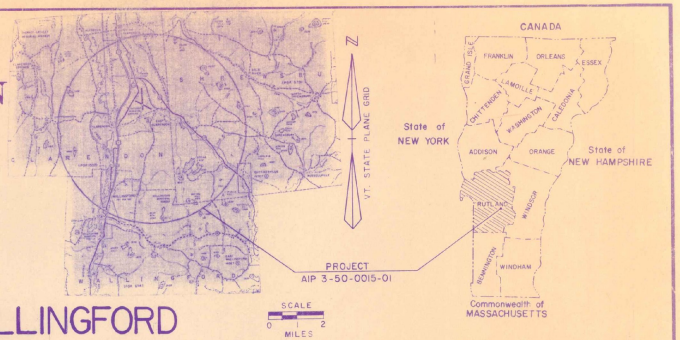
INDEX OF SHEETS

1. TITLE AND QUANTITY SHEET
2-3. PLAN AND PROFILE SHEETS
4. FENCING AND WARNING SIGN DETAILS
5. BLANK
6. STD. F-2 CHAIN-LINK FENCE AND GATES, TYPE I 2/1/79R
7. STD. F-3 CHAIN-LINK FENCE AND GATES, TYPE III 2/1/79R
8. STD. F-4 CHAIN-LINK FENCE AND GATES, TYPE II 3/19/79R
9. STD. AP-7 HAZARD BEACON, MOUNTED ON STEEL TOWER 12/15/81

STATE OF VERMONT
AGENCY OF TRANSPORTATION



PROPOSED IMPROVEMENT
TOWNS OF CLARENDON - SHREWSBURY - WALLINGFORD
COUNTY OF RUTLAND
RUTLAND STATE AIRPORT
AIP 3-50-0015-01

CLEARING OF POWER LINES ALONG RIGHT OF WAY TO 8 HAZARD BEACONS AND THE REPLACEMENT OF 2 HAZARD BEACONS AND STRUCTURES

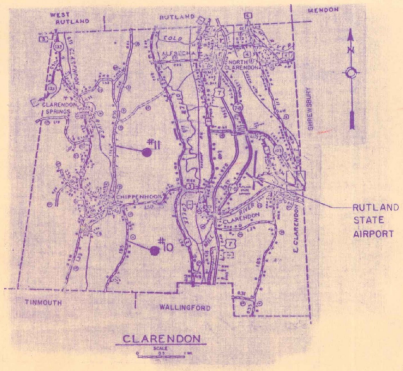
RECORD PLANS

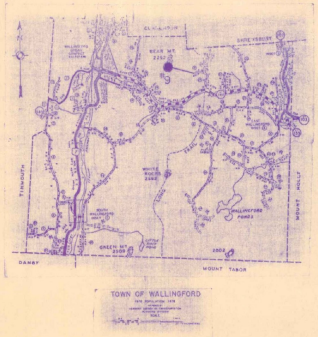
CONTRACTOR-ADRIATIC PAINTING RENSSELAER NEW YORK
RESIDENT ENGINEER-DALE NORTON
CONTRACT DATED-1/16/84
CONSTRUCTION BEGAN 6/8/84
CONSTRUCTION SUSPENDED11/18/84
CONSTRUCTION RESUMED 8/12/85
CONSTRUCTION COMPLETED 9/26/85
RECORD PLANS-DALE NORTON & FRED JORDAN

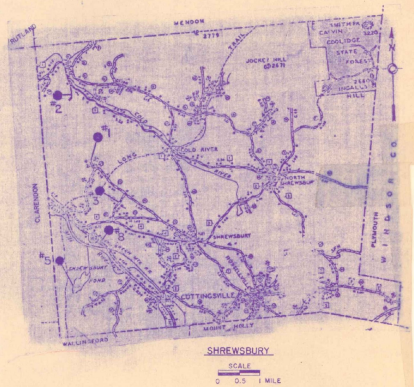
SUPPLIER / MANUFACTURE

CHAIN LINK FENCE - ANVIL FENCE & SUPPLY CO CLIFTON PARK, N.Y
HAZARD BEACON-EMPIRE INDUSTRIAL FABRICATORS ALBANY, NY

JUN 29 1983







CONVENTIONAL SIGNS

COUNTY LINE
TOWN LINE
LIMITS OF ACCESS
POINT OF ACCESS
FENCE LINE
STONE WALL
TRAVELED WAY
GUARD RAIL
RAILROAD
SURVEY LINE
CULVERT
POWER POLE
TELEPHONE POLE
TREES
CONTROL OF ACCESS
PROPERTY LINE
R.O.W. TAKING LINE
SLOPE RIGHTS SR
TOP OF CUT
TOE OF SLOPE

DATUM
VERTICAL
HORIZONTAL

"3 — HAZARD BEACON AND SERVICE LINE LOCATIONS
50' WIDTH FOR ALL SERVICE LINE RIGHT OF WAY EXCEPT BEACON "5 (SEE SHEET 2)
REPLACE STRUCTURES "3 AND "10.

QUANTITIES

QUANTITY	UNIT	ITEM	ITEM NO.
1	LS	CLEARING	201.11
152	LF	CHAIN-LINK FENCE, 8 FEET	620.12
2	EA	WALK GATE FOR CHAIN-LINK FENCE, 8 FEET	620.22
2	EA	AIRPORT HAZARD BEACON, MOUNTED ON STEEL TOWER	690.30

THESE PLANS AND SPECIFICATIONS ARE IN ACCORDANCE WITH CRITERIA CONTAINED IN CURRENT FAA ADVISORY CIRCULARS AS INDICATED IN AC CHECKLIST AC 150/5300-2KW DATED 03/15/83.

AS BUILT PLANS

I hereby certify that all the construction required by this set of drawings has been accomplished as indicated herein.
By Dale Norton Resident Engineer
Date 7-30-87


AIP 3-50-0015-01

SUBMITTED BY ORDER OF THE STATE TRANSPORTATION BOARD
APPROVED S.V. Gage P.E. DATE 11/18/82
CHIEF ENGINEER

DEPARTMENT OF TRANSPORTATION
FEDERAL AVIATION ADMINISTRATION
APPROVED William M. Cox DATE 11/14/83
CHIEF ENGINEERING BRANCH
AIRPORTS DIVISION

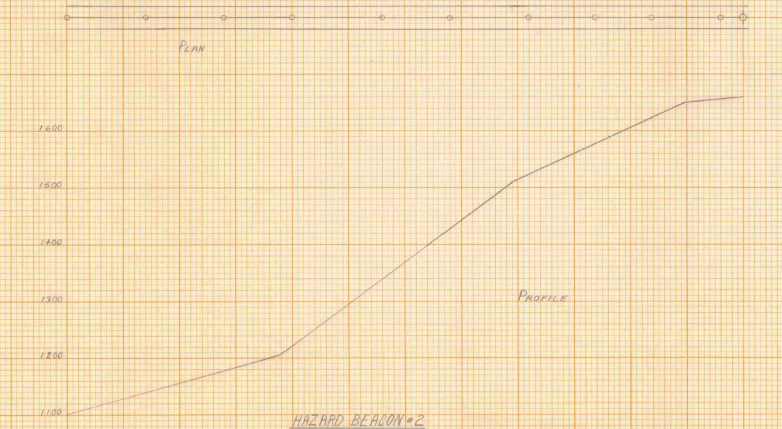
PROJECT AIR NO 21-6008
SHEET 1 OF 9 SHEETS

D-10 S.R.S. 12/17/70

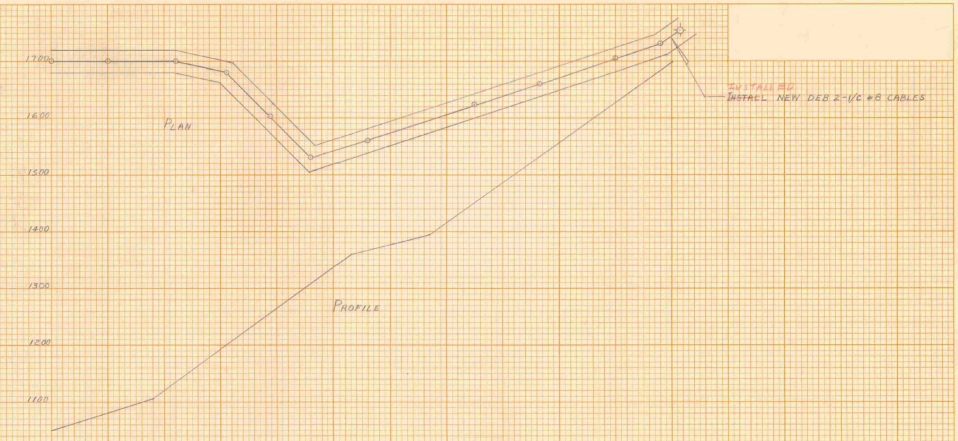


HAZARD BEACON #5

SERVICE LINE RIGHT OF WAY 20' WIDE FROM THE HAZARD BEACON ALONG THE POWER LINE FOR A DISTANCE OF APPROXIMATELY 2140 FEET; THE REMAINDER OF THE SERVICE LINE RIGHT OF WAY, APPROXIMATELY 1187 FEET, BEING 50' WIDE.

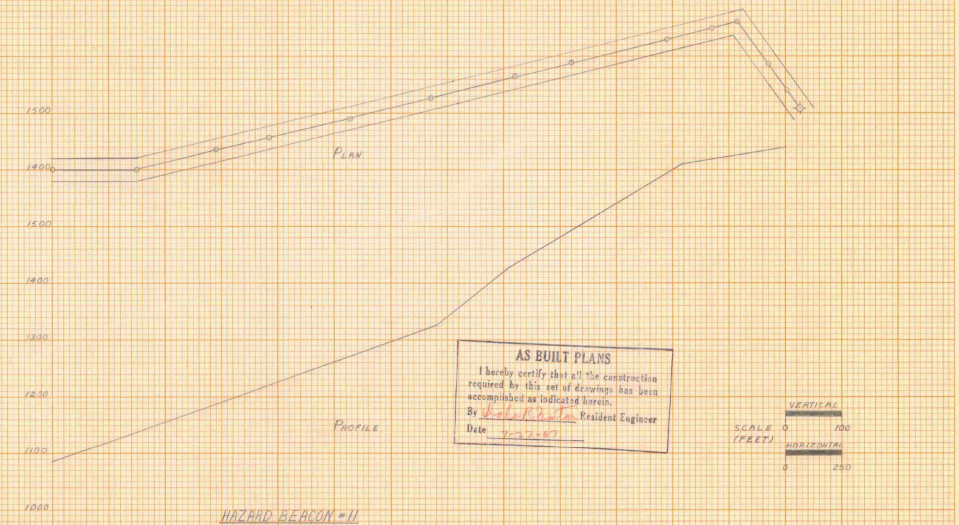


HAZARD BEACON #2



INSTALL NEW DEB 2-1/C #8 CABLES

HAZARD BEACON #10



HAZARD BEACON #11

AS BUILT PLANS

I hereby certify that all the construction required by this set of drawings has been accomplished as indicated herein.

By _____ Resident Engineer

Date 1-27-87

SCALE (FEET) VERTICAL 0 100 HORIZONTAL 0 250

LEGEND

- HAZARD BEACON
- POLE LINE
- RIGHT OF WAY

AIP 3-50-0015-01

RUTLAND STATE AIRPORT

AIR 21-6008

HAZARD BEACONS #2-#5-#10-#11

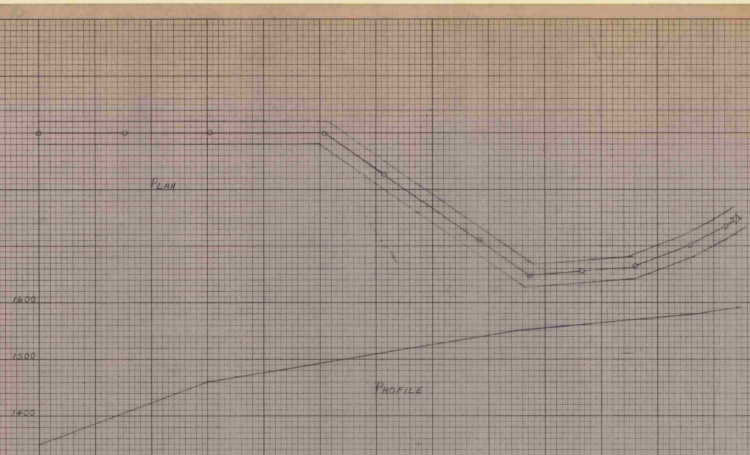
SHEET 2 OF 9 SHEETS

FINAL SURVEY — SURVEYED BY, DRAWN BY, TRACED BY, CHECKED BY, NOTE BOOK, PAGE, NO., DATE

ORIGINAL SURVEY — SURVEYED, DRAWN, TRACED, CHECKED, NOTE BOOK, PAGE, NO., BY, DATE

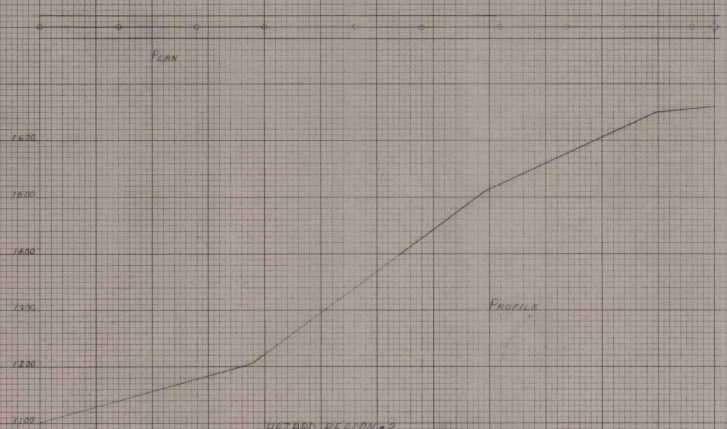
BRUNING AS-101 SAMPLE

PLATE 3 FULL CROSS SECTION
CHARLES BRUNING COMPANY
MADE IN U.S.A.

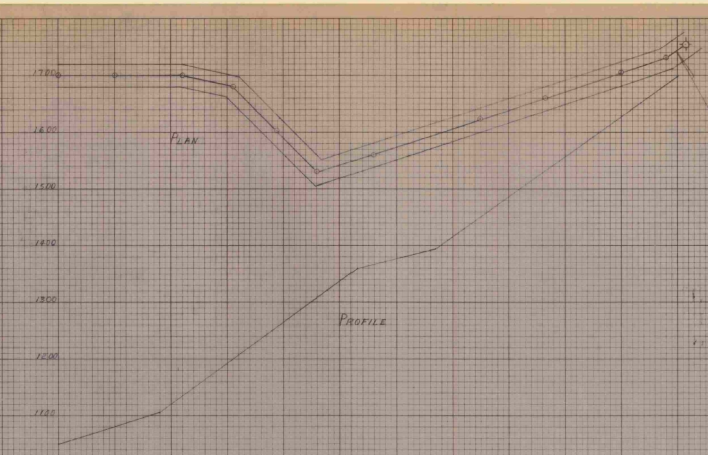


HAZARD BEACON #5

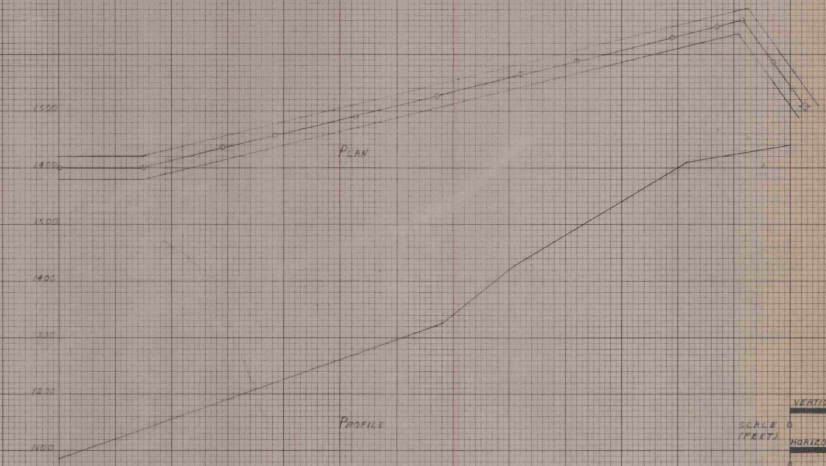
SERVICE LINE RIGHT OF WAY 20' WIDE FROM THE HAZARD BEACON ALONG THE POWER LINE FOR A DISTANCE OF APPROXIMATELY 2180 FEET, THE REMAINDER OF THE SERVICE LINE RIGHT OF WAY, APPROXIMATELY 1187 FEET, BEING 50' WIDE.



HAZARD BEACON #2



HAZARD BEACON #10



HAZARD BEACON #11

VERTICAL
SCALE (FEET) 0 100
HORIZONTAL
0 250

LEGEND

- HAZARD BEACON
- POLE LINE
- RIGHT OF WAY

AIP 3-50-0015-01

RUTLAND STATE AIRPORT
"AIA" - 6008
HAZARD BEACONS #2-#5-#10-#11

SHEET 2 OF 9 SHEETS

FINAL SURVEY — PLOTTED, TRACED, CHECKED, NOTE BOOK, NO., DATE, BY

ORIGINAL SURVEY — PLOTTED, TRACED, CHECKED, NOTE BOOK, NO., DATE, BY

DRAWING AD-1013-2428

PLATE 3" FULL CROSS SECTION
CHARLES BRUNING COMPANY

PLAN

PROFILE

2100
2000
1900
1800

HAZARD BEACON #1

PLAN

2200
2100
2000
1900
1800
1700
1600
1500

PROFILE

HAZARD BEACON #2

PLAN

INSTALLED
INSTALL NEW DEB 2-1/C #8 CABLES

1700
1600
1500

PROFILE

HAZARD BEACON #3

PLAN

1300
1200
1100

PROFILE

HAZARD BEACON #8

AS BUILT PLANS

I hereby certify that all the construction required by this set of drawings has been accomplished as indicated herein.

By _____ Resident Engineer

Date _____

SCALE (FEET) VERTICAL 0 100 HORIZONTAL 0 200

LEGEND

HAZARD BEACON

POLE LINE

RIGHT OF WAY

AIP 3-50-0915-01

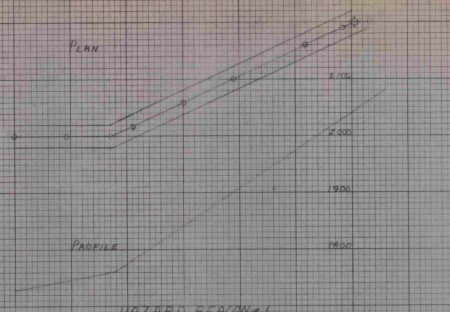
RUTLAND STATE AIRPORT
AIR 21-6008
HAZARD BEACONS #1-#3-#8-#9

SHEET 3 OF 9 SHEETS

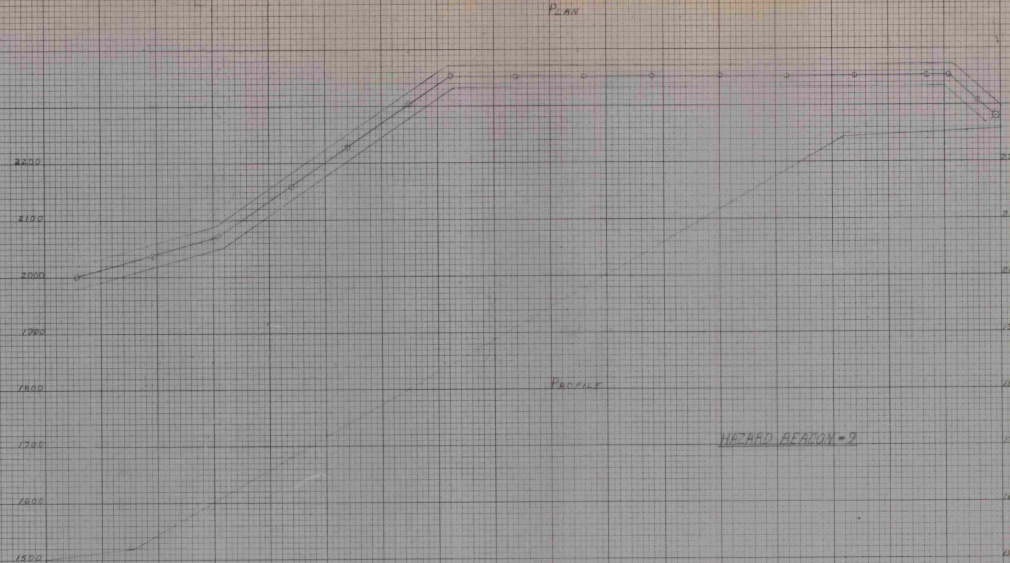
PLATE 3 FULL CROSS SECTION
CHARLES BRUNING COMPANY
MADE IN U.S.A.

ORIGINAL SURVEY
DATE
BY
DRAFTED
CHECKED
TRACED
NOTE BOOK
NO.

FINAL SURVEY
DATE
BY
REVISED
PLOTTED
TRACED
AREAS CHECKED
NOTE BOOK
NO.



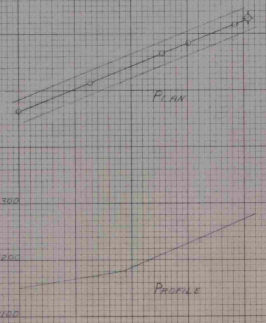
HAZARD BEACON #1



HAZARD BEACON #2



HAZARD BEACON #3



HAZARD BEACON #4

LEGEND
- HAZARD BEACON
- POLE LINE
- RIGHT OF WAY

VERTICAL SCALE (FEET) 0 100
HORIZONTAL 0 50

AIP 3-50-0015-01

AUTLAND STATE AIRPORT
AIP 27-6003
HAZARD BEACONS #1-#2-#3-#4

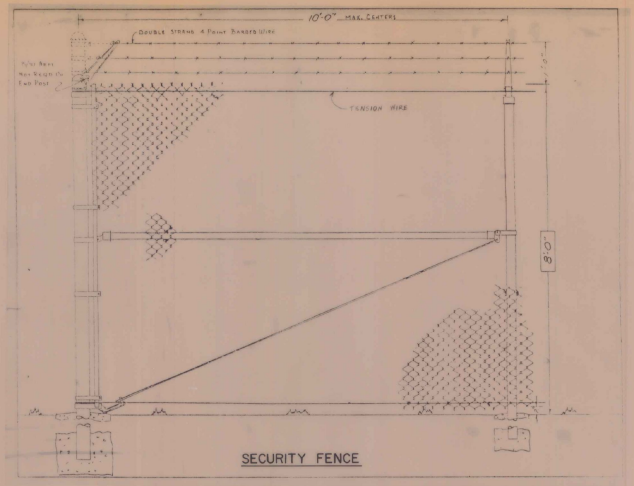
SHEET 3 OF 5 SHEETS

ORIGINAL SURVEY — SURVEYED, PLOTTED, NOTE BOOK, AREA, BY, DATE, CHECKED

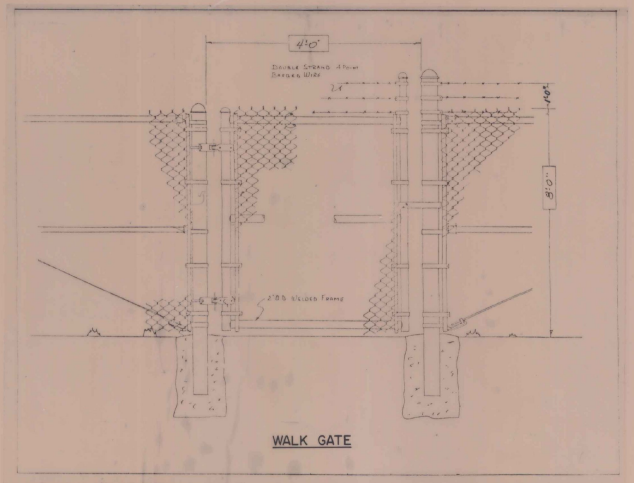
FINAL SURVEY — SURVEYED, PLOTTED, NOTE BOOK, AREA, BY, DATE, CHECKED

BROWNING 40-109 53428

PLATE 3 FULL CROSS SECTION
CHARLES BRUNING COMPANY



SECURITY FENCE



WALK GATE

WARNING - FEDERAL OFFENSE

DAMAGING OR DISABLING ANY NAVIGATIONAL EQUIPMENT IS, IN MOST CASES, A FEDERAL OFFENSE PUNISHABLE BY FINES UP TO $10,000, IMPRISONMENT FOR 20 YEARS, OR EVEN DEATH IF SUCH DAMAGE CAUSES AN ACCIDENT RESULTING IN LOSS OF LIFE. THE FEDERAL BUREAU OF INVESTIGATION WILL BE NOTIFIED.

1'-0"

1'-6"

WARNING SIGN

NOTES

FOR SIGNS:

SIGNS ~~WILL BE~~ FURNISHED BY THE SPONSOR AND INSTALLED BY THE CONTRACTOR ON THE WALK GATES.

FOR FENCING/GATES/TOWERS:

EACH WALK GATE ~~WILL BE~~ EQUIPPED WITH A PADLOCK AND TWO KEYS, COST ~~TO BE~~ CONSIDERED SUBSIDIARY TO THE GATES.

FOR DETAILS OF GATES AND FENCING REFER TO STANDARD SHEETS F-2, F-3, AND F-4.

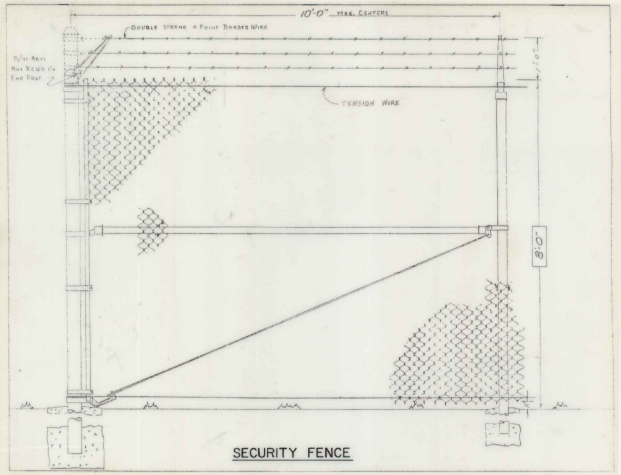
FENCING ~~TO BE~~ INSTALLED AROUND THE TWO NEW TOWERS.

HAZARD BEACON TOWERS ~~TO BE~~ EQUIPPED WITH SAFETY CLIMBING EQUIPMENT MEETING THE REQUIREMENTS OF PART #1000-0425-401-SLEEVE ASSEMBLY, AND PART #0001-9677-401-CARRIER RAIL-21 FT., MANUFACTURED BY THE ANTENNA PRODUCTS DIVISION OF DHV INC., OF MINERAL WELLS, TEXAS, OR APPROVED EQUAL. COST ~~TO BE~~ SUBSIDIARY TO THE BEACONS AND TOWERS.

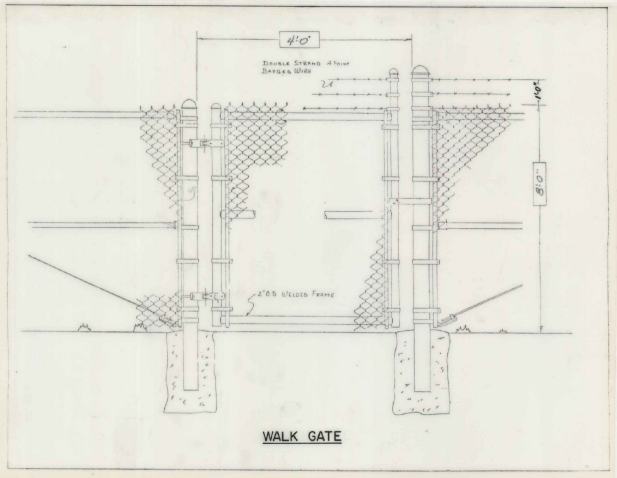
EXISTING BEACONS ~~TO BECOME~~ BECAME THE PROPERTY OF VERMONT AGENCY OF TRANSPORTATION.

AIP 3-50-0015-01

RUTLAND STATE AIRPORT
AIR 21-6008



SECURITY FENCE



WALK GATE

WARNING - FEDERAL OFFENSE

DAMAGING OR DISABLING ANY NAVIGATIONAL EQUIPMENT IS, IN MOST CASES, A FEDERAL OFFENSE PUNISHABLE BY FINES UP TO $10,000, IMPRISONMENT FOR 20 YEARS, OR EVEN DEATH IF SUCH DAMAGE CAUSES AN ACCIDENT RESULTING IN LOSS OF LIFE. THE FEDERAL BUREAU OF INVESTIGATION WILL BE NOTIFIED.

1'-0"

1'-6"

WARNING SIGN

NOTES

FOR SIGNS:

SIGNS ~~WILL BE~~ FURNISHED BY THE SPONSOR AND INSTALLED BY THE CONTRACTOR ON THE WALK GATES.

FOR FENCING/GATES/TOWERS:

EACH WALK GATE ~~WILL BE~~ EQUIPPED WITH A PADLOCK AND TWO KEYS, COST ~~TO BE~~ CONSIDERED SUBSIDIARY TO THE GATES.

FOR DETAILS OF GATES AND FENCING REFER TO STANDARD SHEETS F-2, F-3, AND F-4.

FENCING ~~TO BE~~ INSTALLED AROUND THE TWO NEW TOWERS.

HAZARD BEACON TOWERS ~~TO BE~~ EQUIPPED WITH SAFETY CLIMBING EQUIPMENT MEETING THE REQUIREMENTS OF PART #1000-0425-401-SLEEVE ASSEMBLY, AND PART #0001-9677-401-CARRIER RAIL-21 FT., MANUFACTURED BY THE ANTENNA PRODUCTS DIVISION OF DHV INC., OF MINERAL WELLS, TEXAS, OR APPROVED EQUAL. COST ~~TO BE~~ SUBSIDIARY TO THE BEACONS AND TOWERS.

EXISTING BEACONS TO ~~BECOME~~ BECAME THE PROPERTY OF VERMONT AGENCY OF TRANSPORTATION.

AS BUILT PLANS

I hereby certify that all the construction required by this set of drawings has been accomplished as indicated herein.

By Dale R. Porter Resident Engineer

Date 7-22-82

AIP 3-50-0015-01

RUTLAND STATE AIRPORT
AIR 21-6008